



Aptech Limited
Regd. office: Aptech House
A-65, M.D.C., Marol, Andheri (E),
Mumbai - 400 093.
T: 91 22 2827 2300
F: 91 22 2827 2399
www.aptech-worldwide.com

9th November, 2017

The Secretary/Listing Department/Corporate Relations
Stock Exchange, Mumbai
P. J. Towers, 25th Floor,
Dalal Street,
Mumbai - 400 001.
Fax No. 022-22723121/3719/2037/2039/2041/2061

The Manager – Listing Department / Corporate Relations
The National Stock Exchange of India Limited
Exchange Plaza, 5th Floor,
Plot no. C/1, G Block,
Bandra-Kurla Complex
Bandra (E),
Mumbai - 400 051.
Fax No.022-26598237/38

Company Scrip Code: 532475

ISIN No. : INE266F01018

Dear Sirs,

Sub: Limited Reviewed Financial Results (Consolidated and Standalone) of the Company for the quarter ended 30th September, 2017

Please find enclosed herewith the Limited Reviewed Financial Results (Consolidated and Standalone) of the Company for quarter ended 30th September, 2017 approved by the Board of Directors at its meeting held on 9th November, 2017 pursuant to the Regulation 33 of the SEBI (Listing Obligations and Disclosure Requirements) Regulations, 2015.

We also enclose Limited Review Report for the said quarter issued by the auditors.

This is for your information and record.

Thanking you

Yours faithfully

For Aptech Limited

A handwritten signature in black ink, appearing to read "Ketan H. Shah", is written over a horizontal line.

Ketan H. Shah
Company Secretary
Encl.: As above.

APTECH LIMITED

PART I : STATEMENT OF UNAUDITED CONSOLIDATED FINANCIAL RESULTS FOR THE QUARTER AND HALF YEAR ENDED SEPTEMBER 30, 2017

₹ in Lakhs

Particulars	Unaudited				
	Quarter Ended			Half Year Ended	
	September 30,2017	June 30,2017	September 30,2016	September 30,2017	September 30,2016
I. Revenue from Operations	5,589	5,163	4,997	10,752	10,796
II. Other income	86	62	94	148	156
III. Total Income (I+II)	5,675	5,225	5,091	10,900	10,952
IV. Expenses :					
Employee benefits expenses	1,529	1,957	1,313	3,486	2,504
Share Based Payment to Employees (Refer note 2)	307	313	10	620	10
	1,836	2,270	1,323	4,106	2,514
Finance Costs	2	4	2	6	3
Depreciation and amortization expenses	280	282	267	562	520
Other Expenses	2,759	2,450	2,572	5,209	6,914
Total Expenses	4,877	5,006	4,164	9,883	9,951
V. Profit/ (Loss) before exceptional items and tax (III-IV)	798	219	927	1,017	1,001
VI. Exceptional Items (Net) (Refer note 5)	1,265	-	-	1,265	-
VII. Profit/ (Loss) Before Tax (V-VI)	2,063	219	927	2,282	1,001
VIII. Tax Expenses					
(a) Current Tax	113	(12)	204	101	195
(b) Net Deferred tax Liability / (Asset)	(207)	38	(21)	(169)	(12)
Total Tax Expenses	(94)	26	183	(68)	183
IX. Profit for the Period (VII -VIII)	2,157	193	744	2,350	818
X. Other Comprehensive Income	10	(41)	(5)	(33)	(23)
a. Items that will not be reclassified to profit and loss					
i. Loss on Remeasurement of Defined benefit plan	(42)	(77)	(15)	(119)	(43)
ii. Gain on Fair Value on Equity Instruments	48	11	4	59	8
iii. Income Tax on above	4	25	6	27	12
b. Items that will not be reclassified to profit and loss	-	-	-	-	-
XI. Total Comprehensive Income (IX + X)	2,167	152	739	2,317	795
XII. Earnings per share (of ₹ 10 each) (Not Annualised)					
Basic EPS (₹)	5.41	0.48	1.85	5.89	1.99
Diluted EPS (₹)	5.22	0.47	1.80	5.69	1.98





Aptech Limited
 Regd. office: Aptech House
 A-65, MIDC, Marol, Andheri (E),
 Mumbai - 400 093.
 T: 91 22 2827 2300
 F: 91 22 2827 2399
 www.aptech-worldwide.com

CONSOLIDATED SEGMENT WISE REVENUE, RESULTS AND CAPITAL EMPLOYED AS PER REGULATION 33 OF SEBI (LISTING OBLIGATIONS AND DISCLOSURE REQUIREMENTS) REGULATIONS, 2015

₹ in Lakhs

Particulars	Quarter Ended			Half Year Ended	
	September 30,2017	June 30,2017	September 30,2016	September 30,2017	September 30,2016
1) SEGMENT REVENUE					
a. Retail	3,533	3,565	3,188	7,098	8,254
b. Institutional	2,056	1,598	1,809	3,654	2,542
TOTAL	5,589	5,163	4,997	10,752	10,796
2) SEGMENT RESULTS					
a. Retail	1,360	1,091	923	2,451	1,593
b. Institutional	341	136	560	477	546
TOTAL	1,701	1,227	1,483	2,928	2,139
Less: Unallocable Expenses, including Exceptional Items (Refer note 5) but Excluding Share Based Payment	860	757	679	1,617	1,323
Share Based Payment (Refer note 2)	307	313	10	620	10
TOTAL	534	157	794	691	806
Add: Other Unallocable Income including Exceptional items (Refer note 5)		62	133	1,591	195
TOTAL PROFIT BEFORE TAX	534	219	927	2,282	1,001
Particulars	As at Sept 30 ,17	As at June 30 ,17	As at Sept 30 ,16		
I. SEGMENT ASSETS					
a. Retail	4,434	4,355	5,068		
b. Institutional	5,511	4,840	2,027		
c. Other Unallocable Assets					
Investments	13,907	11,727	10,896		
Cash and Cash Equivalents	3,026	1,588	3,842		
Unallocable Assets	4,118	5,637	5,256		
Total Segment Assets	30,996	28,147	27,089		
II. SEGMENT LIABILITIES					
a. Retail	1,880	1,522	2,002		
b. Institutional	1,381	1,141	684		
c. Unallocable Liabilities	1,146	1,357	963		
Total Segment Liabilities	4,407	4,020	3,649		
Net Capital Employed (I-II)	26,589	24,127	23,440		

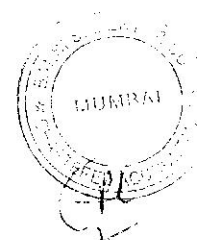
Notes :

- The Company has identified Business Segments as the primary segment. Segments have been identified taking into account the nature of services, the differing risks and returns, the organizational structure & the internal reporting system.
- The figures for the previous quarters have been regrouped/ reclassified wherever considered necessary to conform with those of current quarter and half year.

For and on behalf of the Board of Directors of

Aptech Limited

Anil Pant
 Managing Director & CEO



Place : MUMBAI

Date : November 09, 2017



Aptech Limited
 Regd. office: Aptech House
 A-65, MIDC, Marol, Andheri (E),
 Mumbai - 400 093.
 T: 91 22 2827 2300
 F: 91 22 2827 2399
 www.aptech-worldwide.com

Notes :

- 1 The above results have been reviewed by the Audit Committee of the Board and taken on record at the meeting of the Board of Directors held on November 9, 2017.
- 2 In accordance with the Securities and Exchange Board of India (Share based Employee Benefits) Regulations, 2014 ('SEBI Regulations'), approval of shareholders of the Company was obtained at the Annual General Meeting held on 27, September 2016 to create, offer and grant upto 4432620 options, in one or more tranches, under Aptech ESOP 2016 scheme to the employees of the Company and its subsidiaries. These options will vest in 3rd, 4th and 5th year based on the tenure of eligible employees and performance criteria. Based on valuation report of an Independent valuer the Fair value of ESOP is determined and accordingly a sum of Rs. 307 lakhs for the Quarter and Rs. 620 lakhs for the Half year has been provided for and Corresponding Previous Quarter and half year ended September 30, 2016 Rs. 10 lakhs.
- 3 The Company has made an application for approval to the Central Government for waiver of excess remuneration paid to the then Managing Director for the financial Year 2015-16, which is pending approval. Based on the approval by the Central Government for the financial Year 2014-15, the Company is in process of recovering the excess remuneration of Rs.73.92 lakhs paid to the then Managing Director and the same is reflected as recoverable as on September 30, 2017.
- 4 The Company through its subsidiary has investment of Rs. 10813.21 Lakhs in BJBC China ('the Investee'). The investee has not been furnishing its audited financial statements to its investors, for last about four years, nor has it been convening Board /General Body meetings. In order to establish investor protection and as a measure of corporate democracy and transparency, some of the major investors got together and filed appropriate petitions in jurisdictional court of Cayman Islands and obtained favourable orders. At this stage, the investment considered at cost is, an appropriate estimate of fair value, in accordance with Annexure B on Application Guidance para BS.2.3 to Ind AS 109 "Financial Instruments".
- 5 During the period ended September 30, 2017, Exceptional item pertains to Profit on sale of immovable properties of ₹ 1443 Lakhs and expenses/loss of ₹ 178 lakhs in connection therewith, resulting in net gain of ₹ 1265 lakhs.
- 6 For the quarter ended September 30, 2017 on a standalone basis, Aptech Limited has reported (a) Turnover of Rs.3553 Lakhs (b) Profit/(loss) before tax of Rs. 1327 Lakhs (c) Profit/(loss) after tax of Rs. 1340 Lakhs.
- 7 The Company has adopted Indian Accounting Standards (Ind AS) with effect from April 1, 2017 and accordingly, the above results have been prepared in accordance with the Companies (Indian Accounting Standards) Rules, 2015 prescribed under Section 133 of the Companies Act, 2013.
- 8 The Auditors of the Company have carried out Limited Review of unaudited financial results for the quarter ended September 30, 2017 as required under SEBI (Listing Obligations and Disclosure Requirements) Regulations, 2015 and the related report is being submitted to the concerned stock exchanges. As per SEBI Circular No. CIR/CFD/FAC/62/2016 dated July 5, 2016 the Company has Ind AS compliant financial results for the corresponding quarter ended September 30, 2016. The Results for September 30, 2016 have not been subject to limited review or Audit, However the Management has exercised necessary due diligence to ensure that the said financial results provide a true and fair view of the Company's affairs.
- 9 There is possibility that these quarterly financial results along with the provisional financial statements as of and for the year ended March 31, 2017 may require adjustment before constituting the final Ind AS financial Statements as of and for the year ending March 31, 2018 due to changes in financial reporting requirements arising from new or revised standards or interpretations issued by ICAI or changes in the use of one or more optional exemptions from full retrospective application as permitted under Ind AS 101.
- 10 Reconciliation of Net profit between Previous GAAP to Ind AS for the Quarter ended September 30, 2016.


Particulars	₹. In lakhs	
	Quarter ended September '16	
Net profit for the period (As per Previous GAAP)		717
Increase in Deferred Tax Asset (Net)		21
Increase in Current Tax Expenses		(9)
Actuarial Gain/losses of retirement benefits transferred to OCI		15
Net profit under Ind AS		744
Other Comprehensive Income (Net of taxes)		(5)
Total Comprehensive Income		739

- 11 The figures for the previous periods have been regrouped / reclassified wherever considered necessary to conform with those of current quarter and half year.

For and on behalf of the Board of Directors of
 Aptech Limited


 Anil Papat
 Managing Director & CEO

Place : Mumbai
 Date : November 09, 2017







Unleash your potential

Aptech Limited
 Regd. office: Aptech House
 A-65, MIDC, Marol, Andheri (E),
 Mumbai - 400 093.
 T: 91 22 2827 2300
 F: 91 22 2827 2399
 www.aptech-worldwide.com

Aptech Limited
 Consolidated Balance Sheet

₹ in Lakhs

Particulars	As at September 30, 2017
Assets	
Non-current Assets	
Property, plant and equipment	1,762
Capital work-in-progress	9
Other Intangible Assets	1,070
Intangible Assets Under Development	412
Financial Assets	
- Investment	13,002
- Loans	581
- Other non-current financial Assets	74
- Deferred tax Assets (net)	1,551
- Advance Tax (Net of Provisions)	676
- Other non-current Assets	34
Total non-current Assets	19,171
Current Assets	
Inventories	85
Financial Assets	
- Investments	905
- Trade receivables	6,789
- Cash and cash equivalents	1,125
- Bank balances other than above	1,827
- Current Loan	1,094
Total current Assets	11,825
TOTAL Assets	30,996
EQUITY AND Liabilities	
Equity	
Equity share capital	3,989
Other equity	22,599
Total equity	26,589
Liabilities	
Non-current Liabilities	
Financial Liabilities	
Provisions - Retirement Benefits	248
Total non-current Liabilities	248
Current Liabilities	
Financial Liabilities	2,817
Other current Liabilities	1,136
Provisions - Retirement Benefits	206
Total current Liabilities	4,159
Total Liabilities	4,407
TOTAL EQUITY AND Liabilities	30,996



BANSI S. MEHTA & CO.

CHARTERED ACCOUNTANTS

Bansi S. Mehta
(Chief Mentor)

D. I. SHAH
K. R. GANDHI (Ms.)
D. R. DESAI (Ms.)
P. H. CLERK
M. V. SHAH
A. A. AGRAWAL (Ms.)

A. A. DESAI
H. G. BUCH
Y. A. THAR
R. G. DOSHI
A. B. AGRAWAL
U. A. SHAH (Ms.)

Admn. Off. :
11/13, Bolawala Building, 2nd Floor,
Horniman Circle, Mumbai 400 001.
Tel. : 2266 1255 / 2266 0275 / 2266 5275
2266 0821 / 2266 1557
Fax : (91-22) 2266 5666
E-mail : bsmco1@vsnl.net
Website : www.bsmco.net

REVIEW REPORT

To The Board of Directors,
APTECH LIMITED

We have reviewed the accompanying Statement of unaudited Consolidated Financial Results ("the Statement") of **APTECH LIMITED** ("the Company"), its subsidiaries and an associate (the Company, its subsidiaries and an associate together referred to as "the Group") for the quarter and half year ended September 30, 2017, prepared and being submitted by the Company pursuant to the requirement of Regulation 33 of the SEBI (Listing Obligations and Disclosure Requirements) Regulations, 2015 as modified by SEBI Circular No. CIR/CFD/FAC/62/2016 dated July 5, 2016, which has been initialed by us for the purpose of identification.

This Statement is the responsibility of the Company's Management and has been reviewed by the Audit Committee and approved by the Board of Directors, in their respective meetings held on November 9, 2017. Our responsibility is to issue a report on the Statement based on our review.

We conducted our review in accordance with the Standard on Review Engagement-(SRE) 2410, on "Review of Interim Financial Information performed by the Independent Auditor of the Entity", issued by the Institute of Chartered Accountants of India. This standard requires that we plan and perform the review to obtain moderate assurance as to whether the Statement is free of material misstatement. A review is limited primarily to inquiries of company personnel and analytical procedures applied to financial data and thus provide less assurance than an audit. We have not performed an audit and accordingly, we do not express an audit opinion.

The Statement includes the interim financial results of 3 (three) subsidiaries of the Company, whose interim financial information reflected total assets of ₹ 1,624 Lacs as at September 30, 2017 and total revenue of ₹ 332 Lacs and ₹ 930 Lacs for the quarter and the half-year ended on that date and as the associate has no revenue for the quarter and the period ended September 30, 2017, the interim financial results of an associate which reflects group's share of net profit is nil, which have been reviewed by other auditors whose reports have been furnished to us. Further, the interim financial results of the other 2 (two) subsidiaries which reflect total assets of ₹ 12,952 Lacs as at September 30, 2017 and no revenue for the quarter and for the half-year ended on that date, which are certified by the Management. In our opinion, in so far as it relates to the amounts included in respect of these entities, is based solely on reports of those respective auditors and certified by the Management as the case may be.



Office : Merchant Chamber, 3rd Floor, 41, New Marine Lines, Mumbai - 400 020.
Tel. : 2201 4922 / 2200 4002 / 2206 8409 / 2200 4008 / 9 / 6636 0763 • Fax : (91-22) 2205 0147
Email : bsmco@hathway.com • Website : www.bsmco.net

Based on our review conducted as above, nothing has come to our attention that causes us to believe that the accompanying Statement, prepared in accordance with applicable Accounting Standards, i.e. Indian Accounting Standards ("Ind AS") prescribed under Section 133 of the Companies Act, 2013, read with Rule 7 of the Companies (Accounts) Rules, 2014 and other recognised accounting practices and policies generally accepted in India, has not disclosed the information required to be disclosed in terms of Regulation 33 of the Securities and Exchange Board of India (Listing Obligations and Disclosure Requirements) Regulations, 2015 as modified by SEBI Circular No. CIR/CFD/FAC/62/2016 dated July 5, 2016, including the manner in which it is to be disclosed, or that it contains any material misstatement.


Emphasis of matter

Attention is invited to Note 4 of the Statement, which, *inter alia*, mentions that financial statements from the investee in China are not received for last about four years and that based on information with the Management and other reports received from that investee, the Management of the Company does not apprehend any concern on the value of its said investment. The long-term investments held by the Group in the said investee has been carried at cost as an appropriate estimate of fair value in accordance with paragraph B5.2.3 of Appendix B on the Application guidance to Ind AS 109 on "Financial Instruments".

Our conclusion is not qualified in respect of the above matter.

We have not reviewed the accompanying unaudited Consolidated Financial Results for the comparative period as of and for the quarter and half year ended September 30, 2016 which have been presented solely based on information compiled by the management.

For **BANSI S. MEHTA & CO.**
Chartered Accountants
Registration No. 100991W



A handwritten signature in black ink, appearing to be "PARESH H. CLERK".

PARESH H. CLERK
Partner

Membership No. 36148


PLACE : MUMBAI
DATED : November 9, 2017

APTECH LIMITED

STATEMENT OF UNAUDITED STANDALONE INTERIM FINANCIAL RESULTS FOR THE QUARTER AND HALF YEAR ENDED SEPTEMBER 30,2017

₹ in Lakhs

Particulars	Unaudited				
	Quarter ended			Half Year ended	
	September 30,2017	June 30,2017	September 30,2016	September 30,2017	September 30,2016
I. Revenue from Operations	3,474	3,112	3,065	6,586	4,738
II. Other income	79	54	124	133	219
III. Total income (I+II)	3,553	3,166	3,189	6,719	4,957
IV. Expenses :					
Employee benefits expenses	1,139	1,248	808	2,387	1,502
Share Based Payment to Employees (Refer note 2)	296	295	10	591	10
	1,435	1,543	818	2,978	1,512
Finance Costs	2	4	2	6	3
Depreciation and amortization expenses	189	192	161	381	329
Other Expenses	1,865	1,481	1,580	3,346	2,529
Total Expenses	3,491	3,220	2,561	6,711	4,373
V. Profit/ (Loss) before exceptional items and tax (III-IV)	62	(54)	628	8	584
VI. Exceptional Items (Net) (Refer note 4)	1,265	-	-	1,265	-
VII. Profit/ (Loss) Before Tax (V-VI)	1,327	(54)	628	1,273	584
VIII. Tax Expenses					
(a) Current Tax	20	(12)	125	8	116
(b) Deferred tax (Net)	(33)	50	(35)	17	(15)
Total tax Expenses	(13)	38	90	25	101
IX. Profit/(Loss) for the Period (VII -VIII)	1,340	(92)	538	1,248	483
X. Other Comprehensive Income	11	(22)	1	(11)	(16)
a.Items that will not be reclassified to Profit and Loss					
i. Loss on Remeasurement of Defined benefit plan	(40)	(48)	(7)	(88)	(39)
ii. Gain on Fair Value on Equity Instruments	48	11	4	59	8
iii. Income Tax on above	3	15	4	18	15
b.Items that will be reclassified to profit and loss	-	-	-	-	-
XI. Total Comprehensive Income (IX+X)	1,351	(114)	539	1,237	467
XII. Earnings per share (of ₹ 10 each) (Not Annualised)					
Basic EPS (₹)	3.36	(0.23)	1.35	3.13	1.21
Diluted EPS (₹)	3.25	(0.23)	1.30	3.03	1.17





Aptech Limited
 Regd. office: Aptech House
 A-65, MIDC, Marol, Andheri (E),
 Mumbai - 400 093.
 T: 91 22 2827 2300
 F: 91 22 2827 2399
 www.aptech-worldwide.com

STANDALONE SEGMENT WISE REVENUE, RESULTS AND CAPITAL EMPLOYED AS PER REGULATION 33 OF SEBI (LISTING OBLIGATIONS AND DISCLOSURE REQUIREMENTS) REGULATIONS, 2015

₹ in Lakhs

Particulars	Unaudited				
	Quarter ended			Half Year ended	
	September 30,2017	Jun 30,2017	September 30,2016	September 30,2017	September 30,2016
1) SEGMENT REVENUE					
a. Retail	2,225	1,901	1,885	4,126	3,285
b. Institutional	1,249	1,211	1,180	2,460	1,453
TOTAL	3,474	3,112	3,065	6,586	4,738
2) SEGMENT RESULTS					
a. Retail	804	641	733	1,445	1,062
b. Institutional	(119)	77	354	(42)	345
TOTAL	685	718	1,087	1,404	1,407
Less: Unallocable Expenses, including Exceptional Items (Refer note 4) but Excluding Share Based Payment Share Based Payment (Refer note 2)	584 296	531 295	564 10	1,115 591	1,023 10
TOTAL	(195)	(108)	513	(303)	374
Add: Other Unallocable Income including Exceptional items (Refer note 4)	1,521	54	115	1,576	210
TOTAL PROFIT / (LOSS) BEFORE TAX	1,327	(54)	628	1,273	584
Particulars	As at Sep 30, 2017	As at Jun 30, 2017	As at Sep 30, 2016		
I. SEGMENT ASSETS					
a. Retail	3,490	3,447	3,727		
b. Institutional	3,695	3,577	978		
c. Other Unallocable Assets					
Investments and Advances to Subsidiaries	13,496	11,509	11,448		
Cash and Cash Equivalents	2,059	804	3,266		
Others	3,468	5,216	4,580		
Total Segment Assets	26,208	24,553	24,000		
II. SEGMENT LIABILITIES					
a. Retail	1,278	1,237	949		
b. Institutional	869	870	306		
c. Unallocable Liabilities	795	812	903		
Total Segment Liabilities	2,942	2,919	2,157		
Net Capital Employed (I-II) TOTAL	23,266	21,634	21,843		


Notes :

- The Company has identified Business Segments as the primary segment. Segments have been identified taking into account the nature of services, the differing risks and returns, the organizational structure and the internal reporting system.
- The figures for the previous quarters have been regrouped/ reclassified wherever considered necessary to conform with those of current quarter and half year.

For and on behalf of the Board of Directors of
 Aptech Limited


 Anil Pant
 Managing Director & CEO

Place : Mumbai
 Date : November 09, 2017





Aptech Limited
 Regd. office: Aptech House
 A-65, MIDC, Marol, Andheri (E),
 Mumbai - 400 093.
 T: 91 22 2827 2300
 F: 91 22 2827 2399
 www.aptech-worldwide.com

Notes :

- 1 The above results have been reviewed by the Audit Committee of the Board and taken on record at the meeting of the Board of Directors held on November 9, 2017.
- 2 In accordance with the Securities and Exchange Board of India (Share based Employee Benefits) Regulations, 2014 ('SEBI Regulations'), approval of shareholders of the Company was obtained at the Annual General Meeting held on 27, September 2016 to create, offer and grant upto 4,432,620 options , in one or more tranches , under Aptech ESOP 2016 scheme to the employees of the Company and its subsidiaries. These options will vest in 3rd, 4th and 5th year based on the tenure of eligible employees and performance criteria. Based on valuation report of an Independent valuer the Fair value of ESOP is determined and accordingly a sum of ₹ 296 lakhs for the Quarter and ₹591 lakhs for the Half year has been provided for. (Corresponding Previous Quarter and half year ended September 30, 2016 is ₹ 10 lakhs).
- 3 The Company has made an application for approval to the Central Government for waiver of excess remuneration paid to the then Managing Director for the financial Year 2015-16, which is pending approval. Based on the approval by the Central Government for the financial Year 2014-15, the Company is in process of recovering the excess remuneration of ₹ 73.92 lakhs paid to the then Managing Director and the same is reflected as recoverable as on September 30, 2017.
- 4 During the period ended September 30, 2017, Exceptional item pertains to Profit on sale of immovable properties of ₹ 1443 Lakhs and expenses/loss of ₹ 178 lakhs in connection therewith , resulting in net gain of ₹ 1265 lakhs .
- 5 The Company has adopted Indian Accounting Standards (Ind AS) with effect from April 1, 2017 and accordingly, the above results have been prepared in accordance with the Companies (Indian Accounting Standards) Rules, 2015 prescribed under Section 133 of the Companies Act, 2013.
- 6 The Auditors of the Company have carried out Limited Review of unaudited financial results for the quarter ended September 30, 2017 as required under SEBI (Listing Obligations and Disclosure Requirements) Regulations, 2015 and the related report is being submitted to the concerned stock exchanges . As per SEBI Circular No. CIR/CFD/FAC/62/2016 dated July 5, 2016 the Company has Ind AS compliant financial results for the corresponding quarter ended September 30, 2016. The Results for September 30, 2016 have not been subject to limited review or Audit, However the Management has exercised necessary due diligence to ensure that the said Financial results provide a true and fair view of the Company's affair.
- 7 There is possibility that these quarterly financial results along with the provisional financial statements as of and for the year ended March 31, 2017 may require adjustment before constituting the final Ind AS financial Statements as of and for the year ending March 31, 2018 due to changes in financial reporting requirements arising from new or revised standards or interpretations issued by ICAI or changes in the use of one or more optional exemptions from full retrospective application as permitted under Ind AS 101.
- 8 Reconciliation of Net profit between Previous GAAP to Ind AS for the Quarter ended September 30, 2016 .

₹ in Lakhs	
Particulars	Quarter ended September'16
Net profit for the period (As per Previous GAAP)	505
Increase in Deferred Tax Asset (Net)	35
Increase in Current Tax Expenses	(9)
Actuarial losses of retirement benefits transferred to OCI	7
Net profit under Ind AS	538
Transfer to Other Comprehensive Income (Net of taxes)	1
Total Comprehensive Income	539

- 9 The figures for the previous periods have been regrouped / reclassified wherever considered necessary to conform with those of current quarter and half year.

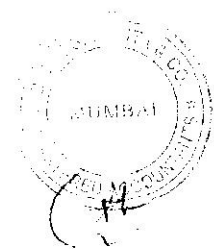

For and on behalf of the Board of Directors of
 Aptech Limited


 Anil Pant

Managing Director & CEO

Place : Mumbai

Date : November 09, 2017







Aptech Limited
 Regd. office: Aptech House
 A-65, MIDC, Marol, Andheri (E),
 Mumbai - 400 093.
 T: 91 22 2827 2300
 F: 91 22 2827 2399
 www.aptech-worldwide.com

Aptech Limited
 Standalone Balance sheet

₹ in Lakhs

Particulars	As at September 30, 2017
ASSETS	
Non-current assets	
Property, plant and equipment	1,593
Capital work-in-progress	7
Intangible assets	615
Intangible assets Under Development	200
Financial assets	
- Investments	10,576
- Loans	322
- Other non-current financial assets	74
Deferred tax assets (net)	1,319
Advance Tax (Net of Provisions)	324
Other non-current assets	21
Total non-current assets	15,051
Current assets	
Inventories	59
Financial assets	
- Investments	905
- Trade receivables	5,469
- Cash and cash equivalents	698
- Bank balances other than above	1,287
- Loans	2,022
Other current assets	717
Total current assets	11,157
TOTAL ASSETS	26,208
EQUITY AND LIABILITIES	
Equity	
Equity share capital	3,989
Other equity	19,277
Total equity	23,266
Liabilities	
Non-current liabilities	
Financial liabilities	-
Provisions - Retirement Benefits	165
Total non-current liabilities	165
Current liabilities	
Financial liabilities	
- Trade payables	695
- Other financial liabilities	1,372
Other current liabilities	552
Provisions - Retirement Benefits	158
Total current liabilities	2,777
Total liabilities	2,942
TOTAL EQUITY AND LIABILITIES	26,208



BANSI S. MEHTA & CO.

CHARTERED ACCOUNTANTS

Bansi S. Mehta
(Chief Mentor)

D. I. SHAH A. A. DESAI
K. R. GANDHI (Ms.) H. G. BUCH
D. R. DESAI (Ms.) Y. A. THAR
P. H. CLERK R. G. DOSHI
M. V. SHAH A. B. AGRAWAL
A. A. AGRAWAL (Ms.) U. A. SHAH (Ms.)

Admn. Off. :
11/13, Botawala Building, 2nd Floor,
Horniman Circle, Mumbai 400 001.
Tel. : 2266 1255 / 2266 0275 / 2266 5275
2266 0821 / 2266 1557
Fax : (91-22) 2266 5666
E-mail : bsmco1@vsnl.net
Website : www.bsmco.net

REVIEW REPORT

To The Board of Directors,
APTECH LIMITED

We have reviewed the accompanying statement of unaudited Standalone Financial Results ('the Statement') of **APTECH LIMITED** ('the Company') for the quarter and half year ended September 30, 2017, prepared and being submitted by the Company pursuant to the requirement of Regulation 33 of the SEBI (Listing Obligations and Disclosure Requirements) Regulations, 2015 as modified by SEBI Circular No. CIR/CFD/FAC/62/2016 dated July 5, 2016, which has been initialed by us for the purpose of identification.

This Statement is the responsibility of the Company's Management and has been reviewed by the Audit Committee and approved by the Board of Directors, in their respective meetings held on November 9, 2017. Our responsibility is to issue a report on the Statement based on our review.

We conducted our review in accordance with the Standard on Review Engagement-(SRE) 2410, on "Review of Interim Financial Information performed by the Independent Auditor of the Entity", issued by the Institute of Chartered Accountants of India. This standard requires that we plan and perform the review to obtain moderate assurance as to whether the Statement is free of material misstatement. A review is limited primarily to inquiries of company personnel and analytical procedures applied to financial data and thus provide less assurance than an audit. We have not performed an audit and accordingly, we do not express an audit opinion.

Based on our review conducted as above, nothing has come to our attention that causes us to believe that the accompanying Statement, prepared in accordance with applicable Accounting Standards, i.e. Indian Accounting Standards ("Ind AS") prescribed under Section 133 of the Companies Act, 2013, read with Rule 7 of the Companies (Accounts) Rules, 2014 and other recognised accounting practices and policies generally accepted in India, has not disclosed the information required to be disclosed in terms of Regulation 33 of the Securities and Exchange Board of India (Listing Obligations and Disclosure Requirements) Regulations, 2015 as modified by SEBI Circular No. CIR/CFD/FAC/62/2016 dated July 5, 2016, including the manner in which it is to be disclosed, or that it contains any material misstatement.



We have not reviewed the accompanying unaudited Financial Results for the comparative period as of and for the quarter and half year ended September 30, 2017 which have been presented solely based on information compiled by the management.

For **BANSI S. MEHTA & CO.**
Chartered Accountants
Registration No. 100991W



A handwritten signature in black ink, appearing to be "PH" followed by a long horizontal stroke and a small flourish at the end.

PARESH H. CLERK
Partner
Membership No. 36148

PLACE : MUMBAI
DATED : November 9, 2017