

# FRANKLIN INDUSTRIES LIMITED

(Formerly Known as Murad Properties & Projects Ltd.)

(CIN: L45209GJ1983PLC092054)

Regd. off.: 203, Abhishek Complex, B/h Navgujarat College, Income Tax,  
Ahmedabad - 380 014

E-mail Id: muradprop1983@gmail.com, Phone No.: 079 - 27541156

Website: www.muradpropertiesltd.com

---

14/11/2017

To,  
BSE Limited  
Mumbai- 400001

Scrip Code: 540190

SUB: - Out Come of Board Meeting

Dear Sir/Madam,

As per the above mentioned subject the Board of Directors of the Company hereby submit the outcome of the Board meeting held on 14<sup>th</sup> November, 2017 at the registered office of the Company at 3.00 P.M.

In the meeting the following businesses are transected during the meeting.


(A) Approval of Unaudited Financial Results for the quarter ended on September, 2017.

Kindly take the above on records.

Thanking You.

Yours faithfully,

For, Franklin Industries Limited



Alpesh Maheshbhai Gupta

Director

(DIN 02227485)

# VISHVES A. SHAH & CO.

Chartered Accountants

316, Abhishek Plaza, B/h. Navgujarat College,

Income tax, Ahmedabad – 380014

Ph. +91 98254 71182, +91 93777 71182

E-Mail: vishvesca@gmail.com

## Limited Review Report

**Review Report to Franklin Industries Limited  
(Formerly Known as Murad Properties & Projects Limited)  
(CIN: L74999GJ1995PLC025130)**

We have reviewed the accompanying statement of unaudited financial results of **Franklin Industries Limited (Formerly Known as Murad Properties & Projects Limited)** for the quarter ended 30<sup>th</sup> September, 2017 which are included in the accompanying "Statement of Unaudited Financial Result for Quarter ended September 30, 2017" together with relevant notes thereon. The statement has been prepared by company pursuant to regulation 33 of the Securities and Exchange Board of India (Listing Obligations and Disclosure Requirements) Regulations, 2015 read with SEBI circular dated July 5, 2016, which has been initialed by us for identification Purposes. The statement is the responsibility of the company's management and has been approved by the Board of Directors. Further, the Management is also responsible to ensure that the accounting policies used in preparation of this statement in accordance with the companies (Indian Accounting Standards) Rules, 2015 (Ind AS) prescribed under section 133 of the Companies Act, 2013 and other recognised accounting practices and policies. Our responsibility is to issue a report on the statement based on our review.

We conducted our review in accordance with the Standard on Review Engagement (SRE) 2400, Engagement to Review Financial Statements issued by the Institute of Chartered Accountants Of India. This Standard requires that we plan and perform the review to obtain moderate assurance as to whether the financial statements are free of material misstatement. A review is limited primarily to inquiries of company personnel and analytical procedures applied to financial data and thus provides less assurance than an audit. We have not performed an audit and accordingly, we do not express an audit opinion.

Based on our review conducted as above, nothing has come to our attention that causes us to believe that the accompanying statement of unaudited financial results prepared in accordance with applicable accounting standards and other recognised accounting practices and policies has not disclosed the information required to disclosed in terms of Regulation 33 of the SEBI ( Listing Obligations and Disclosure Requirements) Regulations, 2015 including the manner in which it is to be disclosed, or that it contains any material misstatement.


Date : 14<sup>th</sup> November, 2017

Place : Ahmedabad

For, Vishves A. Shah & Co.

Chartered Accountants

Firm No:-121356W



Vishves A. Shah

Proprietor

M. No. 109944

**FRANKLIN INDUSTRIES LIMITED**  
**( FORMERLY KNOWN AS MURAD PROPERTIES & PROJECTS LTD)**  
(CIN: L45209GJ1983PLC092054)

Reg. off : 203, ABHISHEK COMPLEX, MAMTA PARK SOCIETY B/H NAV GUJRAT COLLAGE, ASHRAM ROAD AHMEDABAD-380009.

**STATEMENT OF UN-AUDITED FINANCIAL RESULTS FOR THE QUARTER ENDED ON SEPTEMBER 30, 2017**


Sr No	Particulars	(Rs. in lacs except Per share data)					
		Quarter ended September 30,2017	Quarter ended June 30, 2017	Quarter ended September 30,2016	Half Year Ended September 30,2017	Half Year Ended September 30,2016	Year to date figures for the March 31, 2017
		Un-Audited	Un-Audited	Un-Audited	Un- Audited	Un-Audited	Audited
<b>1</b>	<b>Revenue From Operations</b>						
	(a) Revenue from Operations	47.76	47.58	40.72	95.34	77.32	145.84
	(b) Other Income	-	0.17	-	0.17	0.30	2.63
	<b>Total Revenue (net)</b>	<b>47.76</b>	<b>47.75</b>	<b>40.72</b>	<b>95.51</b>	<b>77.62</b>	<b>148.47</b>
<b>2</b>	<b>Expenses</b>						
	a. Cost of Materials Consumed	-	-	-	-	-	-
	b. Purchases of Stock-in-trade	-	42.11	38.98	42.11	74.78	156.39
	c. Changes in inventories of Stock-in-Trade	44.59	-	-	44.59	-	(44.60)
	d. Employee benefits expenses	0.30	0.35	0.56	0.65	0.72	1.12
	e. Finance Cost	-	-	-	-	-	-
	f. Depreciation and Amortization Expenses	-	-	-	-	-	0.22
	g. Other Expenses	0.55	0.42	0.94	0.92	1.71	33.65
	<b>Total Expenses</b>	<b>45.44</b>	<b>42.88</b>	<b>40.48</b>	<b>88.27</b>	<b>77.21</b>	<b>146.78</b>
<b>3</b>	<b>Profit/(Loss) before Exceptional and Extraordinary items and tax (1-2)</b>	<b>2.32</b>	<b>4.87</b>	<b>0.24</b>	<b>7.24</b>	<b>0.41</b>	<b>1.69</b>
<b>4</b>	<b>Exceptional Items</b>	-	-	-	-	-	-
<b>5</b>	<b>Profit/(Loss) before Extraordinary items and tax (3-4)</b>	<b>2.32</b>	<b>4.87</b>	<b>0.24</b>	<b>7.24</b>	<b>0.41</b>	<b>1.69</b>
<b>6</b>	<b>Extraordinary Items</b>	-	-	-	-	-	-
<b>7</b>	<b>Profit Before Tax (5-6)</b>	<b>2.32</b>	<b>4.87</b>	<b>0.24</b>	<b>7.24</b>	<b>0.41</b>	<b>1.69</b>
<b>8</b>	<b>Tax Expenses</b>						
	(a) Current Tax	-	-	-	-	-	-
	(b) Deferred Tax	-	-	-	-	-	-
	<b>Total Tax Expenses</b>	<b>-</b>	<b>-</b>	<b>-</b>	<b>-</b>	<b>-</b>	<b>-</b>
<b>9</b>	<b>Net Profit/(Loss) for the period from continuing Operations (7-8)</b>	<b>2.32</b>	<b>4.87</b>	<b>0.24</b>	<b>7.24</b>	<b>0.41</b>	<b>1.69</b>
<b>10</b>	<b>Profit (Loss) from Discontinuing operations before Tax</b>	-	-	-	-	-	-
<b>11</b>	<b>Tax Expenses of Discontinuing Operations</b>	-	-	-	-	-	-
<b>12</b>	<b>Net Profit/(Loss) from Discontinuing operations after Tax (10-11)</b>	<b>2.32</b>	<b>4.87</b>	<b>0.24</b>	<b>7.24</b>	<b>0.41</b>	<b>1.69</b>
<b>13</b>	<b>Share of Profit (Loss) of associates and Joint Vetures accounted for using equity method</b>	-	-	-	-	-	-
<b>14</b>	<b>Net Profit (Loss) for the period (12+13)</b>	<b>2.32</b>	<b>4.87</b>	<b>0.24</b>	<b>7.24</b>	<b>0.41</b>	<b>1.69</b>
<b>15</b>	<b>Other comprehensive income, net of income tax</b>						
	a) i) Amount of item that will not be reclassified to profit or loss	-	-	-	-	-	-
	ii) Income tax relating to items that will not be reclassified to profit or loss	-	-	-	-	-	-
	b) i) item that will be reclassified to profit or loss	-	-	-	-	-	-
	ii) income tax relating to items that will be reclassified to profit or loss	-	-	-	-	-	-
	<b>Total other comprehensive income, net of income tax</b>	<b>-</b>	<b>-</b>	<b>-</b>	<b>-</b>	<b>-</b>	<b>-</b>
<b>16</b>	<b>Total Comprehensive income for the period</b>	<b>2.32</b>	<b>4.87</b>	<b>0.24</b>	<b>7.24</b>	<b>0.41</b>	<b>1.69</b>
<b>17</b>	<b>Details of equity share capital</b>						
	Paid-up Equity Share Capital	361.50	361.50	361.50	361.50	361.50	361.50
	Face Value of Equity Share Capital	10.00	10.00	10.00	10.00	10.00	10.00
<b>18</b>	<b>Details of debt securities</b>						
	Paid-Up Debt capital	-	-	-	-	-	-
	Face value of debt Securities	-	-	-	-	-	-
<b>19</b>	<b>Reserve excluding revaluation reserves as per balance sheet of previous accounting year</b>	-	-	-	-	-	-
<b>20</b>	<b>Debenture Redemption reserve</b>	-	-	-	-	-	-
<b>21</b>	<b>Earning per Share</b>						
<b>i</b>	<b>Earning per Share for Continuing Operations</b>						
	Basic Earning (Loss) per share from Continuing operations	0.06	0.13	0.01	0.20	0.01	0.05
	Diluted Earning (Loss) per share from Continuing operations	0.06	0.13	0.01	0.20	0.01	0.05
<b>ii</b>	<b>Earning per Share for discontinuing Operations</b>						
	Basic Earning (Loss) per share from discontinuing operations	-	-	-	-	-	-
	Diluted Earning (Loss) per share from discontinuing operations	-	-	-	-	-	-
<b>iii</b>	<b>Earnings per Equity Share</b>						
	Basic Earning (Loss) per share from Continuing and discontinuing operations	0.06	0.13	0.01	0.20	0.01	0.05
	Diluted Earning (Loss) per share from Continuing and discontinuing operations	0.06	0.13	0.01	0.20	0.01	0.05

Note:	
1	The above un-audited financial results were reviewed by the Audit Committee and approved by the Board of Directors in their meeting held on 14th November, 2017.
2	The previous periods figures have been regrouped wherever necessary.
3	The Statutory auditors of the company have carried out a "Limited Review" of the above results as per Regulation 33 of the SEBI (Listing Obligation and Disclosure Requirement) Regulations, 2015.
4	The Company has adopted Indian Accounting Standards (Ind AS) with effect from 1st April, 2017 and accordingly, the above results have been prepared in accordance with the companies (Indian Accounting Standards) Rules, 2015 prescribed under Section 133 of the Companies Act, 2013.
5	The Ind AS compliant financial results, pertaining to period ended September 30, 2016 have not been subject to limited review or audit. However, the management has exercised necessary due diligence to ensure that such financial result provide a true and fair view of its affairs.
6	The statement does not include Ind AS compliant results for the preceding quarter and previous year ended March 31, 2017 as the same is not mandatory as per SEBI's circular dated July 5, 2016.
7	The reconciliation of net profit or loss reported in accordance with Indian GAAP to total comprehensive income in accordance with Ind AS is given below:

Description	Corresponding 3 months ended in the previous year September 30, 2016 (Refer Note 5)
Net Profit /(Loss) as per previous GAAP (Indian GAAP)	0.17
Ind AS Adjustments: Add/(Less)	-
Net Profit /(Loss) as per Ind AS	0.17
Other Comprehensive Income	-
<b>Total Comprehensive income for the period</b>	<b>0.17</b>

The reconciliation statement has been provided in accordance with circular CIR/CFD/FAC/62/2016 issued by SEBI dated July 5, 2016 on account of implementation of Ind -AS by listed Companies.

For and on Behalf of the Board of  
Franklin Industries Limited



(Managing Director)

Place: Ahmedabad  
Date: November 14, 2017

## Franklin Industries Limited

(Formerly known as Murad Properties & Projects Limited)

(CIN: L74110GJ1983PLC092054)


Reg. off. : 203- Abhishek Complex, B/h Navgujarat College, Ashram Road, Ahmedabad - 380014

**Un-Audited Statement of Assets & Liabilities as at 30th September, 2017**

	Particulars	Un-Audited	Audited
		AS AT 30.09.2017	AS AT 31.03.2017
<b>A</b>	<b>EQUITY AND LIABILITIES</b>		
<b>1</b>	<b>Shareholders' Funds :</b>		
	(a) Share Capital	36,150,000.00	36,150,000.00
	(b) Reserves and Surplus	241,954.00	(477,924.00)
	(c) Money received against share warrants	0.00	0.00
	<b>Sub Total - Shareholders fund (a+b+c)</b>	<b>36,391,954.00</b>	<b>35,672,076.00</b>
<b>2</b>	<b>Share application money pending allotment</b>	0.00	0.00
<b>3</b>	<b>Minority interest*</b>		0.00
	<b>Non-Current Liabilities</b>	0.00	0.00
	(a) Long Term borrowings	0.00	0.00
	(b) Deferred tax liabilities (net)	0.00	0.00
	(c) Other long term liabilities	0.00	0.00
	(d) Long term provisions	0.00	0.00
	<b>Sub total Non current liabilities</b>	<b>0.00</b>	<b>0.00</b>
<b>5</b>	<b>Current liabilities</b>		
	(a) Short term borrowings	0.00	0.00
	(b) trade payables	2,652,000.00	0.00
	(c) Other current liabilities	0.00	0.00
	(d) Short term provisions	149,172.00	149,172.00
	<b>Sub total current liabilities</b>	<b>2,801,172.00</b>	<b>149,172.00</b>
	<b>TOTAL EQUITY AND LIABILITIS</b>	<b>39,193,126.00</b>	<b>35,821,248.00</b>
<b>B</b>	<b>ASSETS</b>		
<b>1</b>	<b>Non-Current assets</b>		
	(a) Fixed assets	2,677,498.00	25,498.00
	(b) Goodwill on consolidation *	0.00	0.00
	(c) Non current investments	4,700,000.00	4,700,000.00
	(d) Deferred tax assets (net)	0.00	0.00
	(e) Long term loans and advances	21,600,619.00	24403274.00
	(f) Other non-current assets	0.00	0.00
	<b>Sub total Non current assets</b>	<b>28,978,117.00</b>	<b>29,128,772.00</b>
<b>2</b>	<b>Current assets</b>		
	(a) current investment	0.00	0.00
	(b) Inventories	0.00	4458970.00
	(c) Trade receivables	6,176,829.00	1400889.00
	(d) cash and cash equivalents	4,014,777.00	809,214.00
	(e) Short term loans and advances	0.00	0.00
	(f) Other current assets	23,403.00	23,403.00
	<b>Sub total current assets</b>	<b>10,215,009.00</b>	<b>6,692,476.00</b>
	<b>TOTAL - ASSETS</b>	<b>39,193,126.00</b>	<b>35,821,248.00</b>

Place : Ahmedabad  
Date : 14/11/2017

For, Franklin Industries Limited



Managing Directors