

November 14, 2017

To,
Listing Department
National Stock Exchange of India Limited
Exchange Plaza, C-1, Block-G,
Bandra-Kurla Complex, Bandra (E),
Mumbai- 400 051
Scrip Code - ADSL

To,
The Corporate Relationship Department,
BSE Limited
P.J. Towers, Dalal Street,
Mumbai - 400 001
Scrip Code 532875

Dear Sir/Madam,

Sub: Proceedings of Board Meeting held on November 14, 2017 pursuant to Regulation 30 read with Regulation 33 of SEBI (Listing Obligations and Disclosure Requirements) Regulations, 2015

With reference to the subject captioned above and in compliance with Regulation 30 read with Regulation 33 of SEBI (Listing Obligations and Disclosure Requirements) Regulations, 2015, please note that the Board of Directors of the Company at their meeting held on Tuesday, November 14, 2017 which commenced at 03:30 p.m. and concluded at 06:20 p.m., have among other matters considered, approved and taken on record the following matters:-


1. The un-audited Standalone and Consolidated Financial Results for the quarter and half year ended September 30, 2017;
2. The Limited Review Report on Standalone and Consolidated Financial Results for the quarter and half year ended September 30, 2017;
3. Resignation of Dr. Roopkishan Dave (DIN: 02800417) as an Independent Director of the Company due to his other commitments;
4. Adopted amended policy and code on Insider Trading and practice and procedures for fair disclosure of unpublished price sensitive information in compliance with SEBI (Prohibition of Insider Trading) Regulations, 2015;
5. Adopted Sexual Harassment policy in compliance with Sexual Harassment of Women at Workplace (Prevention, Prohibition and Redressal) Act, 2013.

A copy of the aforesaid results as approved by the Board along with the Limited Review Report is enclosed herewith for your records.

You are requested to kindly take note of the same.

Thank you,

Regards,
For Allied Digital Services Limited


CS Neha Bagla
Company Secretary
Membership No. A43254



LIMITED REVIEW REPORT

**The Board of Directors
Allied Digital Services Limited
Mumbai**

1. We have reviewed the accompanying statement of unaudited standalone financial results of Allied Digital Services Limited for the quarter and six months ended September 30, 2017, being submitted by the company pursuant to Regulation 33 of the Securities and Exchange Board of India (Listing Obligations and Disclosure Requirements) Regulations, 2015 (the "Listing Regulations, 2015").
2. This Statement is the responsibility of the Company's management and approved by the Board of Directors, has been prepared in accordance with the recognition and measurement principles laid down in Indian Accounting Standard 34 'Interim Financial Reporting' ('Ind AS 34'), prescribed under section 133 of the Companies Act, 2013 read with relevant rules issued thereunder and other accounting principles generally accepted in India. Our responsibility is to issue a report on the Statement based on our review.
3. We conducted our review of the statement in accordance with the Standard on Review Engagements (SRE) 2410, "Review of Interim Financial Information Performed by the Independent Auditor of the Entity" issued by the Institute of Chartered Accountants of India. This Standard requires that we plan and perform the review to obtain moderate assurance as to whether the Statement is free of material misstatement. A Review is limited primarily to Inquiries of company personnel and an analytical procedure applied to financial data and thus provides less assurance than an audit. We have not performed an audit and accordingly, we do not express an audit opinion.
4. Based on our Review conducted as above, nothing has come to our attention that causes us to believe that the accompanying statement of unaudited standalone financial results have not been prepared in all material respects in accordance with Ind AS and other recognized accounting practices and policies, and has not disclosed the information required to be disclosed in terms of Regulation 33 of the Listing Regulations, 2015, read with SEBI Circular No. CIR/CFD/FAC/62/2016 dated July 5, 2016, including the manner in which it is to be disclosed, or that it contains any material misstatement.

**For SHAH & TAPARIA
Chartered Accountants
Firm Registration No. 109463W**

**RAMESH PIRALAWA
PARTNER
M.No. 103840**



**Place : Mumbai
Date : November 14, 2017**

Statement of Standalone Unaudited Financial Results for the Quarter ended September 30, 2017

Sl. No.	Particulars	Standalone					
		Quarter Ended			Half Year Ended		Year Ended
		30th September 2017	30th June 2017	30th September 2016	30th September 2017	30th September 2016	31st March 2017 Audited
1	Income from Operations						
a)	Revenue from Operations (Net of excise duty)	1,855	1,770	2,176	3,625	4,362	7,810
b)	Other Income	74	37	45	111	48	639
	Total income from Operations (net)	1,928	1,807	2,221	3,735	4,410	8,450
2	Expenses						
a)	Cost of Materials consumed	-	-	-	-	-	-
b)	Purchase of stock-in-trade	115	259	225	374	578	1,325
c)	Changes in inventories of finished goods, work-in-progress and stock-in-trade	(54)	2	52	(52)	20	98
d)	Employee benefits expense	561	504	575	1,065	1,164	2,254
e)	Finance Costs	325	296	272	621	718	1,505
f)	Depreciation and amortisation expense	385	489	224	874	660	1,356
g)	Other expenses	421	112	582	533	918	1,221
	Total Expenses	1,753	1,662	1,930	3,415	4,058	7,759
3	Profit / (Loss) from operations before exceptional items (1-2)	175	146	291	321	351	691
4	Exceptional Items						
5	Profit / (Loss) from ordinary activities before tax (7 - 8)	175	146	291	321	351	691
6	Tax expense						
	Tax expense for current year	36	29	30	65	50	160
	MAT credit	-	-	-	-	-	-
	Deferred Tax	81	53	-	134	(22)	354
7	Net Profit / (Loss) from ordinary activities after tax (9 - 10)	58	64	261	122	323	177
9	Net Profit / (Loss) for the Period (11- 12)	58	64	261	122	323	177
10	Other Comprehensive Income (after tax)						
a)	Items that will not be Reclassified to P&L	58	64	261	122	323	177
	Gratuity Actuarial Gain/(Loss)	-	-	-	-	-	47
b)	Items that will be Reclassified Subsequently to P&L	58	64	261	122	323	130
	Gratuity Actuarial Gain/(Loss)	(10)	(10)	(1)	(20)	(1)	-
11	Total Comprehensive Income (after tax)	48	54	260	102	322	224
13	Paid-up equity share capital (Face Value of Rs.5/-)	2,510	2,510	2,510	2,510	2,510	2,510
14	Earning per Share (of Rs. 5/- each) (not annualised):						
a)	Basic	0.12	0.13	0.52	0.24	0.64	0.35
b)	Diluted	0.12	0.13	0.52	0.24	0.64	0.35



Allied Digital Services Limited
Segment Wise Revenue, Results and Capital Employed

Sr. No.	Particulars	Standalone					
		Quarter Ended			Half Year Ended		Year Ended
		30th June 2017	31st March 2017	30th June 2016	30th September 2017	30th September 2016	31st March 2017 Audited
1	Segment Revenue	1,298	1,239	1,749	2,537	3,489	6,248
	Enterprise Computing based Solutions	556	531	292	1,087	687	1,562
	Infrastructure Management based Solutions	74	37	3	111	48	639
	Unallocated						
	Net Segment Revenue	1,928	1,807	2,044	3,735	4,224	8,450
2	Profit before Interest, unallocable exp. and Tax	196	156	205	352	262	469
	Enterprise Computing based Solutions	1,110	887	1,164	1,997	3,549	5,053
	Infrastructure Management based Solutions	1,306	1,043	1,369	2,349	3,811	5,522
	Less: i) Interest	325	296	272	621	718	-
	ii) Un-allocable Expenses (net of unallocable income)	806	601	806	1,407	2,742	4,831
	Total Profit Before Tax	175	146	291	321	351	691

Notes :

- 1) The above results were reviewed by the Audit Committee and taken on record at the meeting of the Board of Directors of the Company held on November 14, 2017.
- 2) The Statutory Auditors of the company have carried out a Limited Review of the results for the Quarter ended September 30, 2017.
- 3) Data related to shareholding pertains to parent company only.
- 5) The standalone financial results have been made available at company's website www.allieddigital.net
- 6) Figures for the corresponding period / previous year have been rearranged and regrouped wherever necessary.


Place: Mumbai
Date: November 14, 2017

For Allied Digital Services Limited

Director



S.M.A



STANDALONE FINANCIAL STATEMENT AS ON SEPTEMBER 30, 2017

Rs. in Lakhs

Particulars	As at 30th September, 2017 (Unaudited)	As at 31st March 2017 (Audited)
ASSETS		
Non-Current assets		
Property, Plant and Equipment	5,278	5,678
Investment Property	8,362	8,383
Intangible Assets	6,307	6,760
Financial Assets		
Investments	15,172	15,479
Other Financial Assets	694	570
Other Non-Current Assets	357	369
Income Tax Assets	1,699	1,692
Total Non-Current Assets	37,869	38,931
Current assets		
Inventories	3,348	3,296
Financial Assets		
Trade Receivables	14,080	14,876
Cash and Cash Equivalents	1,087	1,214
Loans	202	170
Other Financial Assets	3,584	2,427
Other Current Assets	764	731
Total Current Assets	23,066	22,714
Total Assets	60,935	61,645
EQUITY AND LIABILITIES		
Equity		
Equity Share Capital	2,510	2,510
Other Equity	42,535	42,457
Total Equity	45,045	44,968
LIABILITIES		
Non-Current Liabilities		
Financial Liabilities		
Borrowings	710	258
Trade Payables	-	2
Other Financial Liabilities	4	1
Deferred Tax Liabilities (Net)	2,034	1,953
Total Non-Current Liabilities	2,748	2,215
Current Liabilities		
Financial Liabilities		
Borrowings	7,929	8,825
Trade Payables	2,709	2,768
Other Financial Liabilities	42	790
Other Current Liabilities	789	948
Provisions	1,672	1,132
Total Current Liabilities	13,142	14,462
Total Equity and Liabilities	60,935	61,645

Place: Mumbai
Date: November 14, 2017

For Allied Digital Services Limited

S.P.P.

Director



LIMITED REVIEW REPORT

The Board of Directors

Allied Digital Services Limited

Mumbai

1. We have reviewed the accompanying statement of unaudited consolidated financial results of Allied Digital Services Limited ("the Holding Company") and its subsidiaries and associate company (the Holding Company and its subsidiaries and associate company together referred to as "the Group"), for the quarter and six months ended September 30, 2017 being submitted by the company pursuant to Regulation 33 of the Securities and Exchange Board of India (Listing Obligations and Disclosure Requirements) Regulations, 2015 (the "Listing Regulations, 2015") as modified by Circular No. CIR /CFD/FAC/62/2016 dated July 5, 2016.
2. This Statement is the responsibility of the Holding Company's management and approved by the Board of Directors and has been prepared in accordance with the recognition and measurement principles laid down in Indian Accounting Standard 34 'Interim Financial Reporting' ('Ind AS 34'), prescribed under section 133 of the Companies Act, 2013 read with relevant rules issued thereunder and other accounting principles generally accepted in India. Our responsibility is to issue a report on the Statement based on our review.
3. We conducted our review in accordance with the Standard on Review Engagements (SRE) 2410, "Review of Interim Financial Information Performed by the Independent Auditor of the Entity" issued by the Institute of Chartered Accountants of India. This Standard requires that we plan and perform the review to obtain moderate assurance as to whether the Statement is free of material misstatement. A Review is limited primarily to Inquiries of the company personnel and an analytical procedure applied to financial data and thus provides less assurance than an audit. We have not performed an audit and accordingly, we do not express an audit opinion.
4. We did not review the quarterly Interim financial results of seven subsidiaries and two Associates. The Interim financial results includes unaudited Interim financial results of three Subsidiaries & one Associates which reflect, total revenues of Rs. 3,987 Lakhs for the quarter and six months ended September 30, 2017 and total profit after tax of Rs.271 Lakhs for the quarter and six months ended September 30, 2017. The quarterly and six monthly financial results of these subsidiaries and associates have not been reviewed by us or by any other auditors. Our report on these Statements, in so far as it relates to the shares of profit/loss of these subsidiaries and associates is based solely on the financial statements as submitted by the management of the Holding Company.



5. Based on our review conducted as stated above nothing has come to our attention that causes us to believe that the accompanying statement, prepared in accordance with recognition and measurement principles laid down in the applicable Indian Accounting Standards prescribed under Section 133 of the Companies Act, 2013, read with relevant rules issued thereunder and other recognised accounting practices and policies, has not disclosed the information required to be disclosed in terms of Regulation 33 of the SEBI (Listing Obligations and Disclosure Requirements) Regulations 2015, as modified by Circular No. CIR /CFD/FAC/62/2016 dated July 5, 2016 including the manner in which it is to be disclosed, or that it contains any material misstatement.

For SHAH & TAPARIA
Chartered Accountants
Firm Registration No. 109463W


RAMESH PIPALAWA
PARTNER
M.No. 103840



Place : Mumbai
Date : November 14, 2017



Allied Digital Services Limited

Registered Office: Premises No.13A, 13th Floor, Earnest House, Back Bay Reclamation, NCPA Road, Block III, Nariman Point, Mumbai - 400 021

(Rs. In Lakhs)

Part I

Statement of Consolidated Unaudited Financial Results for the Quarter ended September 30, 2017

Sr. No.	Particulars	Consolidated					
		Quarter Ended			Half Year Ended		Year Ended
		30th September 2017	30th June 2017	30th September 2016	30th September 2017	30th September 2016	31st March 2017 Audited
1	Income from Operations						
a)	Revenue from Operations (Net of excise duty)	6,163	5,306	5,503	11,469	11,502	21,530
b)	Other Income	74	83	185	157	339	194
	Total income from Operations (net)	6,236	5,389	5,688	11,625	11,841	21,724
2	Expenses						
a)	Cost of Materials consumed	-	-	-	-	-	-
b)	Purchase of stock-in-trade	3,073	2,750	2,556	5,823	5,540	11,026
c)	Changes in inventories of finished goods, work-in-progress and stock-in-trade	(54)	2	52	(52)	20	98
d)	Employee benefits expense	871	873	860	1,744	1,745	3,477
e)	Finance Costs	348	322	294.53	670	751	1,578
f)	Depreciation and amortisation expense	566	670	372	1,236	959	2,142
g)	Other expenses	796	406	952	1,202	1,605	2,858
	Total Expenses	5,600	5,023	5,086	10,623	10,620	21,179
3	Profit / (Loss) from operations before exceptional items (1-2)	637	366	602	1,003	1,221	545
4	Exceptional Items	-	-	-	-	-	-
5	Profit / (Loss) from ordinary activities before tax (3 - 4)	637	366	602	1,003	1,221	545
6	Tax expense						
	Tax expense for current year	227	110	221	337	241	221
	MAT credit	-	-	-	-	-	-
	Deferred Tax	81	53	-	134	(22)	354
7	Net Profit / (Loss) from ordinary activities after tax (5 - 6)	329	203	380	532	1,001	(30)
8	Shares of Profit/(Loss) of Associates & Joint Ventures	(5)	(0)	(0)	(6)	(0)	(5)
9	Net Profit / (Loss) for the Period (11- 12)	323	203	380	526	1,001	(35)
10	Other Comprehensive Income (after tax)						
a)	Items that will not be Reclassified to P&L						
	Gratuity Actuarial Gain/(Loss)	(10)	(10.00)	(1)	(20)	(1)	47
b)	Items that will be Reclassified Subsequently to P&L						
	Exchange Difference on Monetary Items	5	48.00	(140)	53	(290)	450
	Foreign Currency Translation Difference	1	1	47	2	47	(52)
11	Total Comprehensive Income (after tax)	319	242	286	561	757	421
12	Net Profit/(Loss) attributable to:						
	Owners	240	206	280	446	686	378
	Non-Controlling Interest	(79)	(36)	6	(115)	(71)	(43)
13	Paid-up equity share capital (Face Value of Rs.5/-)	2,510	2,510	2,510	2,510	2,510	2,510
15	Earning per Share (of Rs. 5/- each) (not annualised):						
a)	Basic	0.64	0.48	0.56	1.05	1.37	(0.07)
b)	Diluted	0.64	0.48	0.56	1.05	1.37	(0.07)





Allied Digital Services Limited
Segment Wise Revenue, Results and Capital Employed

(Rs. in Lakhs)

Sr. No.	Particulars	Consolidated					
		Quarter Ended			Half Year Ended		Year Ended
		30th September 2017	30th June 2017	30th September 2016	30th September 2017	30th September 2016	31st March 2017 Audited
1	Segment Revenue						
	Enterprise Computing based Solutions	4,314	3,714	3,852	8,028	8,051	15,071
	Infrastructure Management based Solutions	1,849	1,592	1,651	3,441	3,451	6,459
	Unallocated	74	83	185	157	339	194
	Net Segment Revenue	6,236	5,389	5,688	11,625	11,841	21,724
2	Profit before Interest, unallocable exp. and Tax						
	Enterprise Computing based Solutions	351.94	264.61	333.05	616.55	680.40	1,068.45
	Infrastructure Management based Solutions	1,994	1,499	1,887	3,494	3,856	6,055
		2,346	1,764	2,220	4,110	4,536	7,123
	Less: i) Interest	348	322	295	670	751	1,578
	ii) Un-allocable Expenses (net of unallocable income)	1,362	1,076	1,324	2,438	2,564	5,000
	Total Profit Before Tax	637	366	602	1,003	1,221	545

Notes :


- 1) The above results were reviewed by the Audit Committee and taken on record at the meeting of the Board of Directors of the Company held on November 14, 2017.
- 2) The Statutory Auditors of the company have carried out a Limited Review of the results for the Quarter ended September 30, 2017.
- 3) Data related to shareholding pertains to parent company only.
- 5) The Consolidated financial results have been made available at company's website www.allieddigital.net
- 6) Figures for the corresponding period / previous year have been rearranged and regrouped wherever necessary.

For Allied Digital Services Limited

Place: Mumbai
Date: November 14, 2017

S.N.A. 





CONSOLIDATED FINANCIAL STATEMENT AS ON 30TH SEPTEMBER 2017

Particulars	As at 30th September, 2017 (Unaudited)	As at 31st March 2017 (Audited)
ASSETS		
Non-Current assets		
Property, Plant and Equipment	15,597	14,145
Investment Property		
Intangible Assets	6,730	7,239
Goodwill	9,622	9,622
Financial Assets		
Investments	507	737
Loans	4,058	6,960
Other Financial Assets	694	370
Total Non-Current Assets	37,208	39,073
Current assets		
Inventories	3,348	3,351
Financial Assets		
Trade Receivables	28,287	30,236
Cash and Cash Equivalents	2,011	1,638
Loans	121	1,010
Other Financial Assets	3,584	2,427
Other Current Assets	188	853
Total Current Assets	37,540	39,515
Total Assets	74,748	78,589
EQUITY AND LIABILITIES		
Equity		
Equity Share Capital	2,547	2,510
Other Equity	39,656	41,686
Minority Interest	790	674
Total Equity	42,993	44,870
LIABILITIES		
Non-Current Liabilities		
Financial Liabilities		
Borrowings	710	1,008
Other Financial Liabilities	4	2
Provisions	-	1
Deferred Tax Liabilities (Net)	2,108	1,668
Other Non-Current Liabilities	3,001	100
Total Non-Current Liabilities	5,822	2,779
Current Liabilities		
Financial Liabilities		
Borrowings	16,434	18,530
Trade Payables	4,655	6,090
Other Financial Liabilities	42	2,085
Other Current Liabilities	1,158	581
Provisions	3,643	3,654
Income Tax Liabilities		
Total Current Liabilities	25,933	30,940
Total Equity and Liabilities	74,748	78,589

For Allied Digital Services Limited

Place: Mumbai
Date: November 14, 2017

S. M. P. C.

