

16 November 2017

The Secretary BSE Limited Phiroze Jeejeebhoy Towers Limited Dalal Street , Mumbai 400 001	The Secretary National Stock Exchange Limited Exchange Plaza Bandra Kurla Complex Bandra (E) Mumbai 400 051
Security code: 532880	Symbol: OMAXE
Fax No 022-22723121/2037/39/41/61	Fax No 022-2659 8237/38

Sub: Investor Presentation – Disclosure of Material Event/Information under Regulation 30 of SEBI (Listing Obligations and Disclosure Requirements) Regulations, 2015

Dear Sir/Madam,

Pursuant to Regulation 30 of the SEBI (Listing Obligations and Disclosure Requirements) Regulations, 2015, please find enclosed herewith Investor Presentation of the Company on Standalone and Consolidated Unaudited Financial Results of the Company for the Quarter and Half Year ended on September 30, 2017.

This is for your kind information and record.

Thanking You

Your's Faithfully

For Omaxe Limited



Shubha Singh
Company Secretary
Encl: a/a

"This is to inform that please make all correspondence with us on our **Corporate Office** Address only"

OMAXE LTD.

Corporate Office: 7, Local Shopping Centre, Kalkaji, New Delhi-110019.
Tel.: +91-11-41896680-85, 41893100, **Fax:** +91-11-41896653, 41896655, 41896799

Regd. Office: Shop No. 19-B, First Floor, Omaxe Celebration Mall, Sohna Road, Gurgaon - 122 001, (Haryana)
Toll Free No. 18001020064, **Website:** www.omaxe.com, **CIN:** L74899HR1989PLC051918



Q2 FY18 Investor Presentation

Omaxe - Vision & Mission

Vision

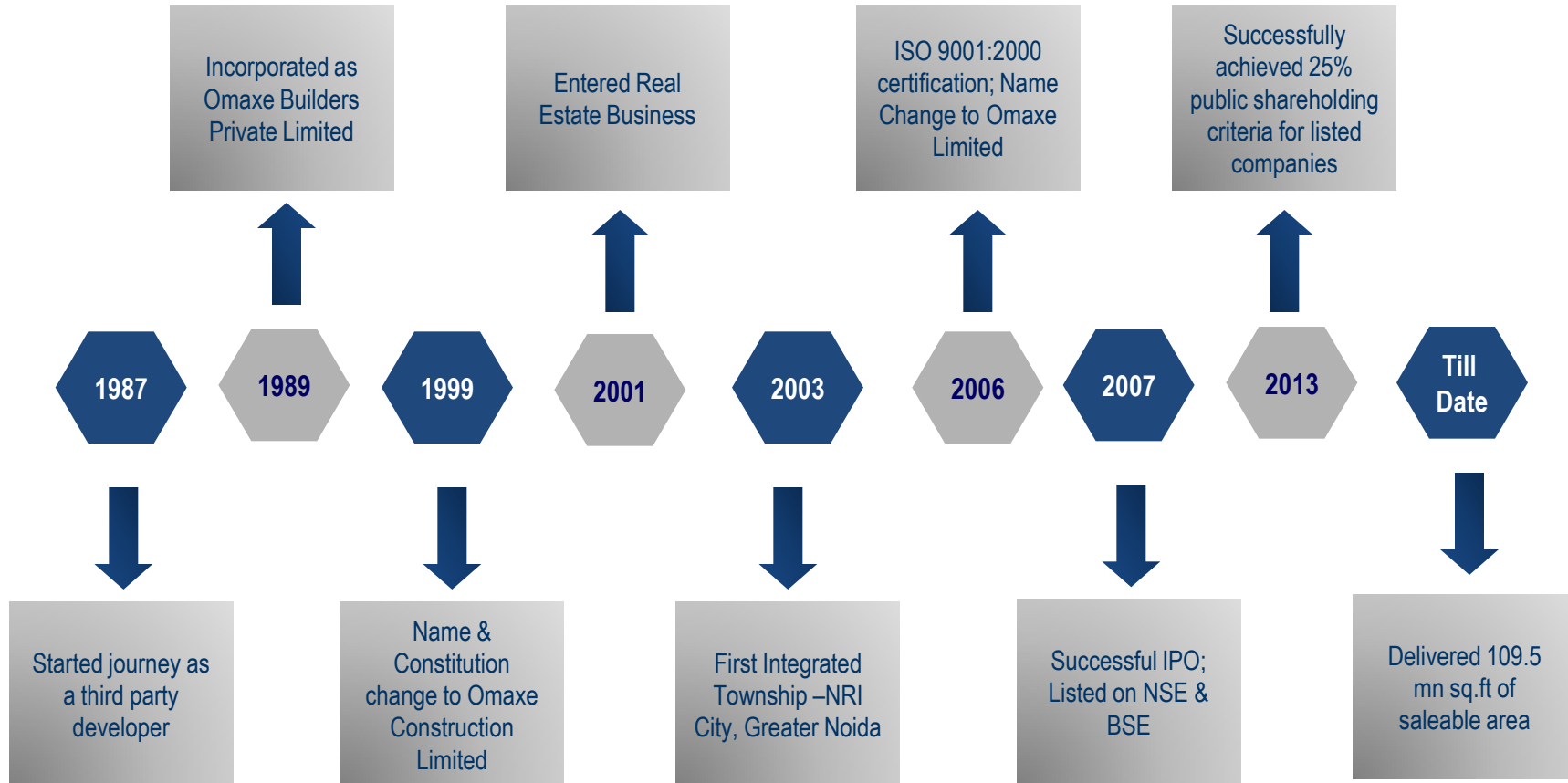
To be a trusted leader in the real estate sector contributing towards a progressive India.

Mission

To provide customer satisfaction and create value for stakeholders through professionalism, transparency, quality, cutting-edge technology and social responsibility.

Journey of Omaxe Limited

Humble beginnings, strong fundamentals, sustained growth



Facts that Built Omaxe

Present across 27 cities and 8 states

On-Going Projects in 22 cities across and 7 States

Project Under Execution/ Construction: ~ 70 mn sq ft

**Area delivered in Real Estate: ~ 77.70 mn sq ft
(Delivered across 26 cities 8 states)**

Area delivered as Third Party Contractor: 31.80 mn sq ft (over 123 contracts)

Employee strength: ~1,675

**No. of Projects (ongoing): 11 Group Housing, 16 Townships, 9 Commercial
Malls/ Hotels/ SCO**

Our Presence Across India

08 States | 27 Cities

PUNJAB

- ✓ Amritsar ✓ Derabassi
- ✓ Ludhiana ✓ Bathinda
- ✓ Patiala ✓ Rajpura
- ✓ New Chandigarh

RAJASTHAN

- ✓ Jaipur ✓ Bhiwadi

HIMACHAL PRADESH

- ✓ Baddi

UTTARAKHAND

- ✓ Rudrapur

DELHI



HARYANA

- ✓ Rohtak ✓ Sonapat
- ✓ Faridabad ✓ Gurgaon
- ✓ Bahadurgarh ✓ Palwal
- ✓ Yamuna Nagar

MADHYA PRADESH

- ✓ Indore

UTTAR PRADESH

- ✓ Noida Greater Noida ✓ Agra
- ✓ Lucknow ✓ Vrindavan ✓ Allahabad
- ✓ Ghaziabad

Map not to scale

Business Overview (Q2 FY 18 vis-à-vis Q2 FY 17)

	Q2 FY 18	Q2 FY 17	Change
Area Sold (mn sq.ft)	0.65	0.79	-18%
Value of Booking (Rs. Cr)	196	218	-10%
Avg Rate psf (Rs. INR)	3,015	2,756	9%

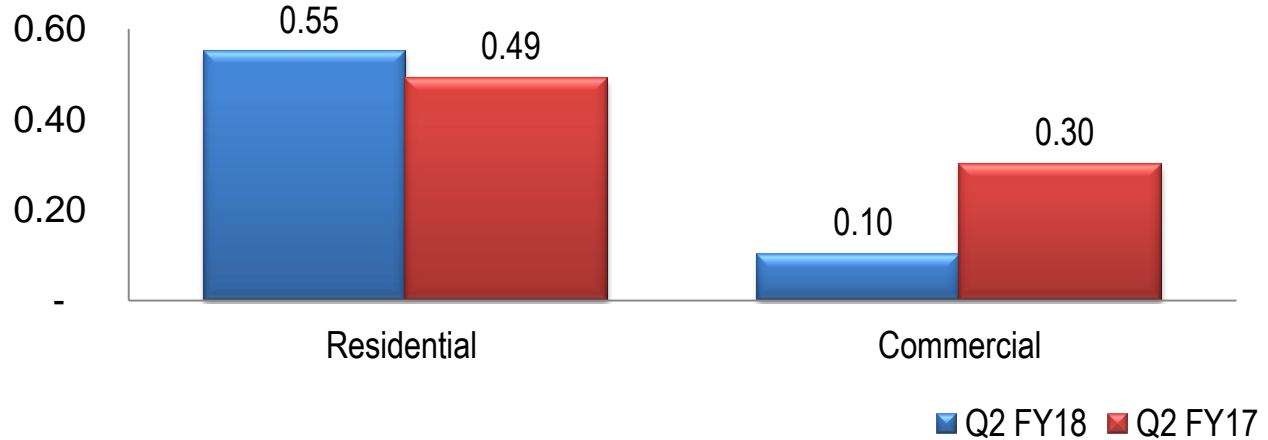
	Q2 FY18		Q2 FY17	
Particular	Area (mn sq ft)	Value (Cr.)	Area (mn sq ft)	Value (Cr.)
Residential	0.55	142	0.49	87
Commercial	0.10	54	0.30	131
Total	0.65	196	0.79	218
Avg Rate psf (Rs. INR)	3015		2756	

Area delivered during the quarter is 0.86 mn sqft

Business Operation (Q2 FY 18 vis-à-vis Q2 FY 17)

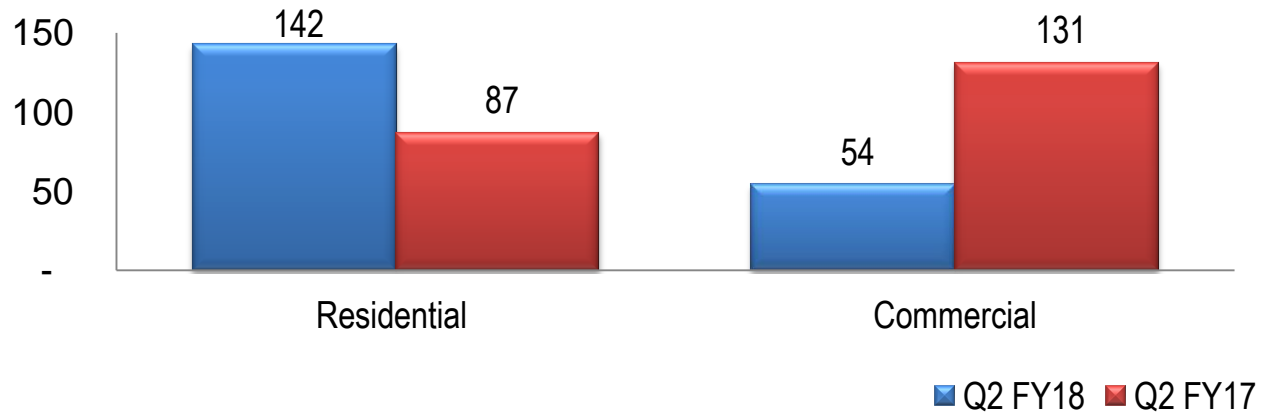
Area Booked (Mn Sqft)

Q2 FY18
Area booked 0.65 mn sqft



Value Of Booking(Rs in Cr)

Q2 FY18
Value of booking 196 Cr



Business Overview (H1 FY 18 vis-à-vis H1 FY 17)

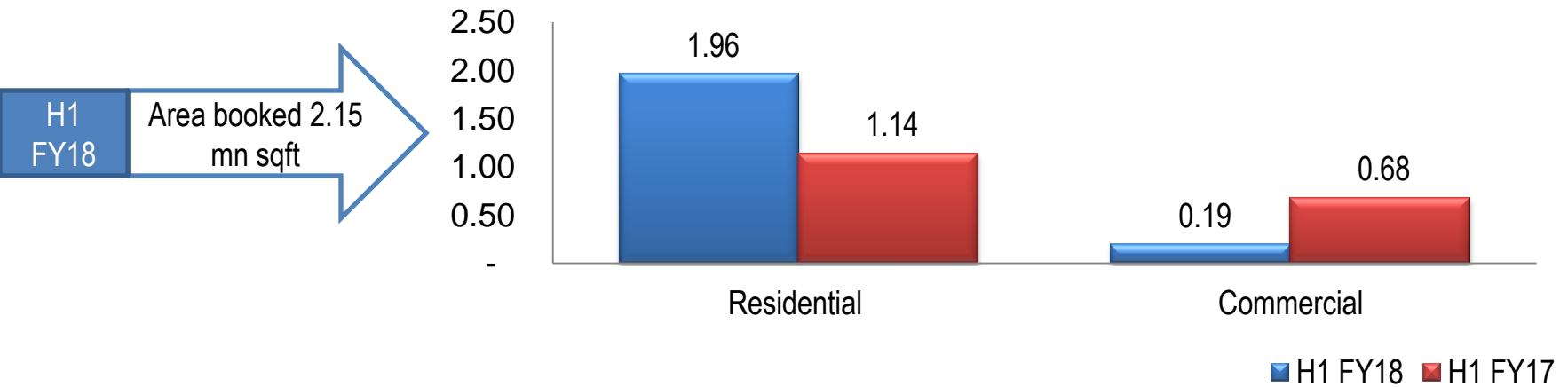
	H1 FY 18	H1 FY 17	Change
Area Sold (mn sq.ft)	2.15	1.82	18%
Value of Booking (Rs. Cr)	505	510	-1%
Avg Rate psf (Rs. INR)	2351	2806	-16%

Particular	H1 FY18		H1 FY17	
	Area (mn sq ft)	Value (Cr.)	Area (mn sq ft)	Value (Cr.)
Residential	1.96	432	1.14	203
Commercial	0.19	73	0.68	308
Total	2.15	505	1.82	510
Avg Rate psf (Rs. INR)	2351		2806	

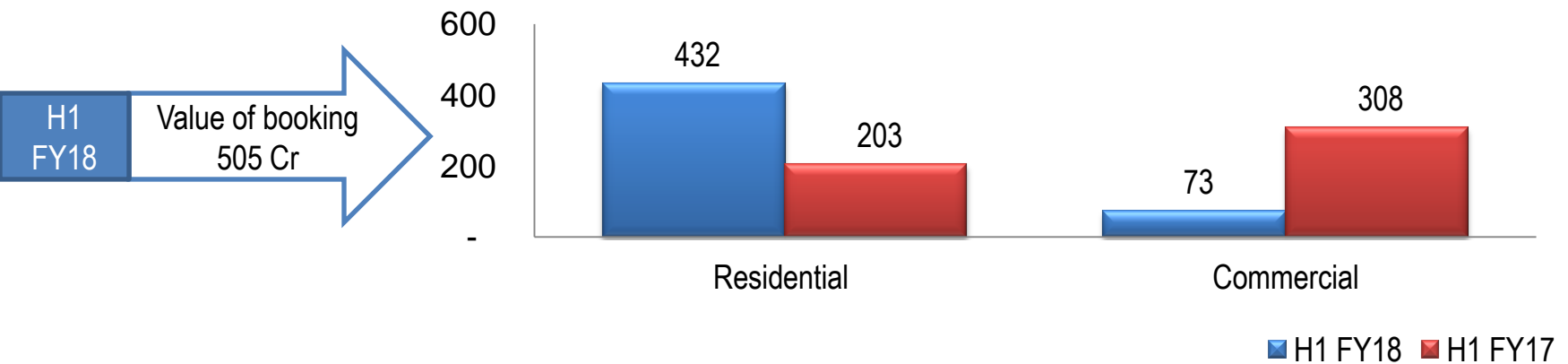
Area delivered during H1 is 1.90 mn sqft

Business Operation (H1 FY 18 vis-à-vis H1 FY 17)

Area Booked (Mn Sqft)



Value Of Booking (Rs in Cr)



Financial Highlights

Results (Q2FY18 & H1FY18)

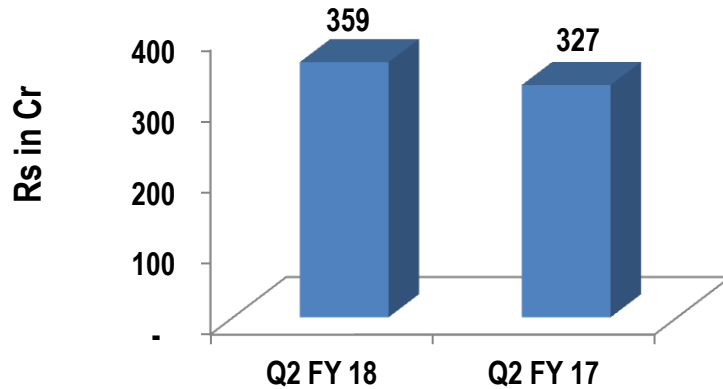
Fig in Rs. Cr.

	Quarter Ended^			Half year ended^		Year Ended^
	Q2 FY18	Q1 FY18	Q2 FY17	H1FY18	H1FY17	FY17
Income from Operation	359	482	327	842	764	1627
EBIDTA	76	81	90	157	204	343
PBT	35	39	43	74	118	179
PAT	19	25	23	43	69	105
EPS (Diluted) INR	0.98	1.26	1.25	2.24	3.74	5.57

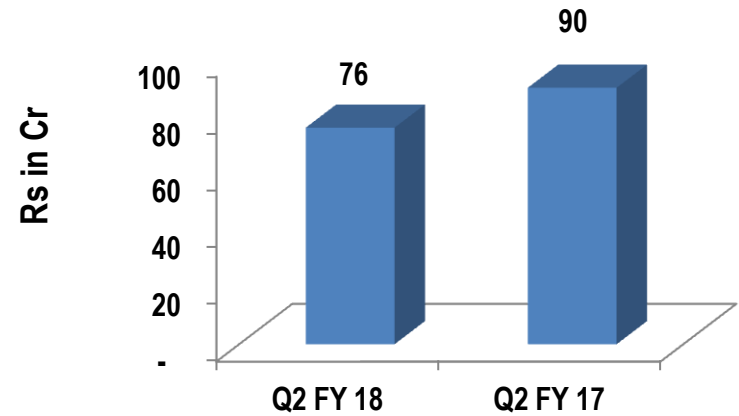
^ As per INDAS

Operational Glimpse (Q2 FY18 vis-à-vis Q2 FY17)

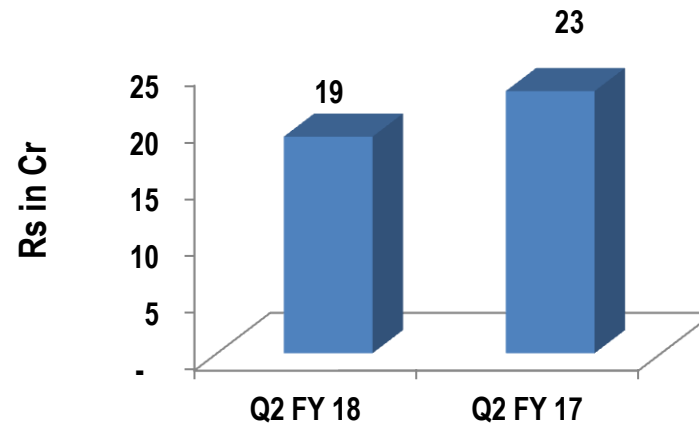
Income from Operation (Cr.)



EBITDA (Cr.)

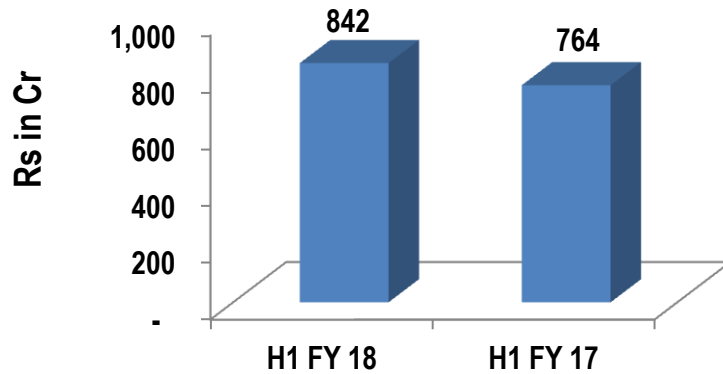


PAT (Cr.)

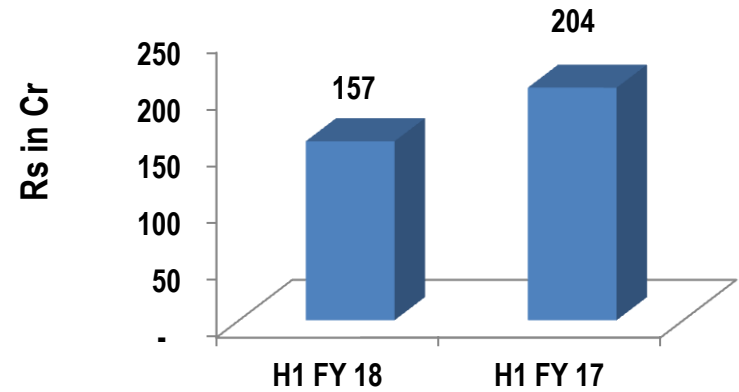


Operational Glimpse (H1 FY18 vis-à-vis H1 FY17)

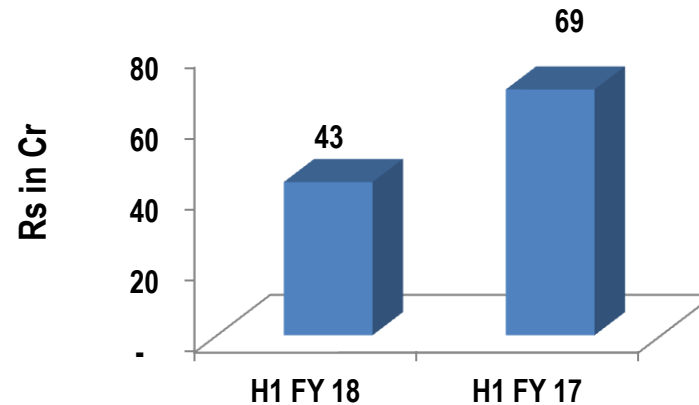
Income from Operation (Cr.)



EBITDA (Cr.)



PAT (Cr.)



Financial Highlights

Q2 FY 18 Debt Status (as on 30th September, 2017)

Particulars	Amount in Cr.
Gross Debt Position (July 01, 2017)	1,487
Add: Loans availed during the quarter	291
Less: Repaid during the quarter	(168)
Add: Working Capital Limit & Others	5
Gross Debt Position (September 30, 2017)	1,615
<i>Debt Repayment Schedule</i>	
Debt Repayment in next 6 months	287
Net Worth	2156

Financial Highlights

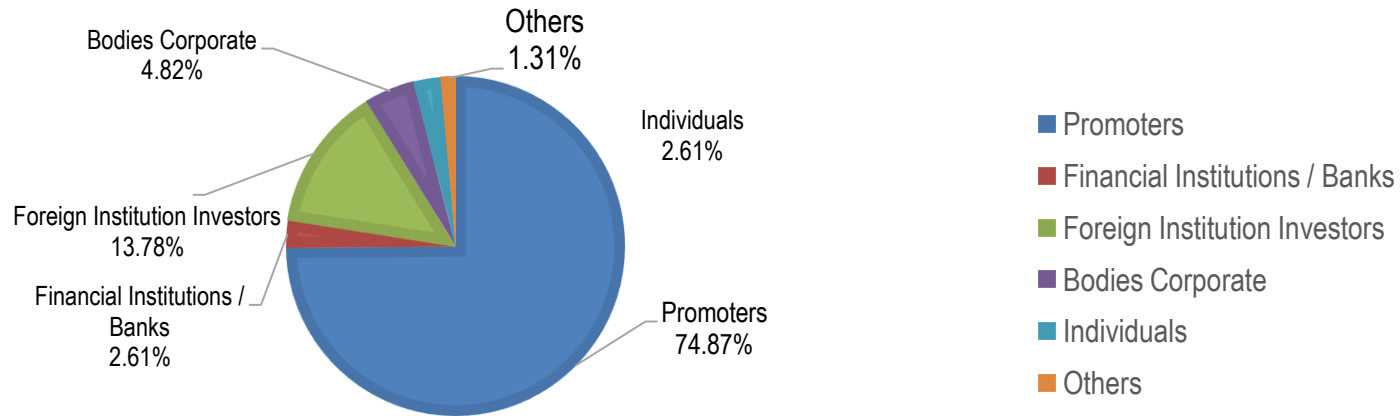
Cash Flow Position (Q2FY18 & H1FY18)

Fig in Rs. Cr.

Particulars	Q2 FY18	H1 FY18
Cash Flow from Operation	319	755
Total Inflow (A)	319	755
Construction and Other Overhead Expenses	185	423
Admin, selling & Others expenses	169	324
Financial expenses	71	123
Total outflow (B)	425	870
Net cash flow (A-B)=C	(106)	(115)
Net Borrowings (D)	123	113
Net Balance (C+D)	17	(2)

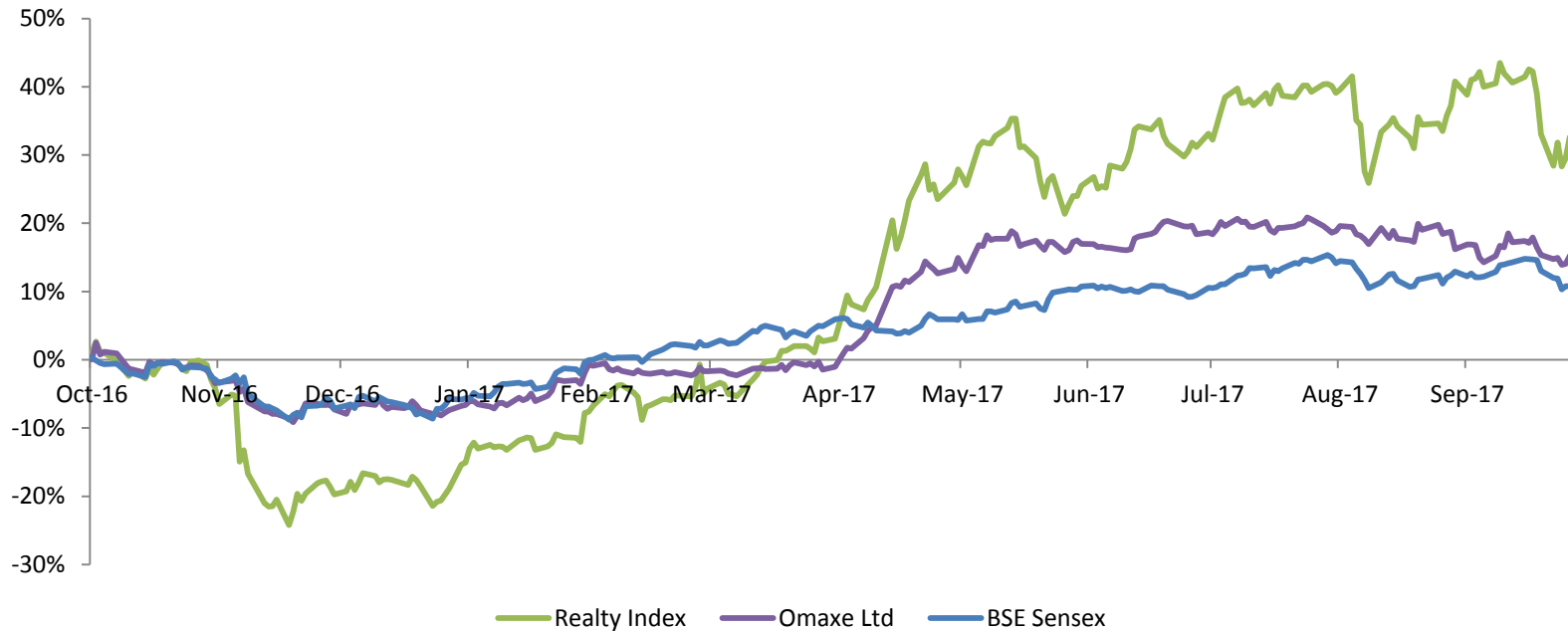
Shareholding Pattern

As on September 30, 2017



Category	No of Shares	Percentage Shareholding
Promoters	137,166,194	74.87%
Financial Institutions / Banks	4,777,426	2.61%
Foreign Institution Investors	25,237,695	13.78%
Bodies Corporate	8,831,779	4.82%
Individuals	4,779,236	2.61%
Others	2,407,122	1.31%
Total	183,199,452	100%

Omaxe Limited – Share price movement



Last Trading Price INR 205.20
As on November 13, 2017

52 Week High INR 217.45

52 Week Low INR 154.85

Market Capitalization INR 3754.95 cr

Disclaimer

- This presentation has been prepared by Omaxe Limited (the “Company”) solely for your information and for your use and may not be taken away, reproduced, redistributed or passed on, directly or indirectly to another person (whether within or outside your organization or firm) or published in whole or in part for any purpose. By attending this presentation you are agreeing to be bound by forgoing restrictions and to maintain absolute confidentiality regarding the information disclosed in these materials.
- This presentation may contain forward-looking statements, including those relating to our general business plans and strategy, our future financial condition and growth prospects, and future developments in our industry and our competitive and regulatory environment. The Information contained in this presentation does not constitute or form any part of any offer, invitation or recommendation to purchase or subscribe for any securities in any jurisdiction, and neither the issue of the information nor anything contained herein shall form the basis of, or be relied upon in connection with, any or commitment on the part of any person to proceed with any transaction. The information contained in this material has not been independently verified. No representation or warranty, express or implied, is made and no reliance shall be placed on the accuracy, fairness or completeness of the information presented or contained in these materials. Any forward-looking statement in this presentation is subject to the risk and uncertainties that could cause actual result to differ materially from those that may be inferred to being expressed in, or implied by, such statements. Actual results may differ materially from those forward-looking statements due to a number of factors, including future changes or developments in our business, our competitive environment, technology and application, and political, economic, legal and social condition in India and rest of the World. Such forward-looking statements are not indicative or guarantees of future performance. Any forward-looking statements, projections and industries data made by third parties included in this presentation are not adopted by the Company, and the Company is not responsible for such third party statements and projections. This presentation may not be all inclusive and may not contain all of the information that you may consider material. The information presented or contained in these materials is subject to change without notice and its accuracy is not guaranteed. Neither the Company nor any of its affiliates, advisers or representatives accepts liability whatsoever for any loss howsoever arising from any information presented or contained in these materials.
- Figures are subject to change and the company undertakes no obligation to publicly revise the figures to reflect subsequent events or circumstances.