

FREDUN PHARMACEUTICALS LIMITED

Compassionate Healthcare



CIN No : L24239MH1987PLC043662

November 13, 2017

To,

BSE Ltd.,
Listing Department,
Phiroze Jeejeebhoy Towers,
Dalal Street - Fort,
Mumbai – 400 001

Ref.: BSE Scrip Code - 539730

Subject: Outcome of Board Meeting

Dear Sir / Madam,

In compliance to Regulation 33 of SEBI Listing Regulations, 2015; we wish to inform you that the Board of Directors of the Company, at its Meeting held on Monday, November 13, 2017, have considered and approved the Unaudited Financial Results of the Company for Quarter & Half year ended September 30, 2017 along with the Limited Review Report issued by M/s. Savla & Associates, Statutory Auditors of the Company; the copies of which are attached hereunder.

Any Other Matter:

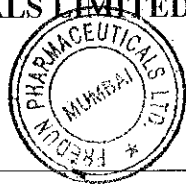
Approval of Leave and License Agreement between the Factory plots of Fredna Enterprises with the plots of the Company at Palghar to facilitate the expansion of the manufacturing unit of the Company.

The Meeting of the Board Commenced at 2:00 P.M. and concluded at 6:15 P.M.

Kindly take the same on your Records.

Thanking you,

For **FREDUN PHARMACEUTICALS LIMITED**



DIRECTOR

Encl. - A/a

FREDUN PHARMACEUTICALS LIMITED

Compassionate Healthcare



CIN No : L24239MH1987PLC043662

UNAUDITED FINANCIAL RESULTS FOR THE QUARTER & HALF YEAR ENDED 30.09.2017

Rs. In Laacs

Rs. in Laacs

PARTICULARS	Quarter Ended			Half Year Ended		Year Ended
	Unaudited			Unaudited		Audited
	30.09.2017	30.06.2017	30.09.2016	30.09.2017	30.09.2016	31.03.2017
1 Income from Operations						
Net Sales /IncomeFrom Operation (Net of Excise Duty)	1504.12	914.94	1033.67	2419.06	2683.57	5669.62
2 Other Operating Income	45.57	15.33	3.74	60.90	21.31	191.38
3 Total income from operations (net)	1549.69	930.27	1037.41	2479.96	2704.88	5861.00
4 Expenses						
a) Cost of Material Consumed	1091.83	704.44	760.23	1796.27	1569.45	3395.85
b) Purchases of stock -in-trade	0.00	0.00	0.00	0.00	0.00	23.68
progress and stock in trade	(14.73)	(119.24)	(211.36)	(133.97)	215.22	298.35
d) Finance Costs	74.04	36.11	53.08	110.15	90.98	187.48
e) Employess benefits expenses	159.52	96.26	103.31	255.78	202.88	491.82
f) Depreciation and amortisation expenses	34.40	22.39	22.64	56.79	42.75	113.58
g) Other Expenses	153.99	145.28	275.51	299.27	473.88	1125.26
Total expenses	1499.05	885.24	1003.41	2384.29	2595.16	5636.02
5 items & tax (3-4)	50.64	45.03	34.00	95.67	109.72	224.98
6 Exceptional items / Prior Period Item	(0.07)	0.00	(1.21)	(0.07)	(1.21)	(2.39)
7 Profit/(Loss) from ordinary activities before tax (5-6)	50.57	45.03	32.79	95.60	108.51	222.59
8 Tax Expenses	7.00	8.00	0.00	15.00	15.00	79.85
9 Profit/(Loss) from continuing operations	43.57	37.03	32.79	80.60	93.51	142.74
10 Profit/(Loss) from discontinued operations	0.00	0.00	0.00	0.00	0.00	0.00
11 Tax Expense of discontinued operations	0.00	0.00	0.00	0.00	0.00	0.00
12 Profit/(Loss) from discontinued operations after tax	0.00	0.00	0.00	0.00	0.00	0.00
13 Profit/ (Loss) for the period	0.00	0.00	0.00	0.00	0.00	0.00
14 Other comprehensive Income						
A (i) Items that will not be re-classified to profit/ loss classified to profit/ loss	0.00	0.00	0.00	0.00	0.00	0.00
B (i) Items that will be re-classified to profit / loss to profit/ loss	0.00	0.00	0.00	0.00	0.00	0.00
15 Paid up Equity Share Capital (Face Value of Rs-10/- each)	294.72	237.45	237.45	294.72	237.45	237.45
16 Reserves excluding Revaluation Reserves	0.00	0.00	0.00	0.00	0.00	238.55
17 items)						
- Basic/ Diluted Earning Per Share (Rs.)	1.47	1.56	1.38	2.73	3.94	6.01
A 1) Public Shareholding						
Number of shares	1174025	601290	601290	1174025	601290	601290
Percentage of shareholding	40.14	25.56	25.56	40.14	25.56	25.56
2) Promoters and promotor group shareholding						
a) Pledged/Encumbered						
- Number of shares	-	-	-	-	-	-
- Percentage of shares (as a % of total shareholding of Promoters and Prompter Group)	-	-	-	-	-	-
- Percentage of shares (as a % of total share capital of the Company)	-	-	-	-	-	-
b) Non-encumbered						
- Number of shares	1751110	1751110	1751110	1751110	1751110	1751110
- Percentage of shares (as a % of total shareholding of Promoters and Prompter Group)	100%	100%	100%	100%	100%	100%
Company)	59.86	74.44	74.44	59.86	74.44	74.44

For FREDUN PHARMACEUTICALS LTD.

Somedhan

DIRECTOR

Office Address: Manoj Industrial Premises, G.D. Ambekar Marg, Wadala, Mumbai - 400 031, (INDIA)

Factory Address: 14,15,16, Zorabian Industrial Complex, Vevoor, Palghar (E), Dist: Palghar - 401 404.

Phone: 91-22-4031 8111 Fax: 91-22-4031 8133 E-mail: business@fredungroup.com Web: www.fredungroup.com

FREDUN PHARMACEUTICALS LIMITED

Compassionate Healthcare



CIN No: L24239MH1987PLC043662

NOTES:-

- 1) The above results were taken on record by the Board Of Directors at the meeting held on 13.11.2017
- 2) Previous year's figures have been regrouped/rearranged wherever necessary.
- 3) During the quarter ended 30th Sep 2017 there are no investor's complaints pending & no investor's complaints were received by the company during this period.
- 4) Provision for deferred tax as applicable will be made at the end of the year
- 5) Dividend on Preference shares will be considered at the year end.
- 6) The above result have already been approve by the Audit Committee of the board
- 7) This statement has been prepared in accordance with the Companies (Indian Accounting Standards) Rules, 2015 (Ind AS) prescribed under Section 133 of the Companies Act, 2013 and other recognised accounting practices and policies to the extent applicable. Beginning 1st April 2017, the Company has for the first time adopted Ind AS with a transition date of 1st April, 2016.

8) Employee Benefit Expense

Particular	Quarter Ended			Half Year Ended		Year Ended
	30.09.2017	30.06.2017	30.09.2016	30.09.2017	30.09.2016	Year Ended 31.03.2017
Break – up of Employee Benefit						
Salary & Wages	12442475.00	7529815.00	7822259.00	19972290.00	15315759.00	39156162.00
Director Remuneration	1230000.00	1230000.00	1230000.00	2460000.00	2460000.00	4920000.00
Contribution to Provident and Other Funds	605376.00	406125.00	495236.00	1011501.00	829299.00	2632033.00
Share Base Payment to employees	0.00	0.00	0.00	0.00	0.00	0.00
Staff Welfare Expenses	1358654.00	274962.00	260897.00	1633616.00	595656.00	1752172.34

9) Gain/ Loss on account of Foreign Exchange Fluctuation (Included in other Income)

Particular	Quarter Ended			Half Year Ended		Year Ended
	30.09.2017	30.06.2017	30.09.2016	30.09.2017	30.09.2016	Year Ended 31.03.2017
Gain / Loss on Account of Foreign Exchange Fluctuation (Add in Other Income)	0.00	78979.39	0.00	0.00	247459.00	673040.12
Loss on Account of Foreign Exchange (Record In Indirect Expenses)	-740372.00	0.00	0.00	-740372.00	0.00	0.00

For FREDUN PHARMACEUTICALS LTD.

Pranav

DIRECTOR

Office Address: Manoj Industrial Premises, G.D. Ambekar Marg, Wadala, Mumbai - 400 031, (INDIA)

Factory Address: 14,15,16, Zorabian Industrial Complex, Vevoor, Palghar (E), Dist: Palghar - 401 404.

Phone: 91-22-4031 8111 Fax: 91-22-4031 8133 E-mail: business@fredungroup.com Web: www.fredungroup.com

FREDUN PHARMACEUTICALS LIMITED

Compassionate Healthcare



CIN No : L24239MH1987PLC043662

10) Reconciliation of Net Profit between Previous GAAP and IND AS

Rs. in Lacs

	Quarter ended 30.09.2017		
	I- GAAP	IND AS	IND -AS
Income from Operations			
Net Sales /IncomeFrom Operation (Net of Excise Duty)	1504.12	-	1504.12
Other Operating Income	45.57	-	45.57
Total income from operatoins (net)	1549.69	-	1549.69
Expenses			
a) Cost of Material Consumed	1091.83	-	1091.83
b) Purchases of stock -in-trade	0.00	-	0.00
progress and stock in trade	(14.73)	-	(14.73)
d)Finance Costs	74.04	-	74.04
e) Employess benefits expenses	159.52	-	159.52
f) Depreciation and amortisation expenses	34.40	-	34.40
g) Other Expenses	153.99	-	153.99
Total Expenditure	1499.05	-	1499.05
items & tax (3-4)	50.64	-	50.64
Exceptional items / Prior Period Item	(0.07)	-	(0.07)
Profit/(Loss) from ordinary activities before tax (5-6)	50.57	-	50.57
Tax Expenses	7.00	-	7.00
Profit/(Loss) from continuing operations	43.57	-	43.57
Profit/(Loss) from discontinued operations	0.00	-	0.00
Tax Expense of discontinued operations	0.00	-	0.00
Profit/(Loss) from discontinued operations after tax	0.00	-	0.00
Profit/ (Loss) for the period	43.57	-	43.57
Other comprehensive Income	0.00	-	0.00
Total Comprehensive Income for the period	43.57	-	43.57


PLACE: MUMBAI

DATE : 13.11.2017

FOR FREDUN PHARMACEUTICALS LIMITED

tonmedha

DIRECTOR.



FREDUN PHARMACEUTICALS LIMITED

Compassionate Healthcare



CIN No : L24239MH1987PLC043662

STATEMENT OF ASSETS AND LIABILITIES

	Particulars	As at 30.09.2017	As at 31.03.2017
A	EQUITY & LIABILITIES		
	1 Shareholders' Funds		
	a) Share Capital	544.73	487.45
	b) Reserves and surplus	1122.97	238.55
	Sub-total - Shareholders' Funds	1667.70	726.00
	2 Share application money pending allotment	-	-
	3 Non Current Liabilities		
	a) Long Term Borrowings	820.64	723.91
	b) Deferred Tax Liabilities (Net)	84.81	84.81
	c) Other long term liabilities	-	-
	d) Long term provisions	28.12	28.12
	Sub-total - Non Current Liabilities	933.57	836.84
	4 Current Liabilities		
	a) Short Term Borrowings	857.76	758.24
	b) Trade Payables	2246.18	2282.73
	c) Other Current Liabilities	200.95	774.63
	d) Short term provisions	551.27	231.33
	Sub-total - Current Liabilities	3856.16	4046.93
	TOTAL EQUITY AND LIABILITIES	6457.43	5609.77
B	ASSETS		
	1) Non-current assets		
	(a) Fixed assets	2070.59	2050.38
	(b) Non-current investments	0.03	0.03
	(c) Long-term loans and advances	32.45	35.01
	(d) Other non-current assets	0.00	0.00
	Sub-total - Non-current assets	2103.07	2085.42
	2) Current assets		
	(a) Current investments	-	-
	(b) Inventories	992.11	693.66
	(c) Trade receivables	1972.84	2038.02
	(d) Cash and cash equivalents	439.02	75.05
	(e) Short-term loans and advances	244.90	102.40
	(f) Other current assets	705.49	615.22
	Sub-total - Current assets	4354.36	3524.35
	TOTAL - ASSETS	6457.43	5609.77

NOTES :-

- 1) The above results were taken on record by the Board of Directors at the meeting held on 13.11.2017.
- 2) Previous year's figures have been regrouped/rearranged wherever necessary.
- 3) There are no investor's complaints pending & no investor's complaints were received by the company.


PLACE : MUMBAI

DATE : 13.11.2017

FOR FREDUN PHARMACEUTICALS LIMITED

tomedhar

DIRECTOR



Office Address: Manoj Industrial Premises, G.D. Ambekar Marg, Wadala, Mumbai - 400 031, (INDIA)

Factory Address: 14,15,16, Zorabian Industrial Complex, Vevoor, Palghar (E), Dist: Palghar - 401 404.

Phone: 91-22-4031 8111 Fax: 91-22-4031 8133 E-mail: business@fredungroup.com Web: www.fredungroup.com

Savla & Associates

CHARTERED ACCOUNTANTS

8/196, Guru Savak Kutir, Station Road

Wadala (W), MUMBAI - 400 031.

PHONE : 24102526, 24112626

FAX : 24132121

LIMITED REVIEW REPORT

TO THE BOARD OF DIRECTORS OF FREDUN PHARMACEUTICALS LTD


26, Manoj Industries Premises,
G.P. Ambekar marg, Wadala,
Mumbai - 400 031.

1. We have reviewed the accompanying Statement of Unaudited standalone Financial Result of **FREDUN PHARMACEUTICALS LTD** for the Quarter ended September 30, 2017 except for the disclosures regarding 'Public Shareholding' and Promoter Group Shareholding which have been traced from disclosures made by the management and have not been audited by us. This Statement is the responsibility of the Company's Management and has been approved by the Board of Directors. Our responsibility is to issue a report on this Financial Statement based on our review.
2. We conducted our review of the Statement in accordance with the Standard on Review Engagements (SRE) 2410 'Review of Interim Financial Information Performed by the Independent Auditor of the Entity', issued by the Institute of Chartered Accountants of India. This Standard requires that we plan and perform the review to obtain moderate assurance as to whether the statement is free of material misstatement. A review is limited primarily to inquiries of Company personal and analytical procedures applied to financial data and thus provides less assurance than an audit. We have not performed an audit and accordingly, we do not express an audit opinion.
3. Based on our review conducted as stated above, nothing has come to our attention that causes us to believe that the accompanying Statement, prepared in accordance with the Companies (Indian Accounting Standards) Rules, 2015 prescribed under section 133 of the Companies Act, 2013 and other recognized accounting policies to the extent applicable, has not disclosed the information required to be disclosed in terms of Regulation 33 of SEBI (Listing Obligations and Disclosure Requirements) Regulations, 2015, including the manner in which it is to be disclosed, or that it contains any material misstatement.



MUMBAI, November 13, 2017

FOR SAVLA & ASSOCIATES
Chartered Accountants
(Firm Registration No. 109361W)


DEEPAK G. SAVLA
(Partner)
Membership No. : 043901