

# MIRZA INTERNATIONAL LIMITED

CIN-L19129UP1979PLC004821



November 07, 2017

**National Stock Exchange of India Limited**  
Exchange Plaza, Bandra  
Kurla Complex  
Bandra (East)  
Mumbai 400 051

**BSE Ltd.**  
25<sup>th</sup> Floor, P.J. Towers,  
Dalal Street  
Mumbai 400 001

Sirs,

**Sub: Outcome of Board Meeting held on November 07, 2017**

Pursuant to Regulation 33 of SEBI (LODR) Regulations, 2015, we are enclosing herewith a copy of "**Standalone and Consolidated Unaudited Financial Results**" as per Ind-AS for the Second Quarter and Half Year ended on September 30, 2017 along with the Limited Review Report which have been reviewed by the Audit Committee and taken on record by the Board of Directors of the Company in its meeting held today i.e. November 07, 2017.

The meeting concluded at 11:30 A.M.

Kindly take it on your records.

Thanking You

Yours faithfully

**For MIRZA INTERNATIONAL LTD.**

**(Ankit Mishra)**  
**Company Secretary**

**Encl: As Above**

**MIRZA INTERNATIONAL LIMITED**  
 Regd. Office : 14/6, CIVIL LINES, KANPUR- 208 001  
 CIN- L19129UP1979PLC004821

Website: www.mirza.co.in E-mail: ankit.mishra@redtapeindia.com

**STATEMENT OF STANDALONE AND CONSOLIDATED UNAUDITED FINANCIAL RESULTS FOR THE QUARTER AND HALF YEAR ENDED SEPTEMBER 30, 2017**

		Standalone						(Rupees in Lakh except Earning per share)			
		Quarter Ended			Half Year Ended		Year Ended	Consolidated			
Sr. No.	Particulars	30.09.2017	30.06.2017	30.09.2016	30.09.2017	30.09.2016	31.03.2017	Quarter Ended	Half Year Ended	Year Ended	
		(Un-audited)	(Un-audited)	(Un-audited)	(Un-audited)	(Un-audited)	(Audited)	(Un-audited)	(Un-audited)	(Un-audited)	(Audited)
I	Revenue from Operations	24040.36	25208.20	25025.61	49248.56	50245.44	93567.25	24040.36	25208.20	49248.56	93567.25
II	Other Income	0.61	5.61	6.07	6.22	12.59	87.99	0.61	5.61	6.22	87.99
III	<b>Total Income (I+II)</b>	<b>24040.97</b>	<b>25213.81</b>	<b>25031.68</b>	<b>49254.78</b>	<b>50258.03</b>	<b>93655.24</b>	<b>24040.97</b>	<b>25213.81</b>	<b>49254.78</b>	<b>93655.24</b>
IV	<b>Expenses:</b>										
a	Cost of material consumed	9218.06	8265.82	8476.44	17483.88	18342.51	32270.08	9218.06	8265.82	17483.88	32270.08
b	Purchase of Stock-in-Trade	7898.83	3961.04	4470.56	11859.87	8865.88	19247.46	7898.83	3961.04	11859.87	19247.46
c	Change in inventories of finished goods, work-in-progress and Stock-in-Trade	(5249.07)	864.51	1641.96	(4384.56)	2042.57	(1186.34)	(5249.07)	864.51	(4384.56)	(1186.34)
d	Employee Benefit Expenses	2174.66	2085.74	1592.72	4260.40	3102.73	7046.27	2174.66	2085.74	4260.40	7046.27
e	Finance Costs	530.40	591.69	651.43	1122.09	1328.85	2593.28	530.40	591.69	1122.09	2593.28
f	Depreciation and amortization expenses	754.72	717.03	712.58	1471.75	1379.04	2906.12	754.72	717.03	1471.75	2906.12
g	Other Expenses	5753.55	5618.13	5048.45	11371.68	9692.45	20057.48	5753.55	5618.13	11371.68	20057.48
	<b>Total Expenses (IV)</b>	<b>21081.15</b>	<b>22103.96</b>	<b>22594.14</b>	<b>43185.11</b>	<b>44754.03</b>	<b>82934.35</b>	<b>21081.15</b>	<b>22103.96</b>	<b>43185.11</b>	<b>82934.35</b>
V	<b>Profit / (loss) before exceptional items and tax (III-IV)</b>	<b>2959.82</b>	<b>3109.85</b>	<b>2437.54</b>	<b>6069.67</b>	<b>5504.00</b>	<b>10720.89</b>	<b>2959.82</b>	<b>3109.85</b>	<b>6069.67</b>	<b>10720.89</b>
VI	Exceptional Items		-	-	-	-	-				
VII	<b>Profit / (loss) before tax (V-VI)</b>	<b>2959.82</b>	<b>3109.85</b>	<b>2437.54</b>	<b>6069.67</b>	<b>5504.00</b>	<b>10720.89</b>	<b>2959.82</b>	<b>3109.85</b>	<b>6069.67</b>	<b>10720.89</b>
VIII	Tax Expenses										
	(1) Current Tax	1018.00	1026.00	738.00	2044.00	1714.00	3343.25	1018.00	1026.00	2044.00	3343.25
	(2) Deferred Tax	6.99	43.02	53.23	50.01	123.99	203.44	6.99	43.02	50.01	203.44
IX	<b>Profit for the period (VII-VIII)</b>	<b>1934.83</b>	<b>2040.83</b>	<b>1646.31</b>	<b>3975.66</b>	<b>3666.01</b>	<b>7174.20</b>	<b>1934.83</b>	<b>2040.83</b>	<b>3975.66</b>	<b>7174.20</b>
X	<b>Other comprehensive income, net of income tax</b>										
a	Items that will not be reclassified to profit or loss	(34.10)	(26.38)	(11.05)	(60.48)	(28.04)	(54.49)	(34.10)	(26.38)	(60.48)	(54.49)
b	Items that will be reclassified to profit or loss										
XI	<b>Total Comprehensive Income for the period (IX+X)</b>	<b>1900.73</b>	<b>2014.45</b>	<b>1635.26</b>	<b>3915.18</b>	<b>3637.97</b>	<b>7119.71</b>	<b>1900.73</b>	<b>2014.45</b>	<b>3915.18</b>	<b>7119.71</b>
XII	<b>Earning Per Share (EPS)</b>										
(i)	Basic	1.58	1.67	1.36	3.25	3.02	5.92	1.58	1.67	3.25	5.92
(ii)	Diluted	1.58	1.67	1.36	3.25	3.02	5.92	1.58	1.67	3.25	5.92



**SEGMENTWISE REVENUE, RESULTS, ASSETS AND LIABILITIES**

(Rs. In Lakh)

Particulars	Standalone						Consolidated			
	Quarter Ended			Half Year Ended		Year Ended	Quarter Ended		Half Year Ended	Year Ended
	30.09.2017 (Un-audited)	30.06.2017 (Un-audited)	30.09.2016 (Un-audited)	30.09.2017 (Un-audited)	30.09.2016 (Un-audited)	31.03.2017 (Audited)	30.09.2017 (Un-audited)	30.06.2017 (Un-audited)	30.09.2017 (Un-audited)	31.03.2017 (Audited)
<b>Segment Revenue</b>										
<b>Segment (A)</b>										
<b>Footwear &amp; Others</b>										
(A1) Branded	9754.85	9562.34	8067.27	19317.19	14735.32	32993.80	9754.85	9562.34	19317.19	32993.80
(A2) Unbranded	12626.60	13207.60	14720.52	25834.20	30015.77	51362.52	12626.60	13207.60	25834.20	51362.52
<b>Total</b>	<b>22381.45</b>	<b>22769.94</b>	<b>22787.79</b>	<b>45151.39</b>	<b>44751.09</b>	<b>84356.32</b>	<b>22381.45</b>	<b>22769.94</b>	<b>45151.39</b>	<b>84356.32</b>
<b>Segment (B)</b>										
<b>Leather</b>	4166.06	6217.13	5933.31	10383.19	13069.87	21094.50	4166.06	6217.13	10383.19	21094.50
<b>Unallocated</b>	0.61	5.61	6.07	6.22	12.59	87.99	0.61	5.61	6.22	87.99
<b>Total</b>	<b>26548.12</b>	<b>28992.68</b>	<b>28727.17</b>	<b>55540.80</b>	<b>57833.55</b>	<b>105538.81</b>	<b>26548.12</b>	<b>28992.68</b>	<b>55540.80</b>	<b>105538.81</b>
Less : Inter Segment Revenue	2507.15	3778.87	3695.49	6286.02	7575.52	11883.57	2507.15	3778.87	6286.02	11883.57
<b>Income from operations</b>	<b>24040.97</b>	<b>25213.81</b>	<b>25031.68</b>	<b>49254.78</b>	<b>50258.03</b>	<b>93655.24</b>	<b>24040.97</b>	<b>25213.81</b>	<b>49254.78</b>	<b>93655.24</b>
<b>Segment Results (Profit before interest &amp; tax)</b>										
<b>Segment (A)</b>										
<b>Footwear &amp; Others</b>										
(A1) Branded	2080.68	2397.40	1342.16	4478.08	2566.24	5949.79	2080.68	2397.40	4478.08	5949.79
(A2) Unbranded	2453.19	2016.09	2687.91	4469.28	5799.60	10464.84	2453.19	2016.09	4469.28	10464.84
<b>Total</b>	<b>4533.87</b>	<b>4413.49</b>	<b>4030.07</b>	<b>8947.36</b>	<b>8365.84</b>	<b>16414.63</b>	<b>4533.87</b>	<b>4413.49</b>	<b>8947.36</b>	<b>16414.63</b>
<b>Segment (B)</b>										
<b>Leather</b>	207.94	300.75	35.56	508.69	401.92	647.13	207.94	300.75	508.69	647.13
<b>Unallocated</b>	0.61	5.61	6.07	6.22	12.59	87.99	0.61	5.61	6.22	87.99
<b>Total</b>	<b>4742.42</b>	<b>4719.85</b>	<b>4071.70</b>	<b>9462.27</b>	<b>8780.35</b>	<b>17149.75</b>	<b>4742.42</b>	<b>4719.85</b>	<b>9462.27</b>	<b>17149.75</b>
Less: Interest	530.40	591.69	651.43	1122.09	1328.85	2593.28	530.40	591.69	1122.09	2593.28
- Unallocable expenditure net of other unallocable income	1252.20	1018.31	982.73	2270.51	1947.50	3835.58	1252.20	1018.31	2270.51	3835.58
<b>Total Profit /(Loss) Before Tax</b>	<b>2959.82</b>	<b>3109.85</b>	<b>2437.54</b>	<b>6069.67</b>	<b>5504.00</b>	<b>10720.89</b>	<b>2959.82</b>	<b>3109.85</b>	<b>6069.67</b>	<b>10720.89</b>
<b>Segment Assets</b>										
<b>Segment (A)</b>										
<b>Footwear &amp; Others</b>										
(A1) Branded	27239.55	21589.08	18187.94	27239.55	18187.94	19234.02	27239.55	21589.08	27239.55	19234.02
(A2) Unbranded	39072.25	39664.70	34590.41	39072.25	34590.41	34042.74	39072.25	39664.70	39072.25	34042.74
<b>Total</b>	<b>66311.80</b>	<b>61253.78</b>	<b>52778.35</b>	<b>66311.80</b>	<b>52778.35</b>	<b>53276.76</b>	<b>66311.80</b>	<b>61253.78</b>	<b>66311.80</b>	<b>53276.76</b>
<b>Segment (B)</b>										
<b>Leather</b>	20923.71	19828.89	20393.89	20923.71	20393.89	20300.17	20923.71	19828.89	20923.71	20300.17
<b>Unallocated</b>	2795.54	3370.01	3707.20	2795.54	3707.20	3017.49	2795.54	3370.01	2795.54	3017.49
<b>Total</b>	<b>90031.05</b>	<b>84452.68</b>	<b>76879.44</b>	<b>90031.05</b>	<b>76879.44</b>	<b>76594.42</b>	<b>90031.05</b>	<b>84452.68</b>	<b>90031.05</b>	<b>76594.42</b>
<b>Segment Liabilities</b>										
<b>Segment (A)</b>										
<b>Footwear &amp; Others</b>										
(A1) Branded	8151.61	4388.45	4762.84	8151.61	4762.84	4093.89	8151.61	4388.45	8151.61	4093.89
(A2) Unbranded	14696.53	15007.00	8028.69	14696.53	8028.69	7904.32	14696.53	15007.00	14696.53	7904.32
<b>Total</b>	<b>22848.14</b>	<b>19395.45</b>	<b>12791.53</b>	<b>22848.14</b>	<b>12791.53</b>	<b>11998.21</b>	<b>22848.14</b>	<b>19395.45</b>	<b>22848.14</b>	<b>11998.21</b>
<b>Segment (B)</b>										
<b>Leather</b>	12162.23	11660.08	13471.31	12162.23	13471.31	12566.30	12162.23	11660.08	12162.23	12566.30
<b>Unallocated</b>	1682.13	1696.33	1599.53	1682.13	1599.53	1665.73	1682.13	1696.33	1682.13	1665.73
<b>Total</b>	<b>36692.50</b>	<b>32751.86</b>	<b>27862.37</b>	<b>36692.50</b>	<b>27862.37</b>	<b>26230.24</b>	<b>36692.50</b>	<b>32751.86</b>	<b>36692.50</b>	<b>26230.24</b>

STATEMENT OF ASSETS AND LIABILITIES		(Rs. in Lakh)			
		Standalone		Consolidated	
Particulars	As at	As at Year end	As at	As at Year end	
	30.09.2017	31.03.2017	30.09.2017	31.03.2017	
	(Un-audited)	(Audited)	(Un-audited)	(Audited)	
<b>ASSETS</b>					
<b>Non-current assets</b>					
a	Property, Plant and Equipment	34839	34899	35095	35155
b	Capital work-in-progress	949	193	949	193
c	Investment Property				
d	Goodwill			270	270
e	Other Intangible assets				
f	Intangible assets under development				
g	Biological Assets other than bearer plants				
<b>Financial Assets:</b>					
i.	Investments	379	379	58	58
ii.	Trade receivables				
iii.	Loans				
iv.	Others (advances)	1058	813	850	605
i	Deferred tax assets (net)				
j	Other non-current assets				
	<b>Sub-total- non-current assets</b>	<b>37225</b>	<b>36284</b>	<b>37222</b>	<b>36281</b>
<b>Current assets</b>					
a	Inventories	31742	26423	31742	26423
<b>Financial Assets:</b>					
i.	Investments				
ii.	Trade receivables	12957	6736	12957	6736
iii.	Cash and cash equivalents	817	651	818	652
iv.	Bank balances other than (iii) above				
v.	Loans				
vi.	Others (advances)	3568	553	3568	553
c	Current Tax Assets (Net)				
d	Other current assets	3722	5947	3724	5949
	<b>Sub-total- current assets</b>	<b>52806</b>	<b>40310</b>	<b>52809</b>	<b>40313</b>
	<b>TOTAL- ASSETS</b>	<b>90031</b>	<b>76594</b>	<b>90031</b>	<b>76594</b>
<b>EQUITY AND LIABILITIES</b>					
<b>Equity</b>					
1 a)	Equity Share Capital	2406	2406	2406	2406
b)	Other Equity	50932	47958	50932	47958
	<b>Total Equity</b>	<b>53338</b>	<b>50364</b>	<b>53338</b>	<b>50364</b>
<b>LIABILITIES</b>					
<b>1 Non-current liabilities</b>					
<b>a Financial Liabilities</b>					
i.	Borrowings	1059	1482	1059	1482
ii.	Trade Payables				
iii.	Other financial liabilities (other than those specified in item (b), to be specified)				
b	Provisions	1226	1006	1226	1006
c	Deferred tax liabilities (Net)	1686	1667	1686	1667
d	Other non-current liabilities	611	604	611	604
	<b>Sub-total Non-current liabilities</b>	<b>4582</b>	<b>4759</b>	<b>4582</b>	<b>4759</b>
<b>2 Current liabilities</b>					
<b>a Financial Liabilities</b>					
i.	Borrowings	19028	12712	19028	12712
ii.	Trade Payables	9086	3961	9086	3961
iii.	Other financial liabilities (other than those specified in item (c), to be specified)				
b	Other current liabilities	3680	3174	3680	3174
c	Provisions	317	1624	317	1624
d	Current Tax Liabilities (Net)				
	<b>Sub-total-Current liabilities</b>	<b>32111</b>	<b>21471</b>	<b>32111</b>	<b>21471</b>
	<b>TOTAL- EQUITY AND LIABILITIES</b>	<b>90031</b>	<b>76594</b>	<b>90031</b>	<b>76594</b>

**NOTES:**

- 1 The above Standalone and Consolidated Ind AS Financial Results were reviewed by Audit Committee and subsequently approved by the Board of Directors at their meeting held today .The Statutory Auditors of the Company have carried out a limited review of Standalone and Consolidated Unaudited Financial Results for the quarter ended on September 30, 2017
- 2 The Consolidated Financial Results are applicable on the Company w.e.f fourth quarter ending March 31, 2017 by virtue of acquisition of 100% paid up equity shares of Hi-Life Fabricators Private Limited.
- 3 The above Consolidated Financial Results of Mirza International Limited (The Company) and its subsidiary( Hi-Life Fabricators Private Limited) drawn in terms of Regulation 33 of SEBI (LODR) Regulations, 2015
- 4 The statement have been prepared in accordance with the Companies (Indian Accounting Standards) Rules, 2015 (Ind As) prescribed under Section 133 of the Companies Act, 2013 and other recognized accounting practices and policies to the extent applicable. The Company has first time adopted Ind As w.e.f April 01, 2017
- 5 The format of above Financial Results as prescribed in SEBI's Circular CIR/CFD/CMD/15/2015 dated November 30, 2015 has been modified to Comply with the requirements of SEBI's Circular CIR/CFD/FAC/62/2016 dated July 05, 2016
- 6 Post the applicability of Goods and Service Tax (GST) with effect from July 1, 2017, revenue from operations are disclosed net of GST. Accordingly, the revenue from operations and excise duty expenses for the quarter and six months ended September 30, 2017 are not comparable with the previous periods presented in the results.
- 7 The reconciliation of net profit reported in accordance with Indian GAAP to total comprehensive income in accordance with Ind AS is given below:

Description	Quarter ended September 30, 2016
	Unaudited
Net Profit as per Indian GAAP	
Reclassification of net actuarial gain on employee defined benefit plans to other comprehensive income	1635.26
Deferred Tax Adjustments	17.08
<b>Net Profit as per Ind AS</b>	(6.03)
Other comprehensive income, net of income tax	1646.31
Total comprehensive income for the period	11.05
	1635.26


- 8 Figures for the prior year / period have been regrouped and / or reclassified wherever considered necessary.

Date: November 07, 2017

Place: Kanpur

ON BEHALF OF BOARD OF DIRECTORS

  
CHAIRMAN



**D R A & C O.**

**CHARTERED ACCOUNTANTS**

H.O. : 35, BUNGLOW ROAD, NEW DELHI-110007  
B.O. : 107/190-A, NEHRU NAGAR, KANPUR-208012


**Limited Review Report**

**To the Board of Directors  
MIRZA INTERNATIONAL LIMITED**


We have reviewed the accompanying statement of unaudited financial results of Mirza International Limited for the quarter ended on September 30<sup>th</sup> 2017. This statement is the responsibility of the Company's Management and has been approved by the Board of Directors. Our responsibility is to issue a report on these financial statements based on our review.

We conducted our review in accordance with the Standard on Review Engagement (SRE) 2400, engagements to Review Financial Statements issued by the Institute of Chartered Accountants of India. This standard requires that we plan and perform the review to obtain moderate assurance as to whether the financial statements are free of material misstatement. A review is limited primarily to inquiries of company personnel and analytical procedures applied to financial data and thus provide less assurance than an audit. We have not performed an audit and accordingly, we do not express an audit opinion.

Based on our review conducted as above, nothing has come to our attention that causes us to believe that the accompanying statement of unaudited financial results prepared in accordance with applicable accounting standards and other recognized accounting practices and policies has not disclosed the information required to be disclosed in terms of Regulation 33 of the SEBI (Listing Obligations and Disclosure Requirements) Regulations, 2015 including the manner in which it is to be disclosed, or that it contains any material misstatement.

For DRA & Co.  
Chartered Accountants  
ERN 006476N  
  
(CA Himanshu Singh)  
Partner  
M.No.418577

Place: Kanpur  
Date:07.11.2017



**D R A & C O .**

**CHARTERED ACCOUNTANTS**

H.O. : 35, BUNGLOW ROAD, NEW DELHI-110007  
B.O. : 107/190-A, NEHRU NAGAR, KANPUR-208012

**Limited Review Report**

**To the Board of Directors  
MIRZA INTERNATIONAL LIMITED**

We have reviewed the accompanying statement of unaudited consolidated financial results of Mirza International Limited for the quarter ended on September 30<sup>th</sup> 2017. This statement is the responsibility of the Company's Management and has been approved by the Board of Directors. Our responsibility is to issue a report on these financial statements based on our review.

We conducted our review in accordance with the Standard on Review Engagement (SRE) 2400, engagements to Review Financial Statements issued by the Institute of Chartered Accountants of India. This standard requires that we plan and perform the review to obtain moderate assurance as to whether the financial statements are free of material misstatement. A review is limited primarily to inquiries of company personnel and analytical procedures applied to financial data and thus provide less assurance than an audit. We have not performed an audit and accordingly, we do not express an audit opinion.

Based on our review conducted as above, nothing has come to our attention that causes us to believe that the accompanying statement of unaudited financial results prepared in accordance with applicable accounting standards and other recognized accounting practices and policies has not disclosed the information required to be disclosed in terms of Regulation 33 of the SEBI (Listing Obligations and Disclosure Requirements) Regulations, 2015 including the manner in which it is to be disclosed, or that it contains any material misstatement.

**For DRA & Co.  
Chartered Accountants**

FRN 006476N



M.No.418577

Place: Kanpur

Date:07.11.2017