



Ruchi

Strips & Alloys Ltd.

501, Mahakosh House, 7/5, South Tukoganj,
Nath Mandir Road, Indore - 452001. INDIA.
Phone : +91 731 2518124-25-26.
Fax : +91 731 2518127.
CIN : L27100MH1987PLC142326

RSAL/BSE/22/2017-18

November 25, 2017

To,
BSE Limited
Phiroze Jeejeebhoy Towers,
Rotunda Building, Dalal Street,
Mumbai – 400 001

Dear Sir/Madam,

Sub.: Outcome of the Board Meeting dated November 25, 2017

Pursuant to the provisions of Regulation 33 and Regulation 30 of Securities Exchange Board of India (Listing Obligations and Disclosure Requirement) Regulations, 2015, please find enclosed herewith the Un-audited Standalone Financial Results of the Company for the quarter and half year ended September 30, 2017 as approved and taken on record by the Board of Directors of the Company in its Meeting held today i.e. November 25, 2017.

Also enclosed is the Limited Review Report issued by the Statutory Auditors of the Company.

The meeting was commenced at 12.00 Noon and concluded on 4.30 PM.

The aforesaid documents are also placed on the website of the Company at www.ruchistrips.com.

Kindly take the same on record.

Thank you.

Yours truly,

For Ruchi Strips and Alloys Limited

Parag Gupta
Company Secretary
M. No. A50725



RUCHI STRIPS AND ALLOYS LIMITED

Regd. Off.: 611, Tulsiani Chambers, Nariman Point, Mumbai – 400 021


E-mail: investor@ruchistrrips.com Website: www.ruchistrrips.com

Phone No.: 022-22851303 Fax: 022-22823177

CIN: L27100MH1987PLC142326

Rs in Lacs

STATEMENT OF STANDALONE UNAUDITED FINANCIAL RESULTS FOR THE QUARTER AND HALF YEAR ENDED SEPTMBER 30, 2017						
Particulars	Three months ended			HALF YEAR		Year ended
	30.09.2017	30.06.2017	30.09.2016	30.09.2017	30.09.2016	31.03.2017
	Unaudited	Unaudited	Unaudited	Unaudited	Unaudited	Audited
1 Revenue From Operations	3.86	15.94	504.25	19.80	1,031.04	1,549.40
2 Other Income	0.31	0.54	0.41	0.85	2.70	5.16
3 Total Income (1+2)	4.17	16.48	504.66	20.65	1,033.74	1,554.56
4 EXPENSES :-						
(a) Cost of materials consumed	-	-	-	-	-	-
(b) Purchases of stock-in-trade	-	-	490.10	-	999.46	1,484.14
(c) Change in inventories of finished goods,work-in-progress and stock-in-trade	-	-	-	-	-	-
(d) Excise Duty on Sales	-	-	-	-	-	-
(e) Employee benefits expenses	7.98	9.26	8.80	17.24	17.85	36.56
(f) Finance costs	0.03	0.05	0.04	0.08	0.09	0.02
(g) Depreciation and amortisation expenses	0.01	-	0.01	0.01	0.01	0.01
(h) Other expenses	10.56	5.57	9.87	16.13	15.07	27.09
Total Expenses (a to h)	18.58	14.88	508.82	33.46	1,032.48	1,547.82
5 Profit/(Loss) before tax (3-4)	(14.41)	1.60	(4.16)	(12.81)	1.26	6.74
6 Tax expense :						
(1) Current Tax	(0.05)	0.05	(0.61)	-	0.42	1.27
(2) Deferred Tax	-	-	-	-	-	-
(3) Income tax for earlier year	-	-	-	-	(0.15)	(0.13)
Total Tax Expense (6)	(0.05)	0.05	(0.61)	-	0.27	1.14
7 Net Profit/(Loss) for the period (5-6)	(14.36)	1.55	(3.55)	(12.81)	0.99	5.60
8 Other Comprehensive Income						
(A) (i) Items that will not be reclassified to profit or loss						
(a) Remeasurements of the defined benefit plans	1.03	0.54	-	1.57	-	0.11
(b) Income tax relating to items that will not be reclassified to profit or loss						
(B) (i) Items that may be reclassified to profit or loss						
Income tax relating to items that will be reclassified to profit or loss						
9 Total Comprehensive Income for the period (7+8)	(13.33)	2.09	(3.55)	(11.24)	0.99	5.71
10 Paid-up equity share capital(face value Rs 10/-each)	5,001.28	5,001.28	5,001.28	5,001.28	5,001.28	5,001.28
11 Basic /Diluted Earnings Per Share Before and After Extraordinary Items (Not annulised)						
(1) Basic (in Rs.)	(0.03)	0.00	(0.01)	(0.03)	0.00	0.01
(2) Diluted (in Rs.)	(0.03)	0.00	(0.01)	(0.03)	0.00	0.01



RUCHI STRIPS AND ALLOYS LIMITED


Regd.off,611,Tulsiani Chambers Nariman point Mumbai-400021

E-mail: investors@ruchistrips.com Website: www.ruchistrips.com

CIN - L27100 MH 1987 PLC 142326

STATEMENT OF ASSETS AND LIABILITIES

Particulars	(Rs. In Lacs)	
	As at 30th Sept. 2017	As at 30th Sept. 2016
II.ASSETS		
Non-current assets		
(a)Property,Plant and Equipment	0.05	0.06
(b)Financial assets		
(i) Investments	15.00	15.00
(ii) Long term loans and advances	24.34	20.47
	39.39	35.53
Current assets		
(a) Inventories	-	-
(b)Financial assets		
(i) Trade receivables	1098.63	1700.98
(ii) Cash and Cash equivalents	68.95	32.96
(iii) Cash and Cash equivalents	9.24	8.67
(iv) loans and advances	62.69	55.13
(c)Other current assets	0.97	1.05
	1240.48	1798.79
Total Assets	1279.87	1834.32
I. EQUITY AND LIABILITIES		
(1) Shareholders' Funds		
(a) Share Capital	5,001.28	5,001.28
(b) Reserves and Surplus	(4,822.83)	(4,816.30)
	178.45	184.98
(2) Non-Current Liabilities		
Financial liabilities		
Long Term Provisions	0.36	0.39
	0.36	0.39
(3) Current Liabilities		
(a) Financial liabilities		
(i) Trade payables	1,053.35	1,607.70
(ii) Other financial liabilities	36.70	25.58
(b) Other current liabilities	11.01	15.67
	1101.06	1648.95
Total liabilities	1279.87	1,834.32



NOTES :


- 1 The unaudited financial results for the period ended 30th September, 2017 were reviewed by the Audit committee at its meeting held on November 25, 2017 and approved at the meeting of Board of Directors on that date. The statutory auditors of the company have carried out limited review of these results in terms of Regulation 33 of SEBI (Listing obligations and Disclosure requirements) Regulation, 2015
- 2 The Company has adopted Indian Accounting Standard (Ind AS) from April 1, 2017 and accordingly these financial results have been prepared in accordance with the recognition and measurement principles let down in IND AS 34 Interim Financial Reporting prescribed under Section 133 of the Companies Act, 2013 read with the relevant rules issued thereunder and other accounting principles generally accepted in India. Financial Results for all the periods presented have been prepared in accordance with the recognition and measurement principles of Ind AS 34.
- 3 The Company has extended Gurantee to various banks on Behalf of its subsidiary, i.e. RSAL Steel Private Limited, amounting to Rs. 241.48 crores and 25 Crores (F.Y 2016-17 Rs. 241.48 Cr. & Rs. 25 Cr.) for working capital facilities and working capital term loan respectively. Deemed cost of gurantee has not been accounted as the Subsidiary had negative net worth as on 1st april 2016 and Net investment in subsidiary has been written off by the company.
- 4 Reconciliation of the standalone financial results ended March 31, 2017 to those reported under previous Generally Accepted Accounting Principles (GAAP) are summarised as follows :


Particulars	Year Ended on March 31, 2017 (Rs., In Lacs)	Half Year ended September 30,2016 (Rs., In Lacs)	Quarter ended September 30,2016(Rs., In Lacs)
Profit After Tax as Reported under Previous GAAP	5.71	0.99	-3.55
Actuarial gains on gratuity from classified from profit and loss to other Comprehensive income	-0.16	-	-
Taxation Imapcts on Ind AS adjustments	0.05	-	-
Profit After Tax as reported under IND AS	5.60	0.99	-3.55
Other Comprehensive Income / Expenses (Net of Taxes)	0.11	-	-
Total Comprehensive Income as reported under Ind AS	5.71	0.99	-3.55

- 5 The figures for the previous period / year have been regrouped / reclassified / rearranged , wherever necessary, to corospond with the current periods classificcate / disclosure.

Place Indore
Date November 25, 2017

For Ruchi Strips and Alloys Limited


Umesh Shaha
Chairman
DIN NO 00061312





A. Gattani & Associates
Chartered Accountants

H.O. : 121, Bhawani Road, Sanawad-451111

B.O. : 260, Usha Nagar Extension, Indore -452009

98260 24833, 94066 16513, 0731-2483357

Email : gattaniaelok1111@rediffmail.com

To
The Board of Directors of
Ruchi Strips and Alloys Limited


Limited Review Report

We have reviewed the accompanying statement of Unaudited Standalone Financial Results of Ruchi Strips and Alloys Limited (the Company) for the quarter and half year ended September 30, 2017, being submitted by the Company pursuant to the requirement of Regulation 33 of the SEBI (Listing Obligations and Disclosure Requirements) Regulations, 2015 read with SEBI circular No. CIR/CFD/FAC/62/2016/ dated July 5, 2016. This statement is the responsibility of the Company's Management and has been approved by the Board of Directors at its meeting held on November 25, 2017. Our responsibility is to issue a report on these financial results based on our review.

We conducted our review in accordance with the Standard on Review Engagement (SRE 2410) "Review of Interim financial information performed by the independent auditor of the Entity" issued by the Institute of Chartered Accountants of India. This standard requires that we plan and perform review to obtain moderate assurance as to whether the financial statements are free of misstatements. A review is limited primarily to enquiries of Company personnel and analytical procedures applied to financial data and thus provide less assurance than an audit. We have not performed the audit and accordingly, we do not express any audit opinion.

Based on our review as conducted above, nothing has come to our attention that causes us to believe that the accompanying statement of unaudited standalone quarterly/half yearly financial results prepared in accordance with the Companies (Indian Accounting Standards) Rules, 2015 (Ind AS) prescribed under Section 133 of the Companies Act, 2013 and other recognized accounting practices and policies generally accepted in India, has not disclosed the information required to be disclosed in terms of regulation 33 of SEBI (Listing obligations and disclosure requirements) Regulation, 2015, read with SEBI circular No. CIR/CFD/FAC/62/2016/ dated July 5, 2016 including the manner in which it is to be disclosed, or that it contains any material misstatement.

For A. Gattani & Associates
Chartered Accountants
(Firm Reg. No. 003521C)



CA Alok Gattani
(Partner)
M.No. 72624

Date : November 25, 2017
Place: Indore