

Vimta Labs Limited
Registered Office
142, IDA Phase II, Cherlapally
Hyderabad-500 051, India
T : +91 40 2726 4141
F : +91 40 2726 3657



VLL\10\S-004\2017\
Date : 01.12.2017

B S E Limited
P J Towers, Dalal Street
Mumbai: 400001

Attn : Listing Centre

Scrip Code No.524394.

Asst Vice President
National Stock Exchange of India Limited
"Exchange Plaza", Bandra
Kurla Complex, Bandra (E)
Mumbai – 400 0051

Kind Attn: Mr. K Hari.

Trading Symbol : VIMTA LABS

Dear Sir,

Pursuant to Regulation 33 of SEBI (Listing obligations and disclosure requirements) 2015, please find enclosed herewith unaudited Financial Results for the 2nd Quarter ended September 30, 2017 along with Limited Review Report.

Copy of the Unaudited Financial results are also posted on the company's website i.e. <http://www.vimta.com/financials>.

Abridged financial are being published in the news papers (copy enclosed)

This is for your information and records.

Thanking you,


Yours faithfully,
for **VIMTA LABS LIMITED**

A handwritten signature in black ink, appearing to read "A Venkata Ramana".

A VENKATA RAMANA
Company Secretary

Encl: as above.

Vimta Labs Limited 142, IDA, Phase II, Cherlapally, Hyderabad - 500 051, India T: +91 40 2726 4141, E: mdoffice@vimta.com, URL: www.vimta.com, CIN: L24110TG1990PLC011977 STATEMENT OF UNAUDITED FINANCIAL RESULTS FOR THE QUARTER AND HALF YEAR ENDED SEPTEMBER 30, 2017 (All amounts in lakhs of Rs. unless otherwise stated)						
Particulars	Quarter ended			Half year ended		Year ended
	30.09.2017 (Unaudited)	30.06.2017 (Unaudited)	30.09.2016 (Unaudited)	30.09.2017 (Unaudited)	30.09.2016 (Unaudited)	31 March 2017 (Unaudited)
1 Revenue from operations						
(a) Revenue from operations	4,265.52	3,903.70	3,763.28	8,169.22	7,483.85	15,384.81
(b) Other income	46.80	32.45	17.58	79.25	30.98	94.11
Total revenues	4,312.32	3,936.15	3,780.86	8,248.47	7,514.83	15,478.92
2 Expenses						
(a) Cost of materials consumed and testing expenditure	1,163.97	1,250.21	1,327.43	2,414.18	2,605.71	5,069.54
(b) Employee benefits expense	1,250.49	1,230.75	1,111.62	2,481.24	2,117.81	4,634.57
(c) Finance costs	138.73	127.80	48.90	266.53	89.79	208.71
(d) Depreciation and amortisation expense	337.62	334.49	235.97	672.11	474.31	962.99
(e) Other expenses	662.94	826.74	709.66	1,489.68	1,421.93	2,950.64
Total expenses	3,553.75	3,769.99	3,433.58	7,323.74	6,709.55	13,826.45
3 Profit before tax (1-2)	758.57	166.16	347.28	924.73	805.28	1,652.47
4 Tax expense						
(a) Current tax	274.47	44.53	117.39	319.00	283.13	613.89
(b) Deferred tax	26.97	15.39	12.64	42.36	20.30	(5.30)
(c) Taxes for earlier years	23.96	-	(0.73)	23.96	(0.73)	(14.67)
Total tax expense	325.40	59.92	129.30	385.32	302.70	593.92
5 Profit for the period / year (3-4)	433.17	106.24	217.98	539.41	502.58	1,058.55
6 Other comprehensive income						
Items that will not be reclassified subsequently to Profit or loss:						
(a) Re-measurements of the net defined benefit liability	(20.69)	(20.69)	(20.69)	(41.38)	(41.38)	(82.75)
(b) Income tax relating to the items	7.16	7.16	7.16	14.32	14.32	28.64
Total Other Comprehensive Income (Net of Tax)	(13.53)	(13.53)	(13.53)	(27.06)	(27.06)	(54.11)
7 Total comprehensive income (5+6)	419.64	92.71	204.45	512.35	475.52	1004.44
8 Paid-up equity share capital	442.16	442.16	442.16	442.16	442.16	442.16
9 Other equity						13,172.61
10 Earnings per equity share (face value of ₹2 per share)						
(a) Basic	1.96	0.48	0.99	2.44	2.27	4.79
(b) Diluted	1.96	0.48	0.99	2.44	2.27	4.79

Shruti V.


Statement of Assets and Liabilities

(All amounts in lakhs of Rs. unless otherwise stated)

Particulars	As at	
	30.09.2017 (Unaudited)	31.03.2017 (Unaudited)
A. Assets		
1. Non-current assets		
Property, plant and equipment	11,571.41	8,833.65
Capital work-in-progress	2,533.03	5,287.91
Financial assets		
- Loans	289.25	282.93
Other non-current assets	470.89	777.53
Total non-current assets	14,864.58	15,182.02
2. Current assets		
Inventories	1,497.85	1,520.97
Financial assets		
- Trade receivables	4,988.68	4,242.27
- Loans	41.74	44.63
- Cash and cash equivalents	94.45	62.49
- Bank balances other than above	65.24	63.12
- Other financial assets	5.11	8.57
Other current assets	848.93	1,044.01
Total current assets	7,542.00	6,986.06
Total assets	22,406.58	22,168.08
B. Equity and liabilities		
1. Equity		
Share capital	442.16	442.16
Other equity	13,684.95	13,172.60
Total equity	14,127.11	13,614.76
2. Non-current liabilities		
Financial liabilities		
- Borrowings	1,505.34	1,808.13
- Other financial liabilities	-	60.00
Provisions	585.13	552.21
Other non-current liabilities	179.95	66.44
Deferred tax liabilities, net	146.86	118.82
Total non-current liabilities	2,417.28	2,605.60
3. Current liabilities		
Financial liabilities		
- Borrowings	2,212.79	1,940.46
- Trade payables	1,313.31	1,527.41
- Other financial liabilities	2,021.26	2,312.27
Provisions	9.62	8.16
Other current liabilities	305.21	159.42
Total current liabilities	5,862.19	5,947.72
Total equity and liabilities	22,406.58	22,168.08

Shri V. V. V.


Notes to the results:

1. The above unaudited financial results for the quarter and half year ended September 30, 2017 have been reviewed by the Audit Committee of the Board of Directors and taken on record at the meeting of Board of Directors held on 1 December 2017 and the limited review of the same has been carried out by the auditors.
2. Effective April 1, 2017, the Company has adopted Indian Accounting Standards (Ind AS) as prescribed under Section 133 of the Companies Act, 2013 read with rule 3 of the Companies (Accounting Standards) Rules, 2015 and Securities Exchange Board of India (SEBI) circular no. CR/CFD/FAC/62/2016 dated July 5, 2016. Accordingly, the aforesaid financial results have been prepared in accordance with the recognition and measurement principles laid down under Ind AS 34, Interim Financial Reporting. Consequently, the financial results for the above comparable periods have been restated to comply with Ind AS.
3. The Ind AS compliant financial results and other financial information pertaining to corresponding quarter and six months period ended September 30, 2016 and year ended March 31, 2017, have been compiled by the management after making necessary adjustment in accordance with Ind AS and the management has exercised necessary due diligence to ensure that the said comparative results provide a true and fair view of its affairs. This has not been subject to any limited review or audit.
4. Reconciliation between net profit reported in accordance with Indian GAAP (previous GAAP) and Ind AS for the quarter and half year ended September 30, 2016 and for the year ended March 31, 2017 is as follows:

(All amounts in lakhs of Rs. unless otherwise stated)

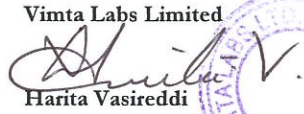
Particulars	Quarter ended	Half year ended	Year ended
	30.09.2016	30.09.2016	31.03.2017
Net profit after tax reported as per previous GAAP	204.45	475.52	1,004.44
Re-measurement of actuarial loss on defined benefit plan, net of tax	13.53	27.06	54.11
Net profit after tax for the period / year as per Ind AS	217.98	502.58	1,058.55
Other Comprehensive income			
Re-measurement of actuarial loss on defined benefit plan, net of tax	(13.53)	(27.06)	(54.11)
Total comprehensive income as per Ind AS	204.45	475.52	1,004.44


5. Reconciliation of total equity as at March 31, 2017

Particulars	As at
	31.03.2017
Equity under previous GAAP	13,614.76
Adjustments	-
Equity under Ind AS	13,614.76

Place: Hyderabad
Date: 01.12.2017

For and on behalf of the Board of Directors of
Vimta Labs Limited


Harita Vasireddi
Managing Director



LIMITED REVIEW REPORT

Review Report to the Board of Directors of VIMTA LABS LIMITED


We have reviewed the accompanying statement of unaudited financial results of M/s VIMTA LABS LIMITED, for the quarter ended 30-09-2017 and the year to date results for the period from 1st April 2017 to 30th September 2017. This statement is the responsibility of the Company's Management and has been approved by the Board of Directors. Our responsibility is to issue a report on these financial statements based on our review.

We conducted our review in accordance with the Standard on Review Engagement (SRE) 2410, Review of Interim Financial Information performed by the Independent Auditor of the Entity, issued by the Institute of Chartered Accountants of India. This standard requires that we plan and perform the review to obtain moderate assurance as to whether the financial statements are free of material misstatement. A review is limited primarily to inquiries of company personnel and analytical procedures applied to financial data and thus provide less assurance than an audit. We have not performed an audit and accordingly, we do not express an audit opinion.

Based on our review conducted as above, nothing has come to our attention that causes us to believe that the accompanying statement of unaudited financial results prepared in accordance with applicable Indian Accounting Standards specified under Section 133 of the Companies Act, 2013 read with SEBI circulars CIR/CFD/CMD/15/2015 dated 30th November 2015 and CIR/CFD/FAC/62/2016 dated 5th July 2016, and other recognized accounting practices and policies has not disclosed the information required to be disclosed in terms of Regulation 33 of the SEBI (Listing Obligations and Disclosure Requirements) Regulations, 2015 including the manner in which it is to be disclosed, or that it contains any material misstatement.

Place: Hyderabad
Date: 01-12-2017

for GATTAMANENI & CO.
Chartered Accountants
(Firm Regn.No.9303S)


G. SRINIVASARAO
Partner
ICAI Ms. No.210535

Vimta Labs Limited
Plot Nos. 141/2 & 142, IDA, Phase - II, Cherlapally, Hyderabad - 500 051
Statement of unaudited financial results for the quarter / half year ended September 30, 2017

(All amounts in lakhs of Rs. unless otherwise stated)

S No.	Particulars	Quarter ended			Half-year ended		Year ended 31.03.2017 (Unaudited)
		30.09.2017 (Unaudited)	30.06.2017 (Unaudited)	30.09.2016 (Unaudited)	30.09.2017 (Unaudited)	30.09.2016 (Unaudited)	
1	Total income from Operations	4312.32	3936.15	3780.36	8248.47	7514.83	15478.92
2	Net Profit/(Loss) for the period (before tax, exceptional and / Extra ordinary items)	758.57	166.16	347.28	924.73	805.28	1652.47
3	Net Profit / (Loss) for the period before tax (after exceptional and / or Extra ordinary items)	758.57	166.16	347.28	924.73	805.28	1652.47
4	Tax expense	325.40	59.92	129.30	385.32	302.70	593.92
5	Net Profit / (Loss) for the period after tax	433.17	106.24	217.98	539.41	502.58	1058.55
6	Total comprehensive Income for the period (comprising profit / (Loss) for the period (after tax) and other Comprehensive Income (after tax))	419.64	92.71	204.45	512.35	475.52	1004.44
7	Paid up Equity Share Capital (face value of Rs.2/- each)	442.16	442.16	442.16	442.16	442.16	442.16
8	Other equity						13172.16
9	Earnings per share (before and after extra ordinary items) (Face value of Rs.2/- each) (EPS for the quarter/half year not annualised)						
	a) Basic	1.96	0.48	0.99	2.44	2.27	4.79
	b) Diluted	1.96	0.48	0.99	2.44	2.27	4.79

Notes to the results:

- The above unaudited financial results for the quarter and half year ended September 30, 2017 have been reviewed by the Audit Committee of the Board of Directors and taken on record at the meeting of Board of Directors held on December 01, 2017 and the limited review of the same has been carried out by the auditors.
- Effective April 01, 2017, the Company has adopted Indian Accounting Standards (Ind AS) as prescribed under Section 133 of the Companies Act, 2013 read with rule 3 of the Companies (Accounting Standards) Rules, 2015 and Securities Exchange Board of India (SEBI) circular no. CR/CFD/FAC/62/2016 dated July 05, 2016. Accordingly, the aforesaid financial results have been prepared in accordance with the recognition and measurement principles laid down under Ind AS 34, Interim Financial Reporting. Consequently, the financial results for the above comparable periods have been restated to comply with Ind AS.
- The Ind AS compliant financial results and other financial information pertaining to corresponding quarter and six months period ended September 30, 2016 and year ended March 31, 2017, have been compiled by the management after making necessary adjustment in accordance with Ind AS and the management has exercised necessary due diligence to ensure that the said comparative results provide a true and fair view of its affairs. This has not been subject to any limited review or audit.
- Reconciliation between net profit reported in accordance with Indian GAAP (previous GAAP) and Ind AS for the quarter and half year ended September 30, 2016 and for the year ended March 31, 2017 is as follows:

(All amounts in lakhs of Rs. unless otherwise stated)

Particulars	Quarter ended 30.09.2016	Half year ended 30.09.2016	Year ended 31.03.2017
Net profit after tax reported as per previous GAAP	204.45	475.52	1,004.44
Re-measurement of actuarial loss on defined benefit plan, net of tax	13.53	27.06	54.11
Net profit after tax for the period / year as per Ind AS	217.98	502.58	1,058.55
Other Comprehensive income			
Re-measurement of actuarial loss on defined benefit plan, net of tax	(13.53)	(27.06)	(54.11)
Total comprehensive income as per Ind AS	-	204.45	475.52
			1,004.44

5. Reconciliation of total equity as at March 31, 2017

Particulars	As at 31.03.2017
Equity under previous GAAP	13,172.61
Adjustments	-
Equity under Ind AS	13,172.61

- The management has assessed the identification of reportable segments in accordance with the requirements of Ind AS-108, Operating Segment and believes that the Company has only one reportable segment namely "Contract Research and Testing Services".
- The above is an extract of detailed format of Quarterly Financial Results filed with the Stock Exchanges under Regulation 33 of the SEBI (Listing and Other Disclosure Requirements) Regulations, 2015. The full format of the Quarterly Financial Results are available on the Stock Exchange websites, www.nseindia.com and www.bseindia.com and on the Company's website www.vimta.com.

Place: Hyderabad
Date: 01.12.2017

For and on behalf of the Board of Directors of
Vimta Labs Limited


Harita Vasireddi
Managing Director

