

COMPUCOM

Software Limited

IT: 14-15 EPIP, RIICO Industrial Area,
Sitapura, Jaipur -302022 (India)
Tel. 91-141-2770131, 5115901-02
Fax: 91-141-2770335, 5115905
E-mail: cs@compucom.co.in
CIN:-L72200RJ1995PLC009798

No.: CSL/BSE/NSE/CSE/17-18/

Date: 12.12.2017

To,
The Manager,
Department of Corporate Services,
BSE Limited,
1st Floor, Rotunda Building, P.J. Tower,
Dalal Street, Mumbai-400001
Fax no. (022) 22723719/22722039/2041
Email- corp.compliance@bseindia.com
Stock Code: COMPUSOFT

To,
The Manager,
National Stock Exchange of India Ltd.
Exchange Plaza, Plot no. C/1, G Block,
Bandra-Kurla Complex Bandra (E)
Mumbai - 400 051
Fax No. (022) 26598237/38
Email- cmlist@nse.co.in

TO,
THE MANAGER,
The Calcutta Stock Exchange Limited
7, Lyons Range, Kolkata: 700001
Scrip Code: 13335

Sub: - Outcome of Board Meeting held on Tuesday, 12th December, 2017 pursuant to Regulation 30 of the Securities and Exchange Board of India (Listing Obligations and Disclosure Requirements) Regulations, 2015 ("Listing Regulations").

Dear Sir/Ma'am,

The Board of Directors in their 03/2017-18 meeting held on Tuesday, 12th December, 2017 at the registered office of the Company at IT-14-15, EPIP, RIICO Industrial Area, Sitapura which commenced on 5:30 p.m. and concluded at 7:25 p.m., inter alia transacted following business:

1. Considered and approved the Unaudited Standalone financial results of the company for the quarter / half year ended on 30th September, 2017 along with the statement of assets and liabilities as on 30th September, 2017 pursuant to Regulation 33 of Listing Regulations (enclosed herewith).
Furthermore, the extract of the financial results would also be published in the newspapers in compliance with Regulation 47 of Listing Regulations;
2. Took on record the Limited Review Report on the Unaudited Financial Results for the quarter/half year ended on 30th September, 2017 (enclosed herewith).

Further, in accordance with the Securities & Exchange Board of India (Prohibition of Insider Trading) Regulations, 2015 and Company's Code of conduct for Prohibition of Insider Trading, the "Trading Window" for trading in the shares of the Company will open from 15th December, 2017 for the Directors and Key Management Personnel / Designated Employees / Connected Persons of the Company.

You are requested to take note of above and inform all concerned accordingly.

Thanking You,
For Compucom Software Limited

Swati Jain
(Swati Jain)
Company Secretary & Compliance Officer

Encl: A/a



Compucom Software Limited


Regd. Office: IT 14-15, EPIP, SITAPURA, JAIPUR-302022

UNAUDITED FINANCIAL RESULTS FOR THE QUARTER/ HALF YEAR ENDED ON SEPTEMBER 30, 2017

email:cs@compucom.co.in,website:www.compucom.co.in, CIN: L72200RJ1995PLC009798

Rs. (in Lacs)

Particulars	Standalone (India Operations)				
	Quarter Ended			Half Year ended	
	30-Sep-17	30-Jun-17	30-Sep-16	30-Sep-17	30-Sep-16
	Unaudited	Unaudited	Unaudited	Unaudited	Unaudited
I. Income From Operations	1,277.15	1,308.43	1,314.77	2,585.58	2,643.83
II Other income	52.22	46.85	38.88	99.07	84.86
III Total income (I+II)	1,329.37	1,355.28	1,353.65	2,684.65	2,728.69
IV. Expenses					
a) Employee benefit expenses	126.42	126.60	120.98	253.02	239.65
b) Finance costs	16.78	25.34	63.46	42.12	115.50
c) Depreciation	335.27	365.33	367.27	700.60	734.42
d) Learning Solution Execution Charges	331.47	259.78	241.14	591.25	518.19
e) Provision for bad debts and SLA deductions					
f) Other expenditure	64.72	68.24	59.94	132.97	125.76
Total Expenses	874.66	845.29	852.79	1,719.96	1,733.52
V Profit before exceptional items and tax (III-IV)	454.71	509.99	500.86	964.69	995.17
VI) Exceptional Items					
VII Profit before extraordinary items and tax (V-VI)	454.71	509.99	500.86	964.69	995.17
VIII Extraordinary Items					
IX Profit before tax (VII-VIII)	454.71	509.99	500.86	964.69	995.17
X Tax Expenses					
a) Current Tax	238.45	250.76	240.40	489.22	427.93
a) Deferred Tax	(85.82)	(78.60)	(62.17)	(164.41)	(76.22)
c) Tax Expense relating to earlier years (Net)					
XI Profit/(Loss) for the period from continuing operations (IX-X)	302.08	337.83	322.63	639.88	643.46
XII Profit/(Loss) from discontinued operations					
XIII Tax Expense of discontinued operations					
XIV Profit /Loss from discontinued operations (after tax) (XII-XIII)					
XV Profit/(Loss) for the period (XI+XIV)	302.08	337.83	322.63	639.88	643.46
XVI Other Comprehensive Income					
XVII) Total Comprehensive Income (XV+XVI)	302.08	337.83	322.63	639.88	643.46
Earning per share					
(1) Basic	0.38	0.43	0.41	0.81	0.81
(1) Diluted	0.38	0.43	0.41	0.81	0.81
Paid-up Equity Capital (F.V. Rs 2/- each)	1,582.50	1,582.50	1,582.50	1,582.50	1,582.50
Public shareholding					
- Number of shares (in lakhs)	243.52	240.39	215.36	243.52	215.36
- Percentage of Shareholding	30.78	30.38	27.22	30.78	27.22
1. Promoters and promoter group Shareholding **					
a) Pledged/Encumbered					
- Number of shares	0.00	0.00	0.00	0.00	0.00
- Percentage of shares (as a % of the total shareholding of promoter and promoter group)	0.00	0.00	0.00	0.00	0.00
- Percentage of shares (as a % of the total share capital of the company)	0.00	0.00	0.00	0.00	0.00
b) Non-encumbered					
Number of Shares (In Lacs)	547.73	550.86	575.89	547.73	575.89
- Percentage of shares (as a % of the total shareholding of promoter and promoter group)	100	100.00	100	100	100
- Percentage of shares (as a % of the total share capital of the company)	69.22	69.62	72.78	69.22	72.78
2. Investor Complaints:					
Pending at the beginning of the quarter	NIL				
Received during the quarter	NIL				
Disposed off during the quarter	NIL				
Remaining unresolved at the end of the quarter	NIL				
Segmentwise revenue, results and capital employed					
Segment Revenue					
- Software & E-Governance Services	101.76	118.21	151.36	219.97	308.13
- Learning Solutions	1,131.71	1,134.94	1,106.00	2,266.65	2,212.19
- Wind Power Generation	43.68	55.28	57.41	98.96	123.51
Total Segment Revenue	1,277.15	1,308.43	1,314.77	2,585.58	2,643.83
Other income (net)	49.84	46.85	38.07	96.69	83.58
Total Revenue	1,326.99	1,355.28	1,352.84	2,682.27	2,727.41
Segment net profit					
- Software Services	29.55	43.66	79.41	73.20	169.43
- Learning Solutions	359.81	404.37	366.89	764.18	700.94
- Wind Power Generation	20.56	22.74	25.06	43.29	58.59
Total Segment profit	409.92	470.77	471.36	880.67	928.96
Other income	52.22	46.85	38.88	99.07	84.86
Total profit	462.14	517.62	510.24	979.74	1,013.82
Unallocable expenses	7.43	7.63	9.38	16.05	18.65
Profit before tax	454.71	509.99	500.86	964.69	995.17
Segment capital employed (See note 7)	NA	NA	NA	NA	NA



Signature

Statement of Assets and Liabilities

Particulars	Standalone
	Financial Results
	Half Year ended
	30-Sep-17
	Unaudited
ASSETS	
Non-current assets	
a.) Property, Plant & Equipments	2,509.49
b.) Capital work in progress	4.68
c.) Intangible Assets	3.15
d.) Financial Assests	
Investments	966.73
e.) Deferred tax assets (net)	581.43
f.) Other non-current assets	1,515.57
Total-Non-current assets	5,581.05
Current assets	
a.) Financial Assests	
i.) Trade receivables	6,189.29
ii.) Cash and cash equivalents	2,903.46
b.) Other current assets	1,763.40
Total-Current assets	10,856.15
TOTAL - ASSETS	16,437.20
EQUITY AND LIABILITIES	
Equity	
a.) Equity Share Capital	1,582.50
b.) Other Equity	11,569.38
Total- Equity	13,151.88
Liabilities	
Non-current Liabilities	
a.) Financial Liabilities	
i.) Trade Payables	577.04
ii.) Other Financial Liabilities	48.82
b.) Provisions	69.59
Total-Non-current liabilities	695.45
Current liabilities	
a.) Financial Liabilities	
i.) Borrowings	155.38
ii.) Trade payables	110.85
b.) Other current liabilities	602.81
c.) Provisions	1,720.83
Total Current liabilities	2,589.87
TOTAL-EQUITY AND LIABILITIES	16,437.20

NOTES:

1. The above results have been reviewed by the Audit Committee, approved and taken on record by the Board of Directors of the Company at its meeting held on December 12, 2017. A limited review of the same has also been carried out by the Statutory Auditors of the Company.

2. Transition to Ind AS

The Company has adopted Indian Accounting Standard (Ind AS) prescribed under section 133 of the Companies Act, 2013 read with relevant rules issued thereunder. The date of transition into Ind AS is April 1, 2016 and accordingly, these unaudited standalone financial results have been prepared in accordance with the recognition and measurement principles in Ind AS 34 - 'Interim Financial Reporting' and other accounting principles generally accepted in India. The impact of transition has been accounted for in the opening reserves and the comparative period figures have been reinstated accordingly.

3. A reconciliation of the financial results to those reported under previous Generally Accepted Accounting Principles (GAAP) are summarised as follows:-

Profit reconciliation				
S. No	Particulars	Note ref	Quarter ended	Half Year ended
			30-09-16	30-09-16
	Net Profit/ reserve as per Accounting Standard		321.81	642.18
1	Fair Value Adjustment of Investment	a	0.81	1.28
2	Employee Benefits- Acturial Gains/ Losses	b		0.00
3	Other Expenses	c	0.00	0.00
	Total		0.81	1.28
	Net Profit/ reserve as per Ind AS		322.63	643.46

a) Under Accounting Standard, investments were measured at lower of cost or net realizable value. Under Ind AS such financial assets are recognized and measured at fair value. Impact of fair value changes as on the date of transition i.e. 01-04-2016, is recognized in Reserves & Surplus and changes thereafter are recognised in Profit and Loss Account or Other Comprehensive Income, as the case may be.

b) Employee benefits- Actuarial gains and losses on defined benefit plans: Under Accounting Standard all actuarial gains and losses were recognised in Profit and Loss Account, under Ind AS these are recognised in Other Comprehensive Income.

c) Provision for Diminution of Investments has been written back in the Profit and Loss Account as the Investments are now measured at fair value.

4. The statement does not include Ind As compliant statement of results and statement of assest and liabilities for the previous year ended March 31, 2017 as the same are not mandatory as per SEBI circular dated July 5, 2016

5. Previous periods figures have been regrouped/rearranged wherever necessary.

6. There is a possibility that these quarterly results may require adjustment before constituting the final Ind AS financial statements as of and for the year ended March 31, 2018 due to changes in financial reporting requirements arising from new or revised standards or interpretations issued by MCA or changes in the use of one or more optional exemptions from full retrospective application as committed under Ind AS 101.

7. Segregation of capital employed between segments (except wind power generation segment, wherein the capital employed is Rs. 1,608 lacs) is not practicable as most of the fixed assets and liabilities are not identifiable with particular segments and are used interchangeably.

Place: Jaipur

Date : December 12, 2017


For Compucom Software Limited

Surendra Kumar Surana

Managing Director

DIN : 00340866

Results can also be seen on company's website www.compucom.co.in



Surendra Kumar Surana



SAPRA & CO.
CHARTERED ACCOUNTANTS

6/389, SFS, MANSAROVAR, JAIPUR (RAJ.)-302020
CONTACT NO. : +919929032250, E-MAIL: sapraop@rediffmail.com

LIMITED REVIEW REPORT

To
The Board of Directors
Compucom Software Limited
IT 14-15, EPIP Sitapura,
Jaipur


Sub: Unaudited Financial Results for the quarter ended on September 30 , 2017.
Ref: Limited Review of Financial Results

We have reviewed the accompanying statement of Unaudited Financial Results of **Compucom Software Limited** ("the Company") for the quarter ended on **september 30, 2017** ("the Statement") together with notes there on ("the Statement"). The statement has been prepared by the company pursuant to regulation 33 of the Securities and Exchange Board of India (Listing Obligations and Disclosure Requirements) Regulations, 2015 which has been initialed by us for identification purposes. This statement is the responsibility of the Company's Management and has been approved by the Board of Directors, has been prepared in accordance with the recognition and measurement principles laid down in Indian Accounting Standard for Interim Financial Reporting (Ind AS-34), prescribed under Companies Rules, 2015 read with relevant provisions thereunder and accounting principles generally accepted in India. Our responsibility is to issue a report on these financial statements based on our review.

We conducted our review in accordance with the Standard on Review Engagement (SRE) 2410 "Review of Interim Financial Information Performed by the Independent Auditor of the Entity", issued by the Institute of Chartered Accountants of India. This standard requires that we plan and perform the review to obtain moderate assurance as to whether the Financial Statements are free of material misstatement. A review is limited primarily to inquiries of Company personnel and analytical procedures applied to financial data and thus provides less assurance than an audit. We have not performed an audit and accordingly, we do not express an audit opinion.

Based on our review conducted as stated above, nothing has come to our attention that causes us to believe that the accompanying Statement prepared in accordance with applicable Accounting Standards and other recognized accounting practices and policies has not disclosed the information required to be disclosed in terms of Regulation 33 of the SEBI (Listing Obligations and Disclosure Requirements) Regulations, 2015 including the manner in which it is to be disclosed, or that it contains any material misstatement.

Place: Jaipur
Date: December 12, 2017

FOR SAPRA & COMPANY
Chartered Accountants
FRN- 003208C

[Signature]
CA. PRAKASH SAPRA
M. No. 072372