

13th December, 2017

The Bombay Stock Exchange Ltd.
National Stock Exchange of India Limited.

Dear Sirs,

Sub: Outcome of the Board Meeting
Scrip Code Number : 531439
Name on the Bolt : Goldstone Technologies Ltd.
Scrip ID on Bolt : GOLDTECH

With reference to the cited subject matter, we would like to inform you that the Board of Directors of the Company at their meeting held on 13th December, 2017, have, inter alia,

1. Approved the Un-audited Financial Results for the Quarter ended 30.09.2017 and Statement of Assets & Liabilities as at 30.09.2017.
2. Approved the Limited Review Report submitted by the Statutory Auditors.

Please find enclosed a copy of the Un-audited Financial Results (Standalone & Consolidated) for the second quarter ended 30th September, 2017 and a copy of the Limited Review Report (Standalone & Consolidated) for the quarter.

Meeting commenced at 3.30 P.M and concluded at 04.30 P.M.

This is for your information and record.


Thanking You,

Yours faithfully,

For Goldstone Technologies Limited


Vithal V S N K Popuri
Chief Financial Officer

Encl: a/a




GOLDSTONE TECHNOLOGIES LIMITED

 Cin : L72200TG1994PLC017211 Email Id : corporate@goldstonetech.com
 9-1-83 & 84, AC Sharma Complex, S D Road Secunderabad, Ph. No 040 - 27807640, Fax +91-040-39120023
 UN-AUDITED STANDALONE FINANCIAL RESULTS FOR THE 02nd QUARTER ENDED 30th SEPTEMBER 2017

Particulars	(Rs. In Millions)					
	Quarter ending 30.09.2017	Preceding Quarter ending 30.06.2017	Corresponding Quarter ending 30.09.2016	Year to Date 30.09.2017	Year to Date 30.09.2016	Previous Year ending 31.03.2017
	Un-Audited	Un-Audited	Un-Audited	Un-Audited	Un-Audited	Audited
PART-I						
I. Revenue from operations						
II. Other income	67.76	49.62	50.44	117.38	106.30	215.12
III. Total Revenue (I + II)	2.25	0.02	0.18	2.27	0.55	3.68
IV. Expenses:	70.01	49.64	50.62	119.65	106.85	218.80
(a).Cost of software licenses	8.10	9.76	7.64	17.86	18.35	36.26
(b).Employee benefits expenses	40.61	38.08	38.97	78.69	76.17	151.67
(c).Finance costs	0.72	0.57	0.21	1.29	0.27	0.80
(d).Depreciation and amortization expenses	0.93	0.93	0.98	1.86	1.89	45.51
(e).Other expenses	5.57	7.76	5.81	13.33	11.32	25.55
Total Expenses	55.93	57.10	53.61	113.03	108.00	259.79
V. Profit before exceptional Items and tax (III - IV)	14.08	(7.46)	(2.99)	6.62	(1.15)	(40.99)
VI. Exceptional items	0.00	0.00	0.00	0.00	0.00	0.00
VII. Profit after exceptional items and before tax (V -VI)	14.08	(7.46)	(2.99)	6.62	(1.15)	(40.99)
VIII. Tax expense						
(1).Current tax	0.00	0.00	0.00	0.00	0.00	22.52
(2).Deferred tax	0.00	3.21	2.91	3.21	4.37	(12.51)
Total Tax expenses	0.00	3.21	2.91	3.21	4.37	10.01
IX. Profit / (Loss) after tax for the period (VII - VIII)	14.08	(10.67)	(5.90)	3.41	(5.52)	(51.00)
X. Other Comprehensive Income for the period	0.33	0.32	0.00	0.65	0.00	0.00
XI. Total Comprehensive Income for the period comprising of profit and other comprehensive income for the period(IX + X)	14.41	(10.35)	(5.90)	4.06	(5.52)	(51.00)
XII.Paid-up equity share capital (Face Value of Rs10/- each)	187.82	187.82	187.82	187.82	187.82	187.82
XIII.Reserve excluding Revaluation Reserves as per balance sheet of previous accounting year						296.92
XIV. Earnings Per Share (EPS)						
a) Basic and diluted EPS before Extraordinary items for the period, for the year to date and for the previous year (not to be annualized)	0.77	(0.55)	(0.31)	0.22	(0.29)	(2.72)
b) Basic and diluted EPS after Extraordinary items for the period, for the year to date and for the previous year (not to be annualized)	0.77	(0.55)	(0.31)	0.22	(0.29)	(2.72)

Segment wise Standalone financial results for the quarter ended 30th September 2017

Particulars	(Rs. In Millions)					
	Quarter ending 30.09.2017	Preceding Quarter ending 30.06.2017	Corresponding Quarter ending 30.09.2016	Year to Date 30.09.2017	Year to Date 30.09.2016	Previous Year ending 31.03.2017
	Un-Audited	Un-Audited	Un-Audited	Un-Audited	Un-Audited	Audited
1 Segment Revenue						
a) Information Technology / Software Services	57.53	37.78	39.96	95.31	80.99	164.63
b) Software License	10.23	11.84	10.48	22.07	25.31	50.49
Net Sales / Income from Operations	67.76	49.62	50.44	117.38	106.30	215.12
2 Segment Results						
Profit(+)/Loss(-) before tax , Deprn. & interest from						
a) Information Technology / Software Services	15.57	(6.02)	(0.60)	9.55	0.23	4.43
b) Software License	0.16	0.06	(1.20)	0.22	0.78	0.89
Total	15.73	(5.96)	(1.80)	9.77	1.01	5.32
Less: Interest (not allocable)	0.72	0.57	0.21	1.20	0.27	0.80
Less: Depreciation (not allocable)	0.93	0.93	0.98	1.86	1.89	45.51
Total Profit/(Loss) Before Tax	14.08	(7.46)	(2.99)	6.62	(1.15)	(40.99)

 For Goldstone Technologies Limited

 Managing Director

Notes :

- 1 The above standalone quarterly financial results have been reviewed and recommended by Audit Committee of the Board, has been approved by the Board of Directors of the Company at its meeting held on 13th Dec, 2017. The standalone financial results for the quarter ended 30th September 2017 has been subject to limited review by the Company's Statutory Auditors. An un-qualified report has issued thereon.
- 2 The Company has adopted the Indian Accounting Standards (IND AS) from 1st April 2017 and these financials have been prepared in accordance with the recognition and measurement principles laid down in IND AS 34 Interim Financial Reporting prescribed under Section 133 of the Companies Act, 2013 read with relevant rules issued thereunder. The date of Transition to IND AS is 1st April 2016. The impact of transition has been accounted for in opening reserves and the comparative period results has been restated accordingly.
- 3 Segment Capital Employed: Segregation of assets, liabilities, depreciation and other non-cash expenses into various primary segments has not been done, as the assets are used interchangeably between segments. Accordingly no disclosure relating to segmental assets and liabilities has been made.
- 4 Reconciliation between financial results as previously reported under the Previous GAAP and the IND AS:

	Quarter ended	Year to Date
	30-Sep-16	30-Sep-16
	Rs. Millions	Rs. Millions
Net Profit under previous Indian GAAP	(13.06)	(19.86)
Reversal of Intangible Assets Amortized under Indian GAAP	10.37	20.75
Reversal of Prior Period Taxes	-	-
Actuarial gain / loss on post employment benefit obligations	-	-
Impact on Deferred Tax	(3.21)	(6.41)
Total Comprehensive Income as per IND AS	(5.90)	(5.52)
- 5 This Statement does not include IND AS compliant results for the previous year ended on 31st March 2017 as the same is not mandatory as per SEBI's Circular No. CIR/CFD/FAC/62/2016, dated 5th July 2016.
- 6 The financial results and other financial information for the quarter ended and Year to Date 30th September 2016 has not been subject to limited review and has been presented based on the information compiled by the management after making necessary adjustments to provide a true and fair view of the results in accordance with IND AS.
- 7 Previous period figures have been regrouped/reclassified wherever necessary to confirm with the current periods classification/disclosure.

By order of the Board
 For GOLDSTONE TECHNOLOGIES LIMITED



C. Sudhakar Reddy
 Managing Director

Place : Secunderabad
 Date : 13th Dec '17

GOLDSTONE TECHNOLOGIES LIMITED
STANDALONE BALANCE SHEET AS AT 30 SEP, 2017

 9-1-83 & 84,
 Amarchand Sharma Complex,
 S.D. Road, Secunderabad - 500 003,
 Telangana, INDIA.
 Tele : +91-40-40313285/86/87/88
 Fax : +91-40-3912 0023
 URL : www.goldstonetech.com
 GSTIN: 36AAACG7478F1ZF
 CIN : L72200TG1994PLC017211
 E-mail id : acct.india@goldstonetech.com

Particulars	As on 30/09/2017
	Un-Audited
	Amount In Rs. Millions
ASSETS	
(1) Non-current assets	
(a) Property, Plant and Equipment	101.712
(b) Other Intangible Assets	-
(c) Intangible assets under development	-
(d) Financial Assets	
(i) Investments in subsidiaries	92.762
(ii) Loans	1.408
(e) Deferred tax assets(net)	44.564
(f) Other non-current assets	1.220
(2) Current assets	
(a) Financial Assets	
(i) Trade Receivables	53.767
(ii) Cash and cash equivalents	17.133
(iii) Bank balances other than above	5.195
(iv) Loans	18.394
(v) Others	4.936
(b) Current Tax Assets (Net)	62.365
(c) Other current assets	6.991
Total Assets	410.447
EQUITY AND LIABILITIES	
(1) Equity	
(i) Equity Share capital	187.821
(ii) Other Equity	89.044
Liabilities	
(1) Non-current liabilities	
(a) Financial Liabilities	
(i) Borrowings	1.541
(b) Provisions	15.870
(2) Non-current liabilities	
(a) Financial Liabilities	
(i) Borrowings	90.429
(ii) Trade Payables	16.129
(iii) Others	0.486
(b) Other current liabilities	9.127
(c) Provisions	-
Total Equity and Liabilities	410.447

 By order of the Board
 For GOLDSTONE TECHNOLOGIES LIMITED

 Place : Secunderabad
 Date : 13th Dec '17

 C.Sudhakar Reddy
 Managing Director


GOLDSTONE TECHNOLOGIES LIMITED
 Cin : L72200TG1994PLC017211 Email Id : corporate@goldstonetech.com
 9-1-83 & 84, AC Sharma Complex, S D Road Secunderabad, Ph. No 040 - 27807640, Fax +91-040-39120023
UN-AUDITED CONSOLIDATED FINANCIAL RESULTS FOR THE 2nd QUARTER ENDED 30th SEPTEMBER, 2017

Particulars	Quarter ending 30.09.2017	Preceding Quarter ending 30.06.2017	Corresponding Quarter ending 30.09.2016	Year to Date 30.09.2017	Year to Date 30.09.2016	Previous Year ending 31.03.2017
	Un-Audited	Un-Audited	Un-Audited	Un-Audited	Un-Audited	Audited
PART-I						
I. Revenue from operations	96.16	81.75	92.31	177.91	195.83	371.70
II. Other income	2.25	0.02	0.18	2.27	0.55	3.71
III. Total Revenue (I + II)	98.41	81.77	92.49	180.18	196.38	375.41
IV. Expenses:						
(a).Cost of Software Licenses	8.10	9.76	7.64	17.86	18.35	36.26
(b).Employee benefits expenses	69.88	71.32	80.56	141.20	163.94	314.67
(c).Finance Cost	0.75	0.57	0.22	1.32	0.29	0.84
(d).Depreciation and amortization expenses	0.93	0.93	0.98	1.86	1.89	45.53
(e).Other expenses	7.20	9.70	7.24	16.90	15.46	31.70
Total Expenses	86.86	92.28	96.64	179.14	199.93	429.00
V. Profit before exceptional Items and tax (III - IV)	11.55	(10.51)	(4.15)	1.04	(3.55)	(53.59)
VI. Exceptional items	0.00	0.00	0.00	0.00	0.00	0.00
VII. Profit after exceptional items and before tax (V -VI)	11.55	(10.51)	(4.15)	1.04	(3.55)	(53.59)
VIII. Tax expense						
(1).Current tax	(6.00)	0.00	0.16	(6.00)	0.16	22.88
(2).Deferred tax	(0.00)	3.21	2.91	3.21	4.37	(12.51)
Tax expenses	(6.00)	3.21	3.07	(2.79)	4.53	10.37
IX. Profit / (Loss) after tax for the period (VII - VIII)	17.55	(13.72)	(7.22)	3.83	(8.08)	(63.96)
X. Other Comprehensive Income for the period	2.18	(0.27)	(6.43)	1.91	(2.74)	0.00
XI. Total Comprehensive Income for the period comprising of profit and other comprehensive income for the period (IX + X)	19.73	(13.99)	(13.65)	5.74	(10.82)	(63.96)
XII.Paid-up equity share capital (Face Value of Rs10/- each)	187.82	187.82	187.82	187.82	187.82	187.82
XIII.Reserve excluding Revaluation Reserves as per balance sheet of previous accounting year						423.76
XIV. Earnings Per Share (EPS)						
a) Basic and diluted EPS before Extraordinary items for the period, for the year to date and for the previous year (not to be annualized)	1.05	(0.74)	(0.73)	0.31	(0.58)	(3.41)
b) Basic and diluted EPS after Extraordinary items for the period, for the year to date and for the previous year (not to be annualized)	1.05	(0.74)	(0.73)	0.31	(0.58)	(3.41)

Segment wise consolidated financial results for the quarter ended 30th September 2017

Particulars	Quarter ending 30.09.2017	Preceding Quarter ending 30.06.2017	Corresponding Quarter ending 30.09.2016	Year to Date 30.09.2017	Year to Date 30.09.2016	Previous Year ending 31.03.2017
	Un-Audited	Un-Audited	Un-Audited	Un-Audited	Un-Audited	Audited
1. Segment Revenue						
a) USA - Information Technology Service / Software Services	41.21	43.39	48.44	84.60	102.00	186.98
b) India - Information Technology Service / Software Services	43.88	26.50	33.67	70.38	68.92	135.39
c) Software Licenses	11.07	12.43	10.48	23.50	25.31	50.49
Less: Inter Company Sales	0.00	(0.57)	(0.28)	(0.57)	(0.40)	(1.16)
Net Sales / Income from Operations	96.16	81.75	92.31	177.91	195.83	371.70
2. Segment Results						
Profit(+)/Loss(-) before tax ,Deprn. & interest from						
a) USA - Information Technology Service / Software Services	(3.74)	(3.04)	(1.44)	(6.78)	(1.60)	(5.14)
b) India - Information Technology Service / Software Services	16.81	(6.03)	(0.31)	10.78	(0.55)	(2.97)
c) Software Licenses	0.16	0.06	(1.20)	0.22	0.78	0.89
Total	13.23	(9.01)	(2.95)	4.22	(1.37)	(7.22)
Less: Interest (not allocable)	0.75	0.57	0.22	1.32	0.29	0.84
Less: Depreciation (not allocable)	0.93	0.93	0.98	1.86	1.89	45.53
Total Profit/(Loss) Before Tax	11.55	(10.51)	(4.15)	1.04	(3.55)	(53.59)

For Goldstone Technologies Limited

[Signature]
 Managing Director

Notes :

- 1 The above consolidated quarterly financial results have been reviewed and recommended by Audit Committee of the Board, has been approved by the Board of Directors of the Company at its meeting held on 13th Dec, 2017. The consolidated financial results for the quarter ended 30th September 2017 has been subject to limited review by the Company's Statutory Auditors. An un-qualified report has issued thereon.
- 2 The Company has adopted the Indian Accounting Standards (IND AS) from 1st April 2017 and these financials have been prepared in accordance with the recognition and measurement principles laid down in IND AS 34 Interim Financial Reporting prescribed under Section 133 of the Companies Act, 2013 read with relevant rules issued thereunder. The date of Transition to IND AS is 1st April 2016. The impact of transition has been accounted for in opening reserves and the comparative period results has been restated accordingly.
- 3 Segment Capital Employed: Segregation of assets, liabilities, depreciation and other non-cash expenses into various primary segments has not been done, as the assets are used interchangeably between segments. Accordingly no disclosure relating to segmental assets and liabilities has been made.
- 4 Reconciliation between financial results as previously reported under the Previous GAAP and the

	Quarter ended	Year to Date
	30-Sep-16	30-Sep-16
	Rs. Millions	Rs. Millions
Net Profit under previous Indian GAAP	(14.38)	(22.42)
Reversal of Intangible Assets Amortized under Indian GAAP	10.37	20.75
Reversal of Prior Period Taxes		-
Actuarial gain / loss on post employment benefit obligations		-
Impact on Deferred Tax	(3.21)	(6.41)
Foreign Currency Translation Adjustment	(6.43)	(2.74)
Total Comprehensive Income as per IND AS	(13.65)	(10.82)

- 5 This Statement does not include IND AS compliant results for the previous year ended on 31st March 2017 as the same is not mandatory as per SEBI's Circular No. CIR/CFD/FAC/62/2016, dated 5th July 2016
- 6 The financial results and other financial information for the quarter ended and year to Date 30th September 2016 has not been subject to limited review and has been presented based on the information compiled by the management after making necessary adjustments to provide a true and fair view of the results in accordance with IND AS
- 7 Previous period figures have been regrouped/reclassified wherever necessary to confirm with the current periods classification/disclosure.

By order of the Board
 For GOLDSTONE TECHNOLOGIES LIMITED

Place : Secunderabad
 Date : 13th Dec '17


 C.Sudhakar Reddy
 Managing Director




GOLDSTONE TECHNOLOGIES LIMITED
CONSOLIDATED BALANCE SHEET AS AT 30 SEP, 2017

Particulars	As on 30/09/2017
	Un-Audited
	Amount In Rs. Millions
ASSETS	
(1) Non-current assets	
(a) Property, Plant and Equipment	101.844
(b) Other Intangible Assets	92.585
(c) Intangible assets under development	-
(d) Financial Assets	-
(i) Investments in subsidiaries	-
(ii) Loans	1.408
(e) Deferred tax assets(net)	44.564
(f) Other non-current assets	1.286
(2) Current assets	
(a) Financial Assets	
(i) Trade Receivables	61.136
(ii) Cash and cash equivalents	106.975
(iii) Bank balances other than above	5.495
(iv) Loans	120.439
(v) Others	4.936
(b) Current Tax Assets (Net)	62.365
(c) Other current assets	6.991
Total Assets	610.024
EQUITY AND LIABILITIES	
(1) Equity	
(i) Equity Share capital	187.821
(ii) Other Equity	264.340
(iii) Minority Interest	0.001
Liabilities	
(1) Non-current liabilities	
(a) Financial Liabilities	
(i) Borrowings	1.541
(b) Provisions	15.870
(2) Non-current liabilities	
(a) Financial Liabilities	
(i) Borrowings	90.429
(ii) Trade Payables	32.122
(iii) Others	8.773
(b) Other current liabilities	9.127
(c) Provisions	-
Total Equity and Liabilities	610.024

 By order of the Board
 For GOLDSTONE TECHNOLOGIES LIMITED

 Place : Secunderabad
 Date : 13th Dec '17


 C.Sudhakar Reddy
 Managing Director




CHANDRA BABU NAIDU & CO.,
CHARTERED ACCOUNTANTS
Plot No. 12, "N Heights"
Ground Floor, Software Layout Unit
Cyberabad, Hyderabad - 500 081.


Tel. : (91-40) 2311 9499
Mob. : +91-97032 24490
E-mail : chandrababu.ca@gmail.com

LIMITED REVIEW REPORT

To
The Board of Directors
M/s. Goldstone Technologies Limited
Hyderabad

Limited Review Report for the quarter and half year ended 30th September, 2017

1. We have reviewed the accompanying statement of unaudited standalone financial results ("the Statement") of M/s. Goldstone Technologies Limited for the quarter ended 30th September, 2017 and year to date from April 1st 2017 to September 30th 2017 attached herewith, being submitted by the Company pursuant to the requirements of Regulation 33 of the SEBI (Listing Obligations and Disclosure Requirements) Regulations, 2015, read with SEBI Circular No. CIR/CFD/FAC / 62 / 2016 dated July 5th, 2016.
2. The preparation of the Statement in accordance with the recognition and measurement principles laid down in Indian Accounting Standard 34, Interim Financial Reporting (Ind AS 34) prescribed under Section 133 of the Companies Act, 2013 read with Rule 3 of Companies (Indian Accounting Standards) Rules, 2015 read with SEBI Circular No. CIR/CFD/FAC/62/2016 dated July 5, 2016 is the responsibility of the Company's management and has been approved by the Board of Directors of the Company. Our responsibility is to issue express a conclusion on the Statement based on our review.
3. We have conducted our review in accordance with the Standard on Review Engagement (SRE) 2410, *Review of interim financial information performed by the independent auditor of the entity* issued by the Institute of Chartered Accountants of India. This standard requires that we plan and perform the review to obtain moderate assurance as to whether the financial statements are free of material misstatement. A review is limited primarily to inquiries of company personnel and analytical procedures applied to financial data and thus provide less assurance than an audit. We have not performed an audit and accordingly, we do not express an audit opinion.
4. Based on our review conducted as above, nothing has come to our attention that causes us to believe that the accompanying statement of unaudited standalone financial results prepared in accordance with applicable Ind AS and other recognized accounting practices and policies has not disclosed the information required to be disclosed in terms of Regulation 33 of the SEBI (Listing obligations and Disclosure requirements) Regulations, 2015 and SEBI circular dated 05th July 2016 including the manner in which it is to be disclosed, or that it contains any material misstatement.



For Goldstone Technologies Limited

Managing Director



CHANDRA BABU NAIDU & CO.,
CHARTERED ACCOUNTANTS
Plot No. 12, "N Heights"
Ground Floor, Software Layout Unit
Cyberabad, Hyderabad - 500 081.

Tel. : (91-40) 2311 9499
Mob. : +91-97032 24490
E-mail : chandrababu.ca@gmail.com

5. The accompanying Ind AS standalone financial results and other financial information for the corresponding quarter ended September 30th, 2016 and year to date from April 1st, 2016 to September 30th, 2016 have not been reviewed and presented solely based on the information compiled by management and has been approved by the Board of Directors.

For Chandra Babu Naidu & Co.,
Chartered Accountants
FRN: 016016S

Chandra Babu M
Partner
M.No. 227849



Place: Hyderabad
Date: 13.12.2017



CHANDRA BABU NAIDU & CO.,
CHARTERED ACCOUNTANTS
Plot No. 12, "N Heights"
Ground Floor, Software Layout Unit
Cyberabad, Hyderabad - 500 081.


Tel. : (91-40) 2311 9499
Mob. : +91-97032 24490
E-mail : chandrababu.ca@gmail.com

LIMITED REVIEW REPORT - CONSOLIDATED FINANCIAL RESULTS

Review Report to
The Board of Directors
Goldstone Technologies Limited
Hyderabad

Limited Review Report for the quarter and half year ended 30th September, 2017

1. We have reviewed the accompanying statement of unaudited consolidated financial results ("the Statement") of M/s. Goldstone Technologies Limited Group comprising M/s. Goldstone Technologies Limited (the 'Company') and its subsidiaries (together referred to as 'the Group') for the quarter ended September 30th, 2017 and year to date from April 1st 2017 to September 30th 2017 attached herewith, being submitted by the Company pursuant to the requirements of Regulation 33 of the SEBI (Listing Obligations and Disclosure Requirements) Regulations, 2015, read with SEBI Circular No. CIR/CFD/FAC/62/2016 dated July 5th, 2016.
2. The preparation of the Statement in accordance with the recognition and measurement principles laid down in Indian Accounting Standard 34, Interim Financial Reporting (Ind AS 34) prescribed under Section 133 of the Companies Act, 2013 read with Rule 3 of Companies (Indian Accounting Standards) Rules, 2015 read with SEBI Circular No. CIR/CFD/FAC/62/2016 dated July 5, 2016 is the responsibility of the Company's management and has been approved by the Board of Directors of the Company. Our responsibility is to issue express a conclusion on the Statement based on our review.
3. We conducted our review in accordance with the Standard on Review Engagement (SRE) 2410, *Review of interim financial information performed by the independent auditor of the entity* issued by the Institute of Chartered Accountants of India. This standard requires that we plan and perform the review to obtain moderate assurance as to whether the financial statements are free of material misstatement. A review is limited primarily to inquiries of company personnel and analytical procedures applied to financial data and thus provide less assurance than an audit. We have not performed an audit and accordingly, we do not express an audit opinion.
4. Based on our review conducted as above, nothing has come to our attention that causes us to believe that the accompanying statement of consolidated unaudited financial results of the group prepared in accordance with applicable Ind AS and other recognized accounting practices and policies has not disclosed the information required to be disclosed in terms of Regulation 33 of the SEBI (Listing obligations and Disclosure requirements) Regulations, 2015 and SEBI circular dated 05th July 2016 including the manner in which it is to be disclosed, or that it contains any material misstatement.



For Goldstone Technologies Limited

Managing Director



CHANDRA BABU NAIDU & CO.,
CHARTERED ACCOUNTANTS
Plot No. 12, "N Heights"
Ground Floor, Software Layout Unit
Cyberabad, Hyderabad - 500 081.

Tel. : (91-40) 2311 9499
Mob. : +91-97032 24490
E-mail : chandrababu.ca@gmail.com

5. The accompanying Ind AS consolidated financial results and other financial information for the corresponding quarter ended September 30th, 2016 and year to date from April 01st, 2016 to September 30th, 2016 have not been reviewed and presented solely based on the information compiled by management and has been approved by the Board of Directors.

For Chandra Babu Naidu & Co.,
Chartered Accountants

ERN: 0160165

Chandra Babu M
Partner
M.No. 227849

Place: Hyderabad
Date: 13.12.2017

For Goldstone Technologies Limited

Managing Director