



AN ISO 9001 & A WHO GMP CERTIFIED COMPANY



To,

Date: 14.12.2017

1. BSE Limited, P.J. Towers, Dalal Street, Mumbai - 400001	2. National Stock Exchange of India Limited Bandra-Kurla Complex, Bandra (East) Mumbai 400051
--	---

Dear Sir/Madam,

Sub: Outcome of Board meeting held on 14.12.2017

Ref: BSE Scrip Code 539287, NSE - ORTINLABSS

With reference to the subject cited, this is to inform the Exchange that at the meeting of the Board of Directors of M/s. Ortin Laboratories Limited held on Thursday, 14.12.2017 at 4:00 p.m. at the registered office of the company at D. No: 1-2-593/29, Ground Floor, Street No.4, GaganMahal Colony, Domalguda, Hyderabad - 500029, Telangana, the following were considered and approved:

1. Un-Audited financial results for the quarter ended 30.09.2017. (Attached)
2. Limited Review Report for the quarter ended 30.09.2017. (Attached)

The meeting concluded at 6.00 p.m.

This is for the information and records of the Exchange, please.

Thanking you.

Yours faithfully,
For Ortin laboratories Limited



S. Murali Krishna Murthy
Managing Director
DIN: 00540632


Encl: as above

ORTIN LABORATORIES LIMITED


H.NO. 1-2-593/29, STREET NO.4, GAGANMAHAL COLONY,DOMALGUDA,HYDERABAD-500029.

STATEMENT FOR UNAUDITED FINANCIAL RESULTS FOR THE QUARTER ENDED 30.09.2017

S. No	Particulars	(Rs. In Lakhs)					
		Three months ended	Preceding Three months ended	Corresponding Three months ended	Year to date figures for current period ended	Year to date figures for previous period ended	Year to date figures for previous year ended
		30.09.2017	30.06.2017	30.09.2016	30.09.2017	30.09.2016	31.03.2017
		Un-audited	Un-audited	Un-audited	Un-audited	Un-audited	Audited
1	Income from operations						
	(a) Net sales/income from operations (Net of excise duty)	1023.02	783.63	850.57	1806.65	1498.70	4228.59
	(b) Other operating income	0.00	350.10	631.66	350.10	1209.88	1958.69
	Total income from operations (net)	1023.02	1133.73	1482.23	2156.75	2708.58	6187.28
2	Expenses						
	(a) Cost of materials consumed	566.82	681.76	923.83	1248.58	1527.81	3848.32
	(b) Purchases of stock-in-trade	0.00	0.00	0.00	0.00	0.00	0.00
	(c) Changes in inventories of finished goods, work-in-progress and stock-in-trade	-20.41	-35.25	-2.02	-55.66	91.40	224.37
	(d) Employee benefits expense	83.23	80.10	80.14	163.33	152.25	334.51
	(e) Depreciation and amortisation expense	42.10	41.92	42.73	84.02	84.50	170.37
	(f) Other expenses(Any item exceeding 10% of total expenses relating to continuing operations to be shown seperately)(includes rates and taxes)	262.76	271.91	320.51	534.67	619.70	1247.00
	Total expenses	934.50	1040.43	1365.18	1974.94	2475.65	5824.57
3	Profit / (Loss) from operations before other income, finance costs and exceptional items(1-2)	88.52	93.30	117.05	181.81	232.93	362.71
4	Other income	0.14	34.48	3.69	34.62	6.59	32.23
5	Profit / (Loss) from ordinary activities before finance costs and exceptional items (3 + 4)	88.67	127.78	120.74	216.44	239.52	394.94
6	Finance costs	67.23	88.23	72.06	155.46	147.81	292.87
7	Profit / (Loss) from ordinary activities after finance costs but before exceptional items (5 + 6)	21.44	39.54	48.68	60.98	91.71	102.04
8	Exceptional items	0.00	0.00	0.00	0.00	0.00	0.00
9	Profit / (Loss) from ordinary activities before tax (7 + 8)	21.44	39.54	48.68	60.98	91.71	102.04
10	Tax expense	2.37	29.02	22.36	31.39	-23.89	62.73
11	Net profit or loss from ordinary activities after tax(9+/-10)	19.07	10.52	26.32	29.59	115.60	39.31
12	Extraordinary items (net of tax expense Rs.)	0.00	0.00	0.00	0.00	0.00	0.00
13	Net Profit / (Loss) for the period (11 + 12)	19.07	10.52	26.32	29.59	115.60	39.31
14	Share of profit / (loss) of associates*	0.00	0.00	0.00	0.00	0.00	0.00
15	Minority interest *	0.00	0.00	0.00	0.00	0.00	0.00
16	Net Profit / (Loss) after taxes, minority interest and share of profit / (loss) of associates (13 + 14 + 15) *	19.07	10.52	26.32	29.59	115.60	39.31
17	Paid-up equity share capital (Face Value of the Share shall be indicated)	1694.04	1694.04	1694.04	1694.04	1694.04	1694.04
18	Reserve excluding Revaluation Reserves as per balance sheet of previous accounting year	672.52	672.52	633.21	672.52	633.21	672.52
19.i.	Earnings per share (before extraordinary items) (of Rs.10/- each) (not annualised):						
	(a) Basic	0.11	0.06	0.16	0.17	0.68	0.23
	(b) Diluted	0.11	0.06	0.16	0.17	0.68	0.23
19.ii.	Earnings per share (after extraordinary items) (of Rs.10/- each) (not annualised):						
	(a) Basic	0.11	0.06	0.16	0.17	0.68	0.23
	(b) Diluted	0.11	0.06	0.16	0.17	0.68	0.23



STATEMENT OF ASSETS AND LIABILITIES			
S.NO	Particulars	AS at	Previous Year ended
		30.09.17	31.03.17
		Un-audited	Audited
A	EQUITY AND LIABILITIES		
1	Shareholders' funds		
	(a) Share capital	1694.04	1694.04
	(b) Reserves and surplus	702.10	672.52
	(c) Money received against share warrants	0.00	0.00
	Sub-total - Shareholders' funds	2396.14	2366.56
2	Share application money pending allotment	0.00	0.00
3	Minority interest *	0.00	0.00
4	Non-current liabilities		
	(a) Long-term borrowings	629.86	432.36
	(b) Deferred tax liabilities (net)	314.33	305.87
	(c) Other long-term liabilities	0.21	373.43
	(d) Long-term provisions	24.89	25.14
	Sub-total - Non-current liabilities	969.29	1136.79
5	Current liabilities		
	(a) Short-term borrowings	1444.95	1512.50
	(b) Trade payables	566.49	331.64
	(c) Other current liabilities	777.48	788.67
	(d) Short-term provisions	11.82	4.79
	Sub-total - Current liabilities	2800.74	2637.59
	TOTAL - EQUITY AND LIABILITIES	6166.17	6140.94
B	ASSETS		
1	Non-current assets		
	(a) Fixed assets	2063.14	2104.14
	(b) Goodwill on consolidation *	0.00	0.00
	(c) Non-current investments	3.08	3.08
	(d) Deferred tax assets (net)	0.00	0.00
	(e) Long-term loans and advances	120.41	1141.04
	(f) Other non-current assets	0.00	0.00
	Sub-total - Non-current assets	2186.63	3248.26
2	Current assets		
	(a) Current investments	0.00	0.00
	(b) Inventories	1843.50	1765.01
	(c) Trade receivables	1637.09	624.84
	(d) Cash and cash equivalents	170.38	143.03
	(e) Short-term loans and advances	323.85	349.73
	(f) Other current assets	4.73	10.08
	Sub-total - Current assets	3979.55	2892.69
	TOTAL - ASSETS	6166.17	6140.94



NOTE: 1) The above results were reviewed by the Audit committee of Directors and taken on record by the the Board of Directors at their meeting held on 14.12.2017

2. The company adopted the Indian Accounting Standards (Ind AS) from 01.04.2017 and accordingly these results have been prepared in accordance with the recognition and measurement principles laid down in the Ind AS - 34 " Interim Financial Reporting" Prescribed under section 133 of Companies Act, 2013 read with the relevant rules issued thereunder and other accounting pronouncements generally accepted in india. The Ind-AS Complaint Standalone Financial results for the corresponding

quarter ended September,30,2016 have been stated in terms in SEBI circular dated July, 05, 2016. The date of transition is April,01,2016. There are no impact of tranistion to be accounted for in opening reserves.

3. Reconciliation of results between previously reported (referred to as Previous GAAP) and Ind-As for corresponding quarter ended September 30, 2016 is as under

Particulars	Quarter ended
	30.09.2016
Net Profit as per Indian GAAP	26.32
Recognition & Measurement at Fair Valuation of receivables expenses/income, amortization & other expenses	-
other expenses	
Investments, - Fair Valuation	-
Total Profit/Loss	26.32
Netprofit /(Loss) as per Ind AS	26.32

4 The Company is engaged in only one segment Viz. " Manufacturing of pharmaceuticals" and as such there are no separate reportable segments as per Ind AS-108 " Operating Segments".

PLACE: HYDERABAD,
DATE: 14-12-2017

For ORTIN LABORATORIES LIMITED



S.MURALI KRISHNA MURTHY
MANAGING DIRECTOR

DIN: 00540632





LIMITED REVIEW REPORT


To
M/s. ORTIN LABORATORIES LIMITED
Hyderabad.

We have reviewed the accompanying statement of unaudited financial results of **M/s. ORTIN LABORATORIES LIMITED** for the period ended 30th September 2017. This statement is the responsibility of the Company's Management and has been approved by the board of Directors /Committee of Board of Directors. Our responsibility is to issue a report on these financial statements based on our review.

We conducted our review in accordance with the Standard on Review Engagement (SRE) 2400, Engagements to Review Financial Statements issued by the Institute of Chartered Accountants of India. This standard requires that we plan and perform the review to obtain moderate assurance as to whether the financial are free of material misstatement. A review is limited primarily to inquiries of company personnel and analytical procedures applied to financial data and analytical procedures applied to financial data and thus provide less assurance than an audit. We have not performed an audit and accordingly, we do not express an audit opinion.

Based on our review conducted as above, nothing has come to our attention that causes us to believe that the accompanying statement of unaudited financial results prepared in accordance with applicable accounting standards and other recognized accounting practices and policies has not disclosed the information required to be disclosed in terms of Regulation 33 of the SEBI (Listing Obligations and Disclosure Requirements) Regulation, 2015 including the manner in which it is to be disclosed, or that it contains any material misstatement.

For Sathuluri and Co
Chartered Accountants
Firm Regd. No.006383S


(S.S. Prakash)
Proprietor
M.No: 202710



Place: Hyderabad
Date: 14.12.2017.