



KELLTON TECH SOLUTIONS LIMITED.

Hyderabad, February 14, 2017

To

| | |
|--|--|
| The General Manager, Listing Department, Bombay Stock Exchange Limited, 1 st Floor, New Trading Wing, Rotunda Building, P.J. Towers, Dalal Street Fort, Mumbai-400001 | The Manager, Listing Department, National Stock Exchange of India Ltd, Exchange Plaza, Bandra Kurla Complex, Bandra (East), Mumbai – 400051 |
|--|--|

Dear Sir/Madam,

Sub:

1. Press Release on financial results for the quarter ended December 2016.

Ref: Symbol: KELLTONTEC

Scrip Code: 519602

It is hereby informed that the Company has planned for press release about the financial results for the quarter ended December 2016.

The contents of the proposed press release along with presentation on results are enclosed herewith.

Kindly take the above information on record and acknowledge.

Thanking you,

Yours faithfully,

For Kellton Tech Solutions Limited

Kishni Trivedi

Kishni Trivedi
Company Secretary/ Compliance Officer
Memb. No. 42154



Encl: As above



**Kellton Tech 9M FY17 Total Revenue at Rs 4499.44 million;
Up 35.8% on Y-o-Y basis**

Hyderabad, India – 14th February, 2017: Kellton Tech Solutions Ltd. (BSE& NSE: KELLTONTEC), a global leader in digital transformation with strong expertise in enterprise solutions, announced today its financial results for **Third quarter and Nine months of FY2017** ended on 31st December, 2016.

Review of financial performance for the quarter ended 31st December, 2016

On a quarter-on-quarter basis:

- Total income was Rs 1582.8 million during the quarter under review as compared to Rs 1,512.3 million during the previous quarter, up 4.7% on Q-o-Q basis.
- The Company reported EBITDA of Rs 221.3 million in Q3FY17 as compared to Rs 212.3 million in Q2 FY17, an increase of 4.2% on Q-o-Q basis.
- Net profit stood at Rs 139.6 million in Q3FY17 as against Rs 132.8 million in Q2FY17, registering 5.2% increase on Q-o-Q basis.

Review of financial performance for 9MFY17

- Total revenue was Rs 4499.4 million during the nine month period under review as compared to Rs 3312.5 million during the corresponding period of previous year, an increase of 35.8% on Y-o-Y basis.
- The company reported an EBITDA of Rs 627.1 million for the nine month period under review as compared to an EBITDA of Rs 460.4 million during the corresponding period of previous year, an increase of 36.2% on Y-o-Y basis.
- Net profit stood at Rs 394.4 million for the nine months period under review as compared to profit of Rs 282.8 million during the corresponding period of previous year reflecting a growth of 39.5% on Y-o-Y basis.

Note: Kellton Tech has changed its fiscal year end from June to March (effective FY2015-16)

Business Highlights – Q3 FY17

As a leading global enabler of digital transformation, which is gaining significant traction in market, Kellton Tech has been able to capitalize on the emerging opportunities to drive further growth during this quarter.

- Acquired eight new clients. Prominent clients include:
 - The largest online payment processing company in the MENA region
 - A leading US bank with offices in 23 states
 - The largest logistics provider of non-emergency medical transportation for government agencies in the US
 - A premier technology business products and services provider for aerospace and defence
 - The largest privately owned arts-and-crafts retailer in the world
- Kellton Tech ranked 19th on the Deloitte Technology Fast 50 2016, a ranking of the 50 fastest growing technology companies in India. Significantly, Kellton Tech is the only public-listed IT company to assert its position in this prestigious ranking.
- Kellton Tech ranked 193rd in the Deloitte Technology Fast 500 Asia Pacific 2016, a prestigious ranking of 500 fastest growing technology companies in Asia Pacific.
- mSehat, one of Kellton Tech's pioneering projects, was featured as a case study in a World Health Organization (WHO) report. The report reaffirmed that mSehat is, *"currently the largest mHealth implementation in the world"*.

Commenting on the results, Mr. Niranjan Chintam, Chairman & Whole-time Director, Kellton Tech, said: "During the quarter, we have maintained the forward thrust of growth. We continue to educate enterprises to overcome digital inertia and trigger the virtuous circle of digital transformation to reap greater performance benefits. The featuring of our project mSehat in a World Health Organization (WHO) report as a model case study in mHealth implementation is an external validation of our expertise edge."

About Kellton Tech Solutions

Kellton Tech Solutions Limited is a publicly listed (BSE& NSE: KELLTONTEC), CMMi Level 3 and ISO 9001:2008 certified global IT services organization. It is headquartered in Hyderabad, India and has development centers in the United States and India. For two innovative decades, Kellton Tech has put into practice the vision upon which it was founded viz. "to offer infinite possibilities with technology". The company is committed to providing end-to-end IT solutions, strategic technology consulting, and offshore product development services. Kellton Tech serves the full gamut of customers including startups, SMBs, enterprises, and Fortune 500 businesses. The organization has serviced customers representing a wide range of verticals including retail, travel, e-commerce, education, hospitality, advertising, market research, manufacturing, consumer goods, logistics, SCM, and non-profits. Kellton Tech is also a global leader in providing Enterprise Mobility Solutions, Mobile Application Development & Internet of Things. For more information and past results & conference call transcripts, please visit our web site www.kelltontech.com

Investor / Analyst contact:

Asha Gupta
Christensen IR
+91-22-4215-0210
agupta@christensenir.com

Media Contact

Anupam Kumari
Kellton Tech Solutions Ltd
+91-81795 92650
anupam.kumari@kelltontech.com

Note: Except for the historical information and discussion contained herein, statements included in this release may constitute forward looking statements. These statements involve a number of risks and uncertainties that could cause actual results to differ materially from those that be projected by these forward looking statements. These risks and uncertainties include, but not limited to such factors as competition, growth, pricing environment, recruitment and retention, technology, wage inflation, law and regulatory policies etc. Such risks and uncertainties are detailed in the Annual Report of the company which is available on the website www.kelltontech.com. Kellton Tech Solutions Ltd. undertakes no obligation to update forward looking statements to reflect events or circumstances after the date thereof.



KELLTON TECH

Q3 FY17 Earnings Presentation

February 14, 2017

BSE: 519602 | NSE: KELLTONTEC | ISIN: INE164B01022 | Bloomberg: KTSL:IN | Reuters: KELL.BO | www.kelltontech.com

© 2016 - Kellton Tech Solutions Limited, All Rights Reserved.

Safe Harbor



This presentation has been prepared by Kellton Tech Solutions Limited solely to provide information about the Company.

No representation or warranty, express or implied is made as to, and no reliance should be placed on, the fairness, accuracy, completeness or correctness of such information or opinions contained herein. None of the Company nor any of its respective affiliates, advisers or representatives, shall have any liability whatsoever (in negligence or otherwise) for any loss howsoever arising from any use of this presentation or its contents or otherwise arising in connection with this presentation.

The information contained in this presentation is only current as of its date. The Company may alter, modify or otherwise change in any manner the content of this presentation, without obligation to notify any person of such revision or changes. Certain statements made in this presentation may not be based on historical information or facts and may be "forward-looking statements", including those relating to the Company's general business plans and strategy, its future financial condition and growth prospects, and future developments in its industry and its competitive and regulatory environment. Actual results may differ materially from these forward-looking statements due to a number of factors, including future changes or developments in the Company's business, its competitive environment, information technology and political, economic, legal and social conditions in India.

Please note that this presentation is based on the publicly available information on Kellton Tech including but not limited to Company's website and Annual Reports.

This communication is for general information purposes only, without regard to specific objectives, financial situations and needs of any particular person. Please note that investments in securities are subject to risks including loss of principal amount.

This presentation does not constitute an offer or invitation to purchase or subscribe for any shares in the Company and neither any part of it shall form the basis of or be relied upon in connection with any contract or commitment whatsoever.

Agenda

01 | **Performance Highlight**

02 | Financial Performance



Q3 FY17 – Highlights



- Revenue:
 - ✓ Operating revenue of Rs. 1582.4 Million; up 4.7% QoQ and up 35.8% YoY
 - ✓ Total revenue of Rs. 1582.8 Million; up 4.7% QoQ and up 35.7% YoY
- Profit:
 - ✓ EBITDA was at Rs. 221.3 Million; up 4.2% QoQ and up 33.3% YoY
 - ✓ EBITDA Margin stood at 14.0%
 - ✓ Net Profit stood at Rs. 139.6 Million; up 5.2% QoQ and up 38.0% YoY
 - ✓ PAT Margin of 8.8%
- People:
 - ✓ Net addition of 29 in the Quarter
 - ✓ Total Headcount 1275+

9M FY17 – Highlights



➤ Revenue:

- ✓ Operating revenue of Rs. 4494.0 Million; up 36.0% YoY
- ✓ Total revenue of Rs. 4499.4 Million; up 35.8% YoY

➤ Profit:

- ✓ EBITDA was at Rs. 627.1 Million; up 36.2% YoY
- ✓ EBITDA Margin stood at 13.9%
- ✓ Net Profit stood at Rs. 394.4 Million; up 39.5% YoY
- ✓ PAT Margin of 8.8%

Business Highlights



- Acquired eight new clients. Prominent clients include:
 - The largest online payment processing company in the MENA region
 - A leading US bank with offices in 23 states
 - The largest logistics provider of non-emergency medical transportation for government agencies in the US
 - A premier technology business products and services provider for aerospace and defense
 - The largest privately owned arts-and-crafts retailer in the world
- Kellton Tech ranked 19th on the Deloitte Technology Fast 50 2016, a ranking of the 50 fastest growing technology companies in India. Significantly, Kellton Tech is the only public-listed IT company to assert its position in this prestigious ranking.
- Kellton Tech ranked 193rd in the Deloitte Technology Fast 500 Asia Pacific 2016, a prestigious ranking of 500 fastest growing technology companies in Asia Pacific.
- mSehat, one of Kellton Tech's pioneering projects, was featured as a case study in a World Health Organization (WHO) report. The report reaffirmed that mSehat is, "currently the largest mHealth implementation in the world".

Agenda

01 | Performance Highlight

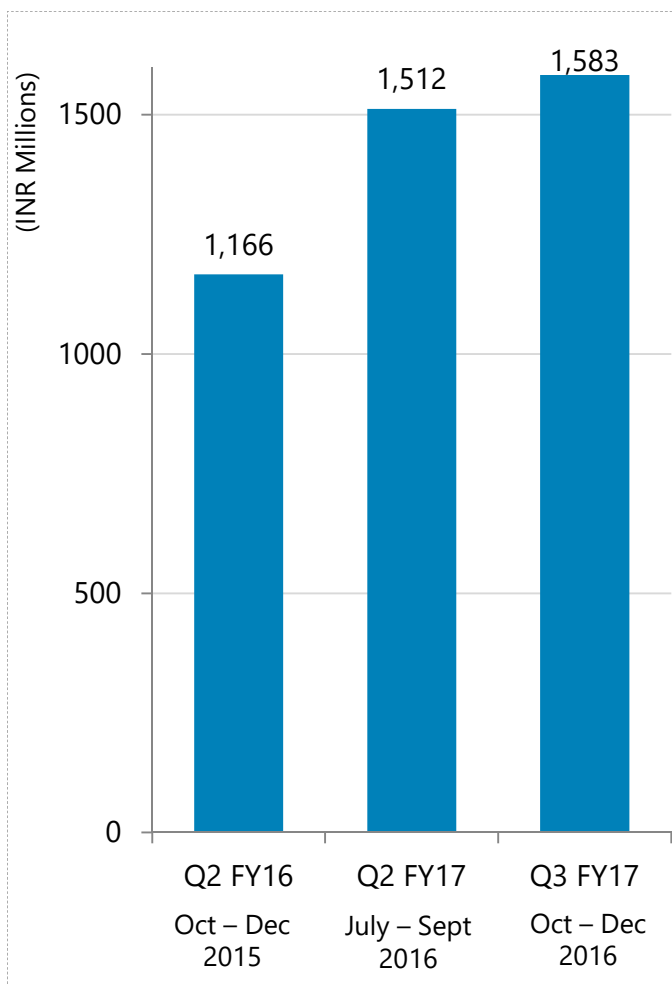
02 | **Financial Performance**



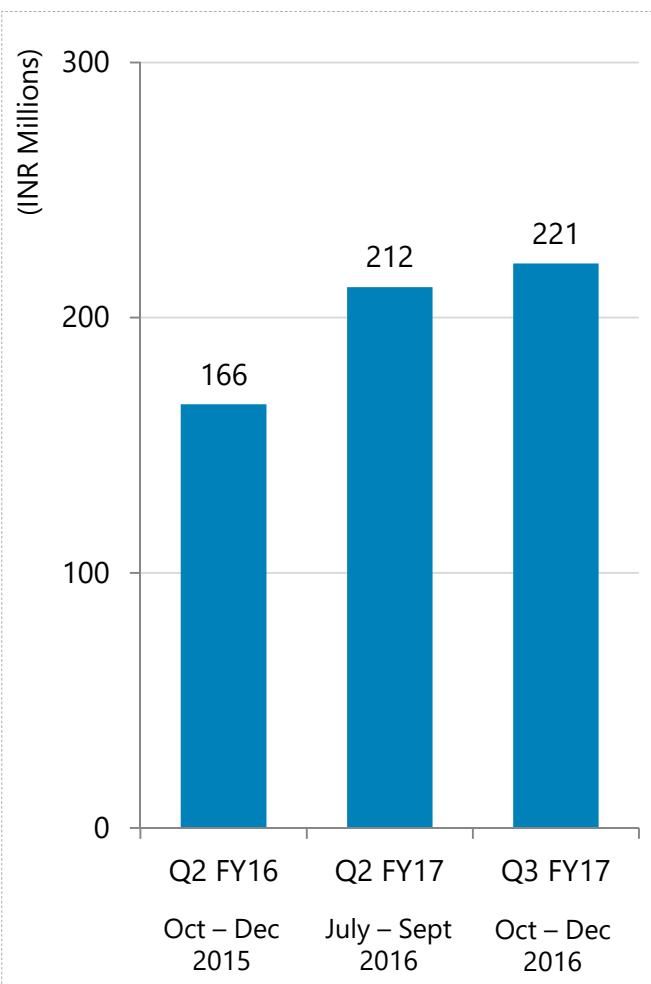
Financial Summary – Q3 FY17



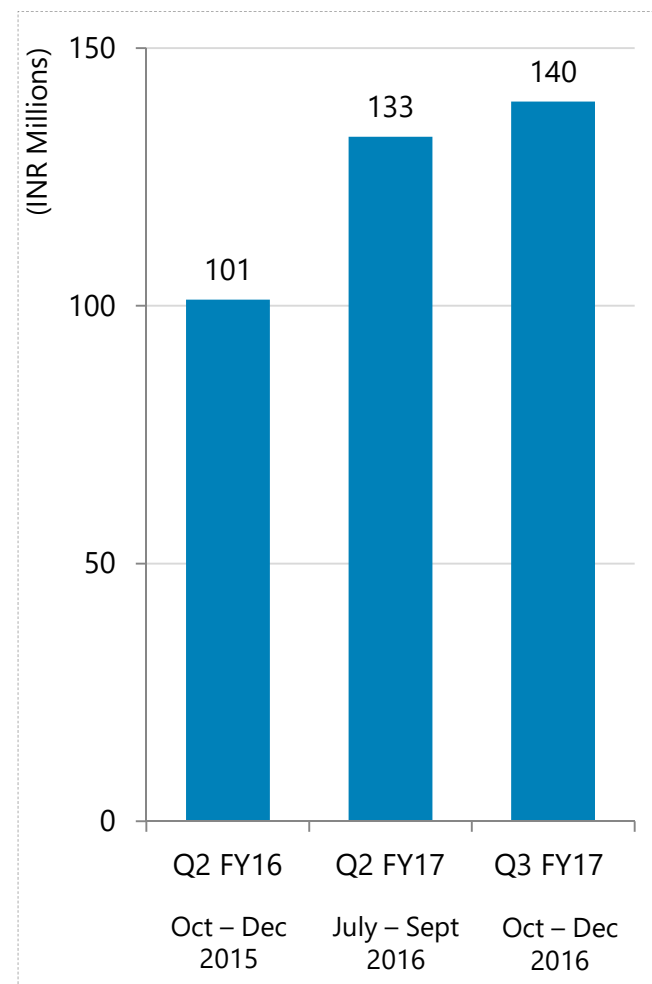
Total Income



EBITDA

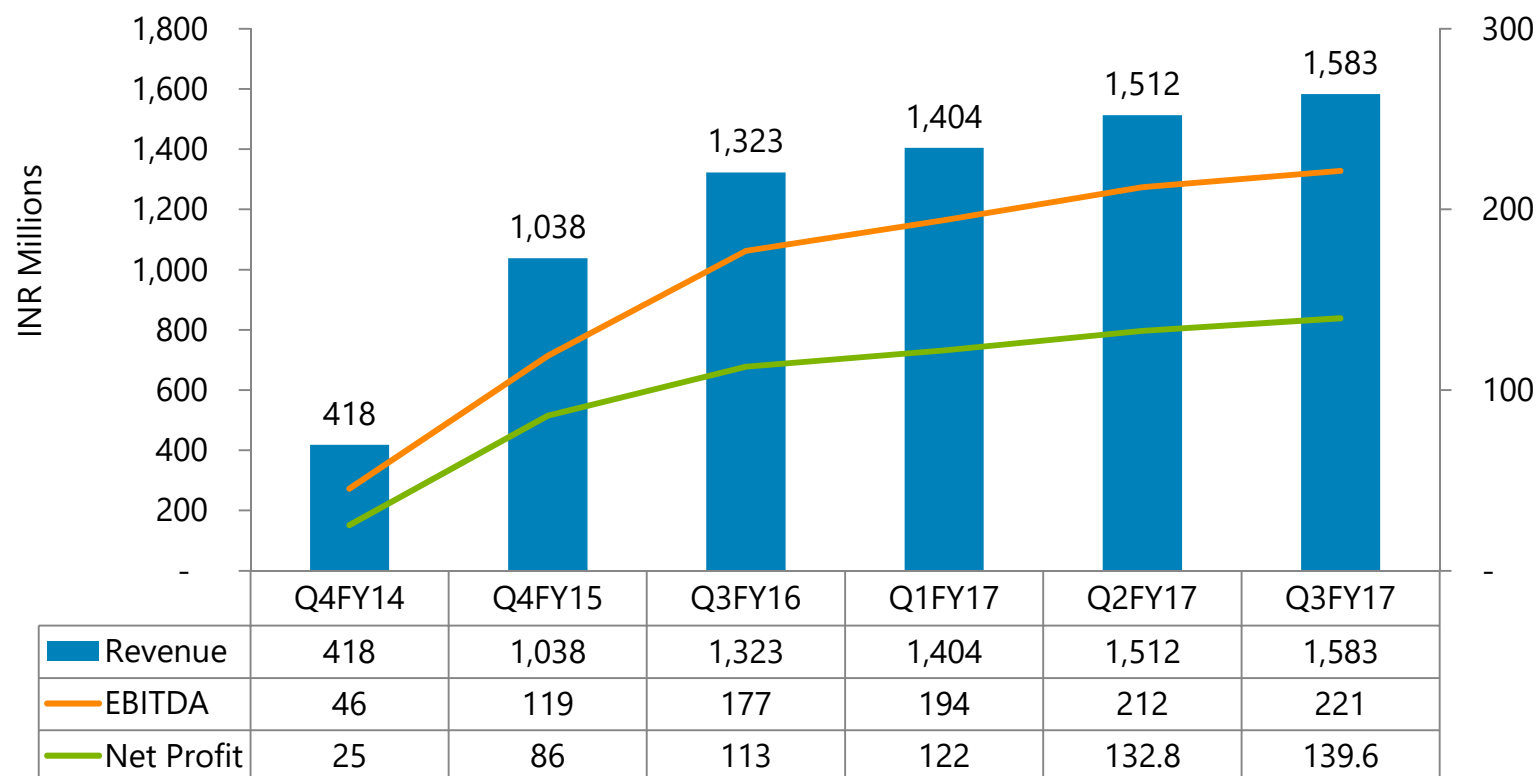


PAT



Note: Kellton Tech has changed its fiscal year end from June to March (effective FY2015-16)

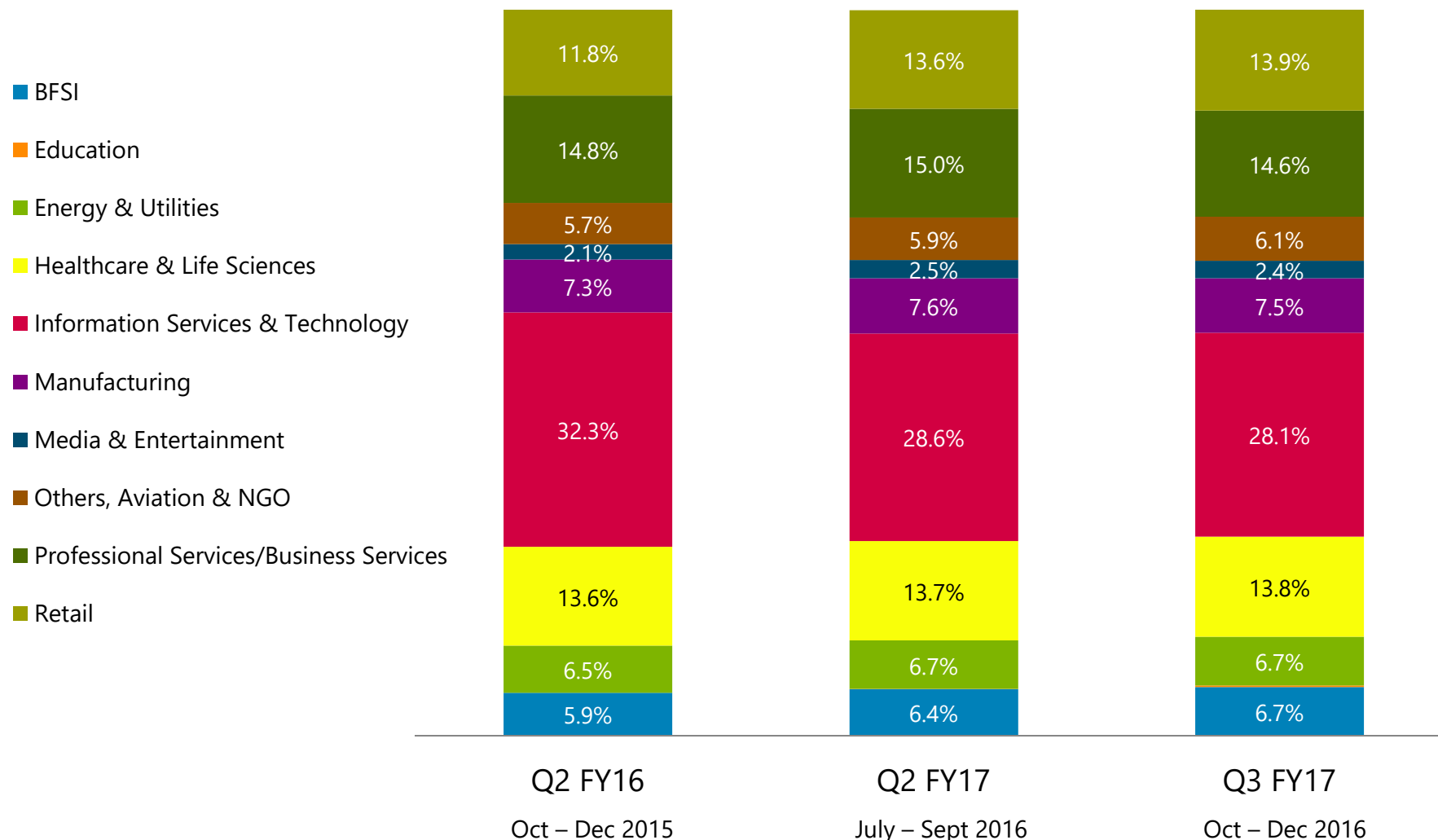
Financial Summary – Q3 FY17



- Consistent growth in revenues and profits
- Increasing focus on digitalization and mobility will provide future growth opportunities
- Q3 FY17 revenue witnessed a growth led by growing traction of digital transformation

Note: Kellton Tech has changed its fiscal year end from June to March (effective FY2015-16)

Revenue By Industry – Q3 FY17

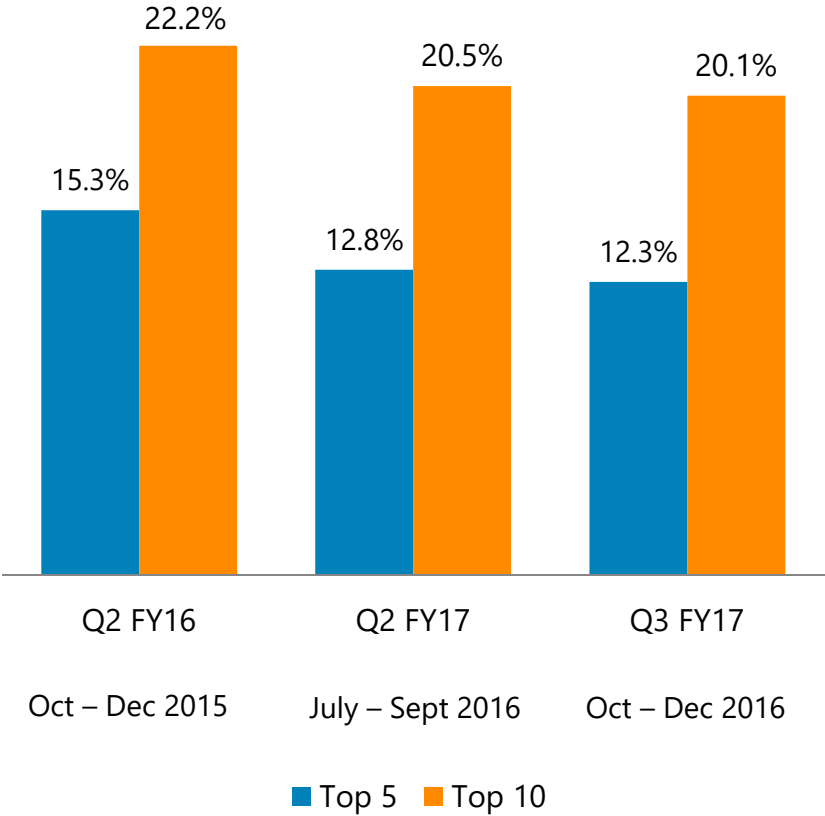


Note: Kellton Tech has changed its fiscal year end from June to March (effective FY2015-16)

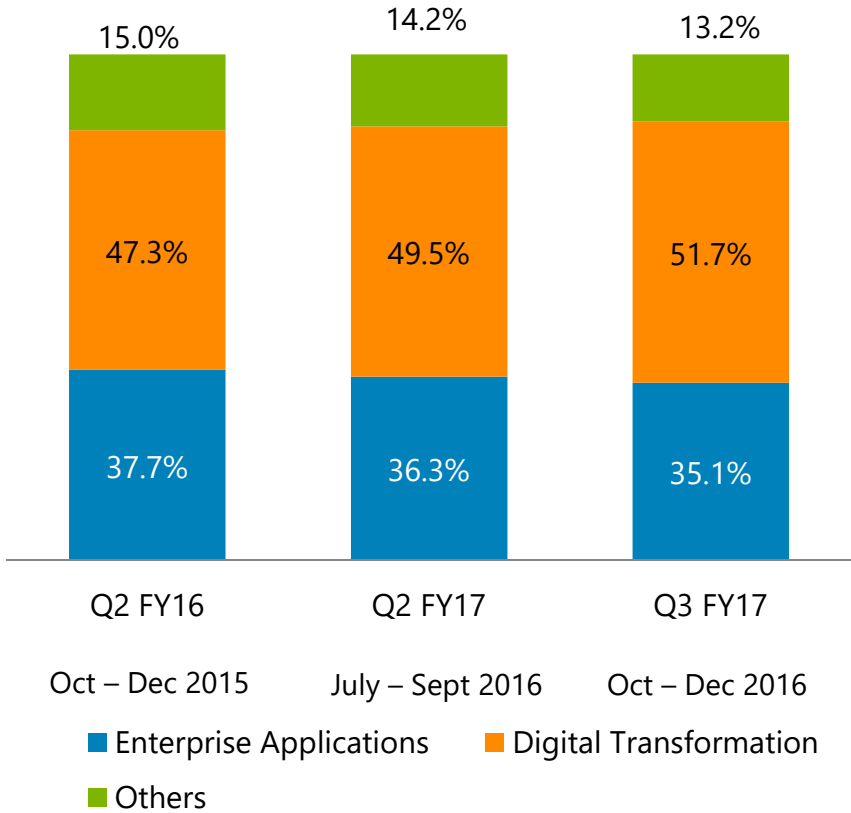
Revenue Analysis – Q3 FY17



By Clients



By Business

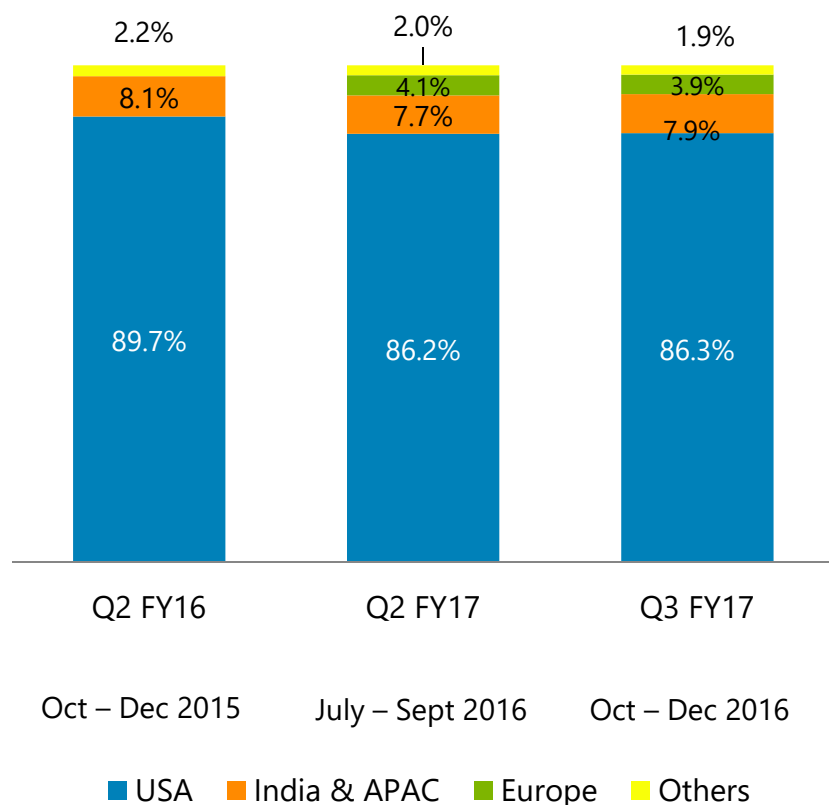


Note: Kellton Tech has changed its fiscal year end from June to March (effective FY2015-16)

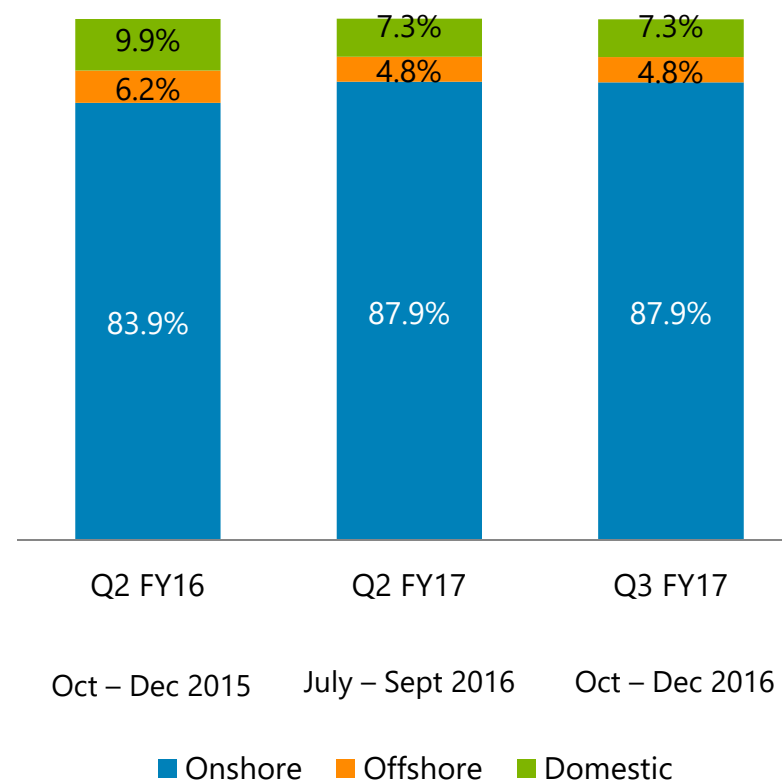
Revenue Analysis – Q3 FY17




By Geography



By Delivery Location



Note: Kellton Tech has changed its fiscal year end from June to March (effective FY2015-16)



KELLTON TECH

© 2010 Kellton Tech Solutions Limited, All Rights Reserved.

Kellton Tech Solutions Limited Logo is trademarks of Kellton Tech Solutions Limited

In addition to Company data, data from market research agencies, Stock Exchanges and industry publications has been used for this presentation. This material was used during an oral presentation; it is not a complete record of the discussion. This work may not be used, sold, transferred, adapted, abridged, copied or reproduced in whole or in part in any manner or form or in any media without the prior written consent. All product names and company names and logos mentioned herein are the trademarks or registered trademarks of their respective owners.