

POST BOX NO. 10077
TEL. NOS.: +91 22 2207
9351- 54



THE BOMBAY BURMAH TRADING CORPORATION, LIMITED

REGD. OFFICE : 9, WALLACE STREET, FORT,
MUMBAI 400 001, INDIA.

(4 LINES)
FAX : 0091-22- 2207 1612
/ 6772

Email:
bbtcl@bom2.vsnl.net.in
Website: www.bbtcl.com

CIN:
L99999MH1863PLC0002

Ref : GEN 16/2016-2017/7

10th February, 2017

The Secretary,
Bombay Stock Exchange Ltd.,
Phiroze Jeejeebhoy Towers,
Dalal Street,
MUMBAI 400 001.

Manager – Listing Department,
National Stock Exchange of India Ltd.,
Exchange Plaza, 5th Floor,
Plot No.C/1, 'G' Block,
Bandra-Kurla Complex,
Bandra (E),
MUMBAI 400 051.

Dear Sirs,

Sub : Submission of Unaudited Financial Results for the quarter ending 31st December, 2016 under Regulation 33 of the SEBI (LODR) Regulations, 2015.


Please find enclosed the Unaudited Financial Results of the Corporation for the quarter ended 31st December, 2016 which was approved at the meeting of the Board of Directors held today, the 10th February, 2017.

The Limited Review Report of the Auditors on the aforesaid results is also enclosed.

The Results are also being uploaded on our website www.bbtcl.com

Thanking you,

Yours faithfully,
For The Bombay Burmah Trading
Corporation Ltd.,


N. H. Datanwala
Vice President Corporate &
Company Secretary.



Encl : As above.

THE BOMBAY BURMAH TRADING CORPORATION, LIMITED

Registered Office : 9, Wallace Street, Fort, Mumbai 400 001.
CIN : L99999MH1863PLC000002



Rupees in Lakhs

Statement of Unaudited Standalone Financial Results for the Quarter and Nine months ended 31st December, 2016

	Particulars	3	Preceding	Corresponding	Year to date	Year to date
		months	3 months	3 months	figures for	figures for the
		ended	ended	ended in the	current period	previous year
		31st	30th	31st December	ended	ended 31st
		December	September	2015	31st December	December
		2016	2016	2015	2016	2015
		Unaudited	Unaudited	Unaudited	Unaudited	Unaudited
		(Refer Note 2)	(Refer Note 2)	(Refer Note 2)	(Refer Note 2)	(Refer Note 2)
1	Income from Operations					
	(a) Gross Sales / Income from Operations	6,445.26	6,882.43	5,492.92	20,052.66	18,431.58
	(b) Other Operating Income	234.28	471.91	88.36	728.19	523.43
	Total income from Operations (net)	6,679.54	7,354.34	5,581.28	20,780.85	18,955.01
2	Expenses					
	a) Cost of materials consumed	1,958.29	2,083.25	2,546.19	6,168.25	6,684.13
	b) Purchase of stock-in-trade	61.03	67.60	58.62	184.87	147.66
	c) Changes in Inventories of finished goods, work-in-progress and stock-in-trade (including bio-logical assets)	1,209.19	1,758.97	(399.63)	3,387.58	1,039.29
	d) Employees benefits expense	1,776.55	1,809.23	1,831.73	5,399.40	5,256.97
	e) Depreciation and amortisation expenses	203.22	182.63	183.41	572.12	519.09
	f) Excise duty	209.43	207.19	186.29	647.54	500.49
	g) Other expenses	1,792.68	1,803.27	1,669.82	5,569.14	5,407.42
	Total expenses	7,210.39	7,912.14	6,076.43	21,928.90	19,555.05
3	Loss from operations before other income, finance costs and exceptional items (1-2)	(530.85)	(557.80)	(495.15)	(1,148.05)	(600.04)
4	Other Income	1,983.68	452.64	487.33	2,939.93	1,462.94
5	Profit / (Loss) from ordinary activities before finance costs and exceptional items (3+4)	1,452.83	(105.16)	(7.82)	1,791.88	862.90
6	Finance costs	829.75	892.62	876.48	2,533.73	2,509.52
7	Profit / (Loss) from ordinary activities after finance costs but before exceptional items (5-6)	623.08	(997.78)	(884.30)	(741.85)	(1,646.62)
8	Exceptional Items	-	-	-	-	-
9	Profit / (Loss) from ordinary activities before tax (7+8)	623.08	(997.78)	(884.30)	(741.85)	(1,646.62)
10	Tax expense	84.73	-	-	84.73	-
11	Net Profit / (Loss) from Ordinary Activities after tax (9-10)	538.35	(997.78)	(884.30)	(826.58)	(1,646.62)
12	Extraordinary items	-	-	-	-	-
13	Net Profit / (Loss) for the period (11+12)	538.35	(997.78)	(884.30)	(826.58)	(1,646.62)
14	Other Comprehensive Income (net of tax)	(1,040.38)	1,232.12	121.35	(85.65)	40.56
	<i>A. Items that will not be reclassified to profit or loss</i>					
	Changes in fair value of investment in equity shares	(1,037.56)	1,230.24	163.05	(101.89)	120.45
	Actuarial gains/losses	-	-	(22.42)	-	(67.25)
	Tax on fair value measurement of equity shares	-	-	-	-	-
	<i>B. Items that will be reclassified to profit or loss</i>					
	Remeasurement of net defined Benefit Liability	17.18	17.18	-	51.54	-
	Revaluation reserve	-	-	-	-	-
	Tax on Remeasurement of net defined Benefit Liability	-	-	-	-	-
	Changes in foreign currency translation reserve	(20.00)	(15.30)	(19.28)	(35.30)	(12.64)
15	Total Comprehensive Income (after tax)	(502.03)	234.34	(762.95)	(912.23)	(1,606.06)
16	Paid-up equity share capital (Face value of the Share - Rs.2/-)	1,395.44	1,395.44	1,395.44	1,395.44	1,395.44
17.i	Earnings per share (before extraordinary items) (of Rs.2/- each) (not annualised) :					
	a) Basic	0.77	(1.43)	(1.27)	(1.18)	(2.36)
	b) Diluted	0.77	(1.43)	(1.27)	(1.18)	(2.36)
17.ii	Earnings per share (after extraordinary items) (of Rs.2/- each) (not annualised) :					
	a) Basic	0.77	(1.43)	(1.27)	(1.18)	(2.36)
	b) Diluted	0.77	(1.43)	(1.27)	(1.18)	(2.36)



Segment Wise Revenue, Results, Assets, Liabilities and Capital Employed

Rupees in Lakhs

Particulars	3 months ended 31st December 2016	Preceding 3 months ended 30th September 2016	Corresponding 3 months ended in the previous year 31st December 2015	Year to date figures for current period ended 31st December 2016	Year to date figures for the previous year ended 31st December 2015
	Unaudited	Unaudited	Unaudited (Refer Note 2)	Unaudited	Unaudited (Refer Note 2)
1 Segment Revenue					
a) Plantations (Tea)	2,050.49	2,212.93	2,234.76	6,444.56	6,553.75
b) Plantations (Coffee)	1,365.33	1,501.19	253.06	4,122.93	2,574.65
c) Auto Electrical Components	2,680.65	2,766.98	2,461.51	8,129.00	7,683.11
d) Investments	383.63	527.86	401.91	1,298.13	1,441.34
e) Healthcare	609.20	626.87	585.67	1,828.26	1,774.64
f) Others	166.96	171.15	131.70	490.94	390.46
g) Unallocated	1,406.96	-	-	1,406.96	-
Total	8,663.22	7,806.98	6,068.61	23,720.78	20,417.95
Less : Inter Segment Revenue	-	-	-	-	-
Net Revenue from Operations	8,663.22	7,806.98	6,068.61	23,720.78	20,417.95
2 Segment Results					
a) Plantations (Tea)	(404.51)	(750.02)	(736.93)	(1,181.55)	(1,506.54)
b) Plantations (Coffee)	13.36	40.39	171.80	98.37	475.82
c) Auto Electrical Components	318.94	341.30	284.82	938.56	887.20
d) Investments	383.63	527.86	401.91	1,298.13	1,441.34
e) Healthcare	98.05	126.14	119.80	334.59	385.26
f) Others	44.30	57.50	135.96	185.43	267.78
g) Unallocated	1,406.96	-	-	1,406.96	-
Total	1,860.73	343.17	377.36	3,080.49	1,950.86
Less : i) Interest	(829.75)	(892.62)	(876.48)	(2,533.73)	(2,509.52)
ii) Other Un-allocable expenditure net	(407.90)	(448.33)	(385.18)	(1,288.61)	(1,087.96)
Total Profit / (Loss) before Tax	623.08	(997.78)	(884.30)	(741.85)	(1,646.62)
3 Segment Assets					
a) Plantations (Tea)	7,730.33	8,363.99	7,332.11	7,730.33	7,332.11
b) Plantations (Coffee)	5,539.91	6,766.06	8,325.32	5,539.91	8,325.32
c) Auto Electrical Components	6,352.19	6,473.38	6,815.02	6,352.19	6,815.02
d) Investments	33,089.47	34,128.51	38,837.87	33,089.47	38,837.87
e) Healthcare	1,395.83	1,280.87	1,458.95	1,395.83	1,458.95
f) Others	3,040.29	3,053.23	2,943.45	3,040.29	2,943.45
g) Unallocated	8,664.46	4,603.28	4,992.87	8,664.46	4,992.87
Total Segment Assets	65,812.48	64,669.32	70,705.59	65,812.48	70,705.59
4 Segment Liabilities					
a) Plantations (Tea)	1,020.55	1,280.61	1,507.29	1,020.55	1,507.29
b) Plantations (Coffee)	176.12	350.54	210.90	176.12	210.90
c) Auto Electrical Components	1,220.69	2,078.10	1,563.74	1,220.69	1,563.74
d) Investments	4,000.00	4,000.00	4,500.00	4,000.00	4,500.00
e) Healthcare	285.66	220.24	202.29	285.66	202.29
f) Others	56.21	42.16	107.38	56.21	107.38
g) Unallocated	33,359.73	30,485.74	28,842.79	33,359.73	28,842.79
Total Segment Liabilities	40,118.96	38,457.39	36,934.39	40,118.96	36,934.39
5 Capital Employed (Segment Assets Less Segment Liabilities)					
a) Plantations (Tea)	6,709.78	7,083.38	5,824.82	6,709.78	5,824.82
b) Plantations (Coffee)	5,363.79	6,415.52	8,114.42	5,363.79	8,114.42
c) Auto Electrical Components	5,131.50	4,395.28	5,251.28	5,131.50	5,251.28
d) Investments	29,089.47	30,128.51	34,337.87	29,089.47	34,337.87
e) Healthcare	1,110.17	1,060.63	1,256.66	1,110.17	1,256.66
f) Others	2,984.08	3,011.07	2,836.07	2,984.08	2,836.07
g) Unallocated	(24,695.27)	(25,882.46)	(23,849.92)	(24,695.27)	(23,849.92)
Total Capital Employed	25,693.52	26,211.93	33,771.20	25,693.52	33,771.20



Notes :


- The above financial results have been reviewed by the Audit Committee and having been recommended by it to the Board for approval, were approved by the Board at its meeting held on 10 February 2017.
- Reconciliation of net loss as previously reported on account of transition from the previous Indian GAAP to Ind AS for the quarter and nine months ended 31 December 2015:


Sr. No.	Particulars	Rupees in Lakhs	
		Quarter ended 31/12/2015	Nine Months ended 31/12/2015
		Unaudited	Unaudited
	Net loss for the period under Previous Indian GAAP	(1,032.54)	(1,690.56)
(a)	On account of depreciation and amortisation	(17.59)	(52.61)
(b)	On account of recognition of bio-logical assets at fair value	109.80	(4.10)
(c)	On account of actuarial (loss)/gain on employment benefit recognised in Other Comprehensive Income	(5.83)	39.00
(d)	On account of recognition of mark to market loss on forward contracts	90.18	67.25
(e)	Other Ind AS adjustments	(28.32)	(5.60)
	Net loss for the period under Ind AS	(884.30)	(1,646.62)
	Other Comprehensive Income (net of tax)	121.35	40.56
	Total Comprehensive Income for the period	(762.95)	(1,606.06)

- Out of the expenditure of Rs.1,073.21 Lakhs (Previous period Rs.1,175.81) incurred during the nine months ended 31 December 2016 at coffee estates, an amount of Rs. 1,005.76 Lakhs (Previous period Rs. 816.79 Lakhs) has been charged to Profit & Loss Account for the quarter ended 31 December 2016, balance has been carried forward and will be accounted against the coffee crop of the next quarter.
- Although there has been no increase in remuneration paid to the Managing Director, Mr.Ness Wadia for Financial Year 2015-16, in view of inadequacy of Profits, the Corporation has made an application to the Central Government for approval to the payment of Rs. 289.98 lakhs (excluding retrials of Rs.58.75 lakhs) for the year as it is in excess of the limits prescribed by Schedule V of the Companies Act, 2013.
- Other Income for the quarter ended and nine months ended 31 December 2016 includes Profit from Sale of Flat amounting to Rs. 1,406.96 lakhs.
- The figures for the previous period have been regrouped wherever necessary.

On behalf of the Board of **The Bombay Burmah Trading Corporation, Limited**

Mumbai,
10 February 2017




Ness Wadia
Managing Director

THE BOMBAY BURMAH TRADING CORPORATION, LIMITED

Registered Office : 9, Wallace Street, Fort, Mumbai 400 001.
CIN : L99999MH1863PLC000002



Rupees in Lakhs

Particulars	Quarter ended 31st December 2016	Preceding 3 months ended 30th September 2016	Corresponding 3 months ended in the previous year 31st December 2015	Year to date figures for current period ended 31st December 2016	Year to date figures for the previous year ended 31st December 2015
Total income from operations (net)	8,663.22	7,806.98	6,068.61	23,720.78	20,417.95
Net Profit/(Loss) from ordinary activities after tax	538.35	(997.78)	(884.30)	(826.58)	(1,646.62)
Net Profit/(Loss) for the period after tax (after extraordinary items)	538.35	(997.78)	(884.30)	(826.58)	(1,646.62)
Equity Share Capital	1,395.44	1,395.44	1,395.44	1,395.44	1,395.44
Earnings per share (before extraordinary items) (of Rs.2/- each)					
Basic	0.77	(1.43)	(1.27)	(1.18)	(2.36)
Diluted	0.77	(1.43)	(1.27)	(1.18)	(2.36)
Earnings per share (after extraordinary items) (of Rs.2/- each)					
Basic	0.77	(0.53)	(1.27)	(1.18)	(2.36)
Diluted	0.77	(0.53)	(1.27)	(1.18)	(2.36)

Notes :

1) The above financial results have been reviewed by the Audit Committee and having been recommended by it to the Board for approval, were approved by the Board at its meeting held on 10 February 2017.

2) The Company has adopted the Indian Accounting Standards (Ind AS) from 1 April 2016 and these financials results have been prepared in accordance with the recognition and measurement principles laid down in Ind AS 34 - Interim Financial Reporting prescribed under Section 133 of the Companies Act, 2013 read with the relevant rules issued thereunder and other accounting principles generally accepted in India.

3) The above is an extract of the detailed format of Quarterly Financial Results filed with the Stock Exchanges under Regulation 33 of the SEBI (Listing and Other Disclosure Requirements) regulations, 2015. The full format of the Quarterly Financial results are available on www.bseindia.com and www.nseindia.com and on the Corporation's web site www.bbtcl.com



On behalf of the Board of The Bombay Burmah Trading Corporation, Limited

Ness Wadia

Managing Director

Mumbai,

10 February 2017

B S R & Co. LLP

Chartered Accountants

5th Floor, Lodha Excelus,
Apollo Mills Compound
N. M. Joshi Marg, Mahalaxmi
Mumbai - 400 011
India

Telephone +91 (22) 4345 5300
Fax +91 (22) 4345 5399

Limited Review Report on Quarterly and Year to Date unaudited Financial Results of The Bombay Burmah Trading Corporation, Limited pursuant to the Regulation 33 of the SEBI (Listing Obligations and Disclosure Requirements) Regulations, 2015

To The Board of Directors of The Bombay Burmah Trading Corporation, Limited

We have reviewed the accompanying statement of unaudited financial results ('the Statement') of The Bombay Burmah Trading Corporation, Limited ("the Company") for the quarter and nine months ended 31 December 2016, attached herewith, being submitted by the Company pursuant to the requirements of Regulation 33 of the SEBI (Listing Obligations and Disclosure Requirements) Regulations, 2015.

This Statement is the responsibility of the Company's Management and has been approved by the Board of Directors in their meeting held on 10 February 2017. Our responsibility is to issue a report on the Statement based on our review.

We conducted our review in accordance with the Standard on Review Engagement (SRE) 2410, "Review of Interim Financial Information Performed by the Independent Auditor of the Entity", issued by the Institute of Chartered Accountants of India. This Standard requires that we plan and perform the review to obtain moderate assurance as to whether the financial results are free of material misstatement. A review is limited primarily to inquiries of Company personnel and analytical procedures applied to financial data and thus provides less assurance than an audit. We have not performed an audit and accordingly, we do not express an audit opinion.

Based on our review conducted as above, nothing has come to our attention that causes us to believe that the accompanying Statement prepared in accordance with applicable accounting standards i.e. Ind AS prescribed under Section 133 of the Companies Act, 2013, read with relevant rules issued thereunder and other recognized accounting practices and policies has not disclosed the information required to be disclosed in terms of Regulation 33 of the SEBI (Listing Obligations and Disclosure Requirements) Regulations, 2015 and SEBI Circular dated 5 July 2016 including the manner in which it is to be disclosed, or that it contains any material misstatement.

For **B S R & Co. LLP**
Chartered Accountants

Firm's Registration No: 101248W/W-100022



Vijay Mathur
Partner

Membership No: 046476

Mumbai
10 February 2017