

10th February, 2017

To,

BSE Limited Phiroze Jeejeebhoy Towers, Dalal Street, Mumbai – 400 001 Scrip Code: 532641	National Stock Exchange of India Limited Exchange Plaza, Plot No. C/1, G-Block, Bandra Kurla Complex, Bandra (East), Mumbai – 400 051 Scrip Symbol: NDL
----------------------------------------------------------------------------------------------------------	-------------------------------------------------------------------------------------------------------------------------------------------------------------------------------

Dear Sir,

Subject: Submission of Investor Presentation – February 2017


We are pleased to submit herewith a copy of the latest Investor Presentation of Nandan Denim Limited for the month of February 2017.

You are requested to kindly take the same on record.

Thanking you,

Yours sincerely,

For NANDAN DENIM LIMITED


Purvee Roy,
Company Secretary
Mem. No. F8978



Nandan Denim Limited
(Formerly known as Nandan Exim Limited)
(CIN:L51909GJ1994PLC022719)

Plant & Regd. Office:

Survey No. 198/1, 203/2, Sajjpur-Gopalpur, Pirana Road, Piplej, Ahmedabad - 382405
Ph.: +91 9879200199 Website: www.nandandenim.com Email: info@nandandenim.com

Corporate House:

Chiripal House, Shivranjani Cross Roads, Satellite, Ahmedabad - 380 015
Ph.: 079-26734660/2/3 Fax: 079-26768656

NANDAN DENIM LIMITED



Q3 & 9M FY17 RESULTS PRESENTATION

FEBRUARY 2017



This presentation and the following discussion may contain “forward looking statements” by Nandan Denim Limited (“Nandan Denim”) that are not historical in nature. These forward looking statements, which may include statements relating to future results of operations, financial condition, business prospects, plans and objectives, are based on the current beliefs, assumptions, expectations, estimates, and projections of the management of Nandan Denim about the business, industry and markets in which it operates.

These statements are not guarantees of future performance, and are subject to known and unknown risks, uncertainties, and other factors, some of which are beyond Nandan Denim’s control and difficult to predict, that could cause actual results, performance or achievements to differ materially from those in the forward looking statements. Such statements are not, and should not be construed, as a representation as to future performance or achievements of Nandan Denim. In particular, such statements should not be regarded as a projection of future performance of Nandan Denim. It should be noted that the actual performance or achievements of the company may vary significantly from such statements.

DISCUSSION SUMMARY

01	Q3 & 9M FY17 Financials & Summary Outlook
02	About Us
03	Rationale for Capacity Expansion & Integration
04	Annexure

Page No

4

9

19

23

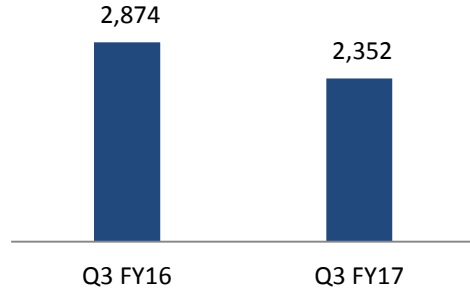


01 Q3 & 9M FY17 FINANCIALS & OUTLOOK

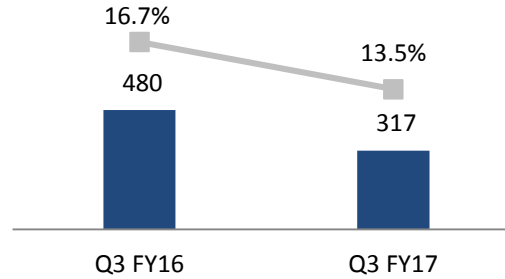


Q3 FY17 RESULT ANALYSIS

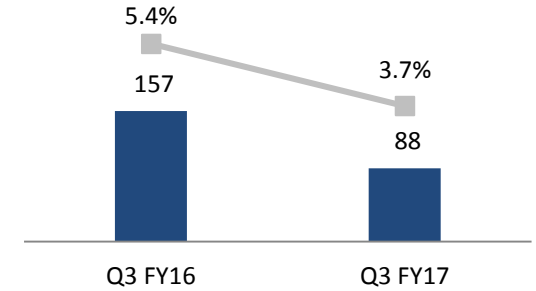
REVENUES



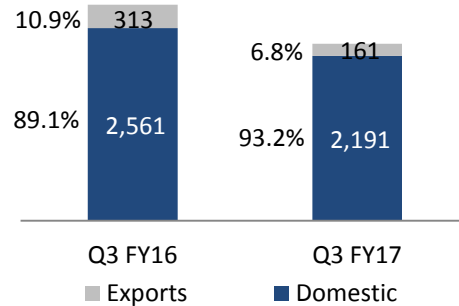
EBITDA & EBITDA MARGIN



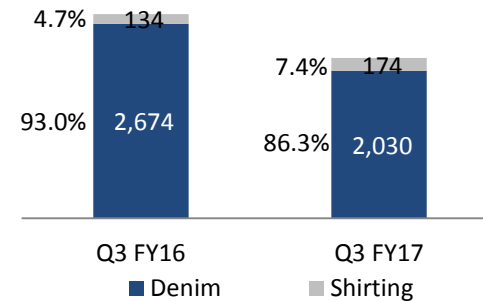
PAT & PAT MARGIN



REVENUES MIX



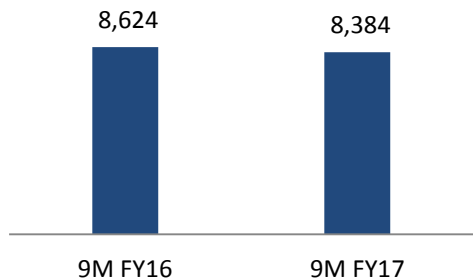
REVENUE MIX



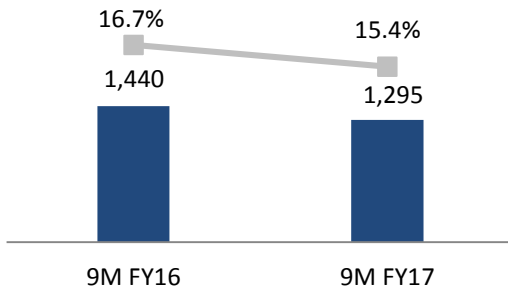
Amounts in INR million

9M FY17 RESULT ANALYSIS

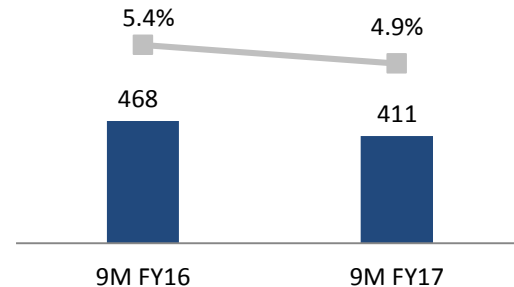
REVENUES



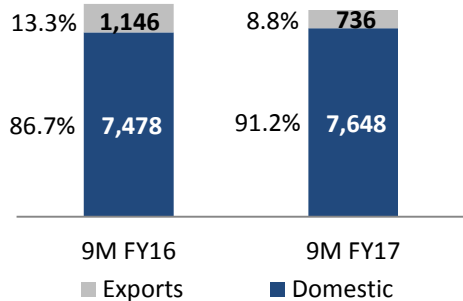
EBITDA & EBITDA MARGIN



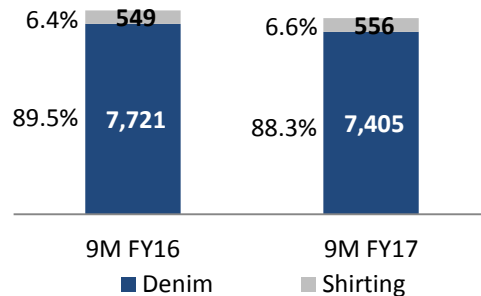
PAT & PAT MARGIN



REVENUES MIX



REVENUE MIX



Amounts in INR million

Q3 & 9M FY17 P&L STATEMENT

Particulars in Rs Mn	Q3 FY17	Q3 FY16	YOY%	Q2 FY17	QOQ%	9M FY17	9M FY16	YOY %
Revenue from Operation	2,352	2,874	-18.1%	3,026	-22.3%	8,384	8,624	-2.8%
Cost of Goods Sold	1,627	1,924	-15.4%	2,023	-19.6%	5,660	5,707	-0.8%
Gross Profit	725	950	-23.6%	1,003	-27.7%	2,723	2,917	-6.6%
Gross Margin %	30.8%	33.0%	-222 bps	33.1%	-231 bps	32.5%	33.8%	-134 bps
Employee Expenses	137	130	5.8%	152	-9.7%	438	378	15.8%
Other Expenses	271	340	-20.2%	360	-24.8%	990	1,099	-9.9%
EBITDA	317	480	-34.0%	491	-35.4%	1,295	1,440	-10.1%
EBITDA Margin %	13.5%	16.7%	-324 bps	16.2%	-275 bps	15.4%	16.7%	-125 bps
Depreciation	169	167	1.4%	169	0.3%	508	500	1.6%
Finance Cost	60	97	-38.7%	88	-31.9%	236	299	-20.9%
Other Income	5	12	-56.4%	5	-3.3%	16	26	-37.0%
Profits Before Taxes	93	228	-59.1%	240	-61.2%	567	667	-15.0%
Taxes	5	71	-92.7%	77	-93.2%	157	200	-21.5%
Profits After Tax	88	156	-43.9%	163	-46.1%	411	468	-12.2%
PAT Margin %	3.7%	5.4%	-171 bps	5.4%	-165 bps	4.9%	5.4%	-52 bps
EPS (Rs.) – Basic	1.83	3.44	-46.8%	3.39	-46.0%	8.65	10.26	-15.7%

STRONG DOMESTIC AND GLOBAL DEMAND FOR DENIM APPARELS



IMPROVING CAPACITY UTILISATION OF THE EXPANDED DENIM CAPACITY



10% - 15% GROWTH IN REVENUES



EBITDA MARGIN IMPROVEMENT FROM SPINNING CAPACITY EXPANSION



HIGHER ROCE

02 ABOUT US



One World With Denim

At Nandan Denim,
we aim at weaving the world together

ABOUT US: CHIRIPAL GROUP – EMERGING CONGLOMERATE

BUSINESS DIVISION	GROUP COMPANIES	DETAILS
Textiles	Nandan Denim Ltd.	
	Chiripal Industries Ltd. (Processing Division)	<ul style="list-style-type: none"> Fully integrated facilities for manufacturing range of products viz. woven fabrics, circular knitted fabrics, polar fleece fabrics, cotton hosiery, denim, etc.
	Vishal Fabrics Ltd.	
Chemicals	Chiripal Industries Ltd. (Chemicals Division)	<ul style="list-style-type: none"> Operates two major divisions – Adhesives & Speciality Performance Chemicals. Equipped to provide world class solutions to the paints, paper, leather, packaging & textile industries
Packaging	Chiripal Poly Films Ltd.	<ul style="list-style-type: none"> World Class two imported Biaxial orientation of polypropylene (BOPP) lines from Bruckner, Germany for manufacturing films capacity of 77,550 MTPA. In addition, CPFL has two Metalizers for producing metalized films. The company is also implementing BOPET Line to cater to wide demand for BOPET Products.
Infrastructure	Shanti Developers	
	Dholi Integrated Spinning Park	<ul style="list-style-type: none"> Operates a fully equipped industrial park for SME enterprises in the textile sector
	Vraj Integrated Textile Park	<ul style="list-style-type: none"> Has made a successful foray in the area of residential infrastructure as well.
Education	Shanti Educational Initiatives Ltd.	<ul style="list-style-type: none"> Runs 5 schools under the brand “Shanti Asiatic” across the country with over 3,000 students. Present in the management education space having student strength of 560 students. Successfully running over 185 pre-K franchise – Shanti Juniors with over 10,000 students.

STRONG PEDIGREE

- Nandan Denim Limited is a part of a leading conglomerate, Chiripal Group, which was established in 1972 and is currently diversified across several businesses like Textiles, Chemicals, Packaging, Infrastructure and Education.
- Nandan Denim commenced its operations in 1994 with textile trading business and forayed into textile manufacturing in 2004. The company currently engages in manufacturing of denims, cotton fabrics and khakis.
- The company is run by a professional management team with an average experience of more than two decades.

LEADING INTEGRATED DENIM MANUFACTURER

- Nandan Denim has one of the largest denim fabric manufacturing capacities in the world.
- The company expanded its denim fabric capacity from 71 MMPA to 110 MMPA.
- The company has completed backward integration by expanding its spinning capacity from 70 TPD (tonnes per day) to 124 TPD which will result into higher operating margins.
- The company also owns a captive power plant of 15 MW.

STRONG FINANCIAL PERFORMANCE

- Consolidated revenues, EBITDA and PAT were Rs 11,567 mn, Rs 1,911 mn and Rs 633 mn in FY16 having grown at CAGR of 19%, 23% and 36% over FY12-FY16.
- Stable EBITDA margins of around 14% - 16% over FY12-FY16.
- Return ratios have improved over last five years driven by improving asset turnover.
 - ROCE – 11.7% in FY12 to 15.7% in FY16.
 - ROE – 12.3% in FY12 to 20.9% in FY16.
- FY16 Debt : Equity was 1.5:1.

ABOUT US: INTEGRATED DENIM FABRIC FACILITY



FIBRE

Ginned Cotton

70% of cotton requirement
is met from Gujarat



YARN

Spinning

Spinning Capacity – 124 TPD



FABRIC

Weaving & Processing

Denim – 110 MMPA
Shirting – 10 MMPA

KEY HIGHLIGHTS

- One of the largest denim fabric facility in the world and largest in India.
- Machinery with latest technology from Germany and Japan, capable of producing wide range of denim fabrics.
- ~10% domestic denim fabric market share.
- Sufficient power through 15 MW captive power plant.

THE GUJARAT ADVANTAGE

GUJARAT TEXTILE HUB OF INDIA

- Largest producer of denim fabric (65-70%) in India and third largest in the world.
- Largest producer of cotton in India with ~31% share.
- Textile hub of India housing the entire textile value chain.

GUJARAT TEXTILE POLICY – BENEFITS

- Interest Subsidy (in addition to Central subsidies) for 5 years:
 - 7% - Spinning & garment facilities
 - 6% - Technical textiles
 - 5% - All other facilities
- Power tariff subsidy @ Rs 1/unit for 5 years.
- VAT/Entry Tax reimbursement for 8 years.
- 100% stamp duty reimbursement.



SUPERIOR CONNECTIVITY

- Located in Ahmedabad, the financial capital of Gujarat.
- Superior infrastructure connectivity through roads, rail, airport and ports.

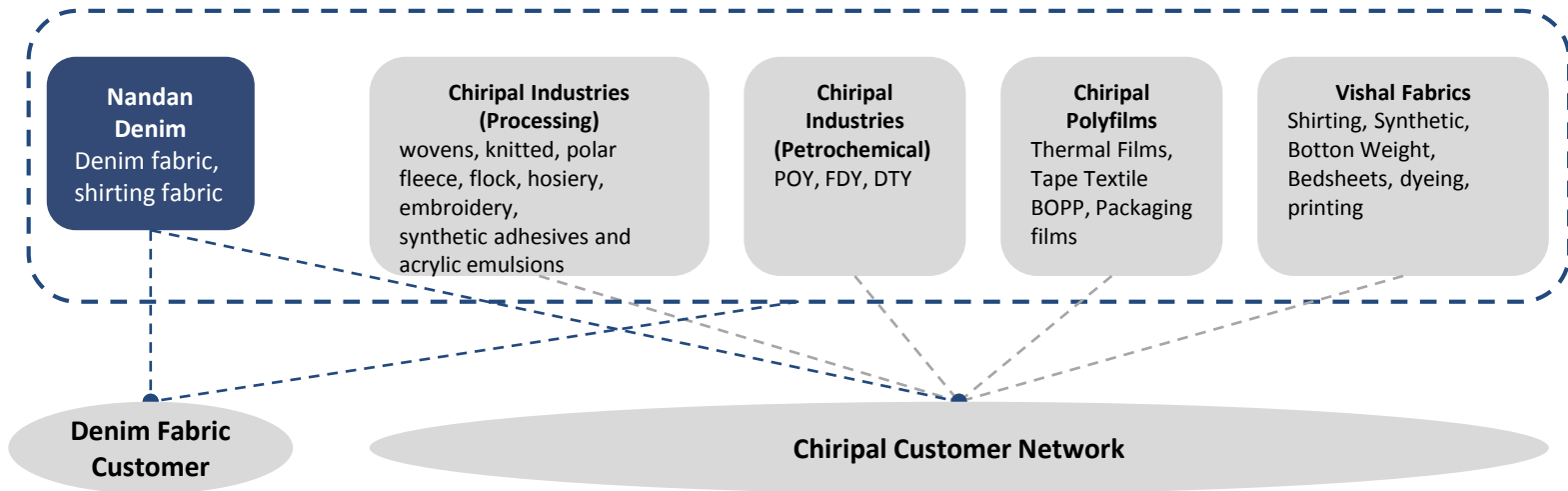
PROXIMITY TO MARKET

- Close proximity to machinery vendors, fabric dealers and leading garment manufacturers resulting in faster delivery and service.
- Lower marketing and transportation overheads.

LOW COST OF PRODUCTION

- Easy availability of key raw material - Cotton.
- Uninterrupted power supply in state of Gujarat.
- Gujarat meets around 70% of the cotton requirement.
- Easy availability of skilled and unskilled labour.

LEVERAGE CHIRIPAL GROUP ECO-SYSTEM



- Access to the large customer network of the Chiripal Group.
- Successful customer acquisition and retention through the cross-leveraging of group capabilities and cross-selling of group offerings.
- One of the largest group level processing capacity of ~0.8 MMPD adding significant value to customers by fulfilling their printing, dyeing, bleaching, synthetic yarn and other processing requirements under one roof.

MARKETING & DISTRIBUTION – DOMESTIC MARKETS

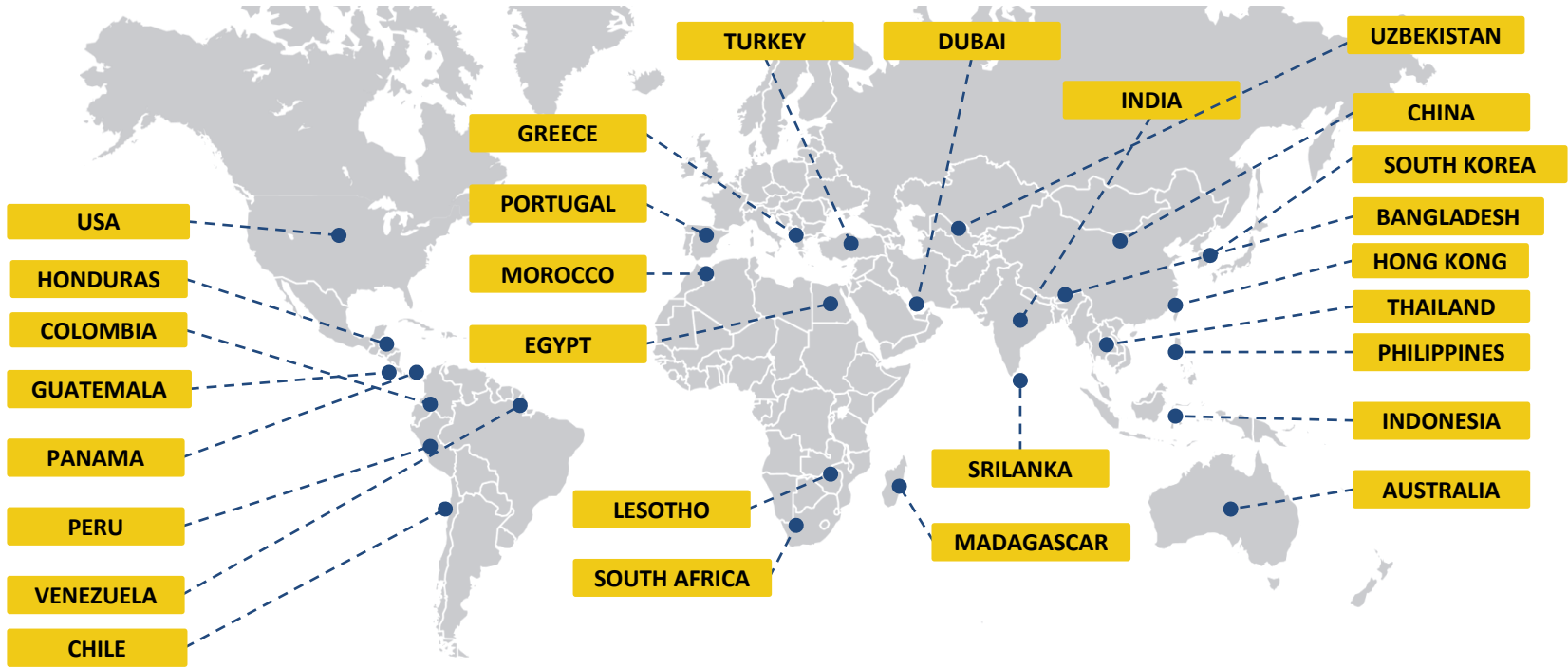
- Leveraging the strong agent-based domestic network of the Chiripal group.
- Strong pan-India network of around 35 – 40 distributors associated with the company for close to a decade.
- Strategic tie-ups with 10 firms to exclusively sell Nandan Denim's products.
- Around 2/3rd of the orders are confirmed through long term agreements involving minimum yearly quantity commitment.

MARKETING & DISTRIBUTION – EXPORTS MARKETS

- Leveraging the strong agent-based global network of the Chiripal group.
- Strong global network of around 15 distributors spread across 8 countries – Peru, Mauritius, Hong Kong, Dubai, Thailand, Bangladesh, New York, Columbia.
- Export of denim fabric to over 27 countries across the globe.
- Merchant exports through various star export houses to give an additional boost to exports.

Despite the current over-supply in the domestic denim market, Nandan Denim has been able to grow its revenues at a CAGR of 19% (compared to industry growth of 12% - 15%) over last 5 years, while improving EBITDA margins to ~16%.

ABOUT US: BUILDING GLOBAL PRESENCE



Nandan Denim exports its denim fabric to over 27 countries across the globe through its strong global dealer-distribution network.

ABOUT US: ACCEPTANCE FROM LEADING BRANDS

DOMESTIC BRANDS




CHEMISTRY



GLOBAL BRANDS



ANN TAYLOR



Capacity	CAPACITY EXPANSION			
	FY13	FY14	FY15	DEC-16
Spinning (TPD)	54	64	64	124
Fabric (MMPA)				
Denim	71	76	99	110
Shirting	-	10	10	10

CAPACITY EXPANSION:

- Capacity expansion to increase the denim fabric manufacturing capacity, spinning capacity and shirting capacity.
- Total capital expenditure of Rs 6,120 mn.

03

Rationale for Capacity Expansion & Integration



STRONG DOMESTIC AND GLOBAL DEMAND

- Strong domestic demand backed by majority young population (78% < 45 years), rising disposable incomes and fashion consciousness and increasing organised retail industry penetration in Tier II and III cities.
- Strong global demand and potential for being a global production hub driven by easy availability of cotton, competitive currency and low cost labour.
- Set to benefit from China's decreasing competitiveness . As per CITI estimates, if China loses 10% market share in global textiles, India's market share will increase by 80%.

LOCATION ADVANTAGE

- Located in Gujarat – Textile hub of India, largest exporter of denim fabric, largest producer of cotton etc.
- Easy availability of cotton (Gujarat meets 70% requirement) and skilled & unskilled labour.
- Close proximity to machinery vendors, fabric dealers and leading garment manufacturers resulting in faster delivery and service and lower overheads.

BENEFITS UNDER CENTRAL AND STATE GOVERNMENT POLICY

- **Gujarat textile policy:** 5% (7% - spinning facility) interest subsidy and power subsidy @ Rs1/unit for 5 years, VAT/Entry Tax reimbursement for 8 years, 100% stamp duty reimbursement.
- **TUFS (Central textile policy):** 5% interest subsidy and 10% capital subsidy for period of 7 years.

RATIONALE FOR CAPACITY EXPANSION AND INTEGRATION

IMPROVED OPERATIONAL FLEXIBILITY

- Integrated facility will improve the overall operational flexibility, helping the company to absorb the increasing market demand.
- Faster delivery and timely execution due to limited dependency on external factors along the value chain.
- Achieve optimum capacity utilisation.
- Maintain consistency and high quality standards.

IMPROVED MARGINS THROUGH BACKWARD INTEGRATION

- In-house production of cotton yarn would result in ~10% savings compared to purchase of yarn from the market.
- Integrated facility to help in better management of the working capital and improve the operational efficiencies.
- Better market response, efficient capacity utilisation and cost savings on captive yarn would result in EBITDA margin improvement from current 14% - 15% to around 19% - 20%.

FUTURE IMPROVEMENT IN ASSET TURNOVER AND RETURN RATIOS

- Upfront expansion capex of Rs 6,120 mn.
- Higher asset turnover along with improved operating margins will result in positive operating leverage and better return ratios.



THANK YOU



Ms. Purvee Roy

Company Secretary

Email: purveeroyn@nandandenim.com

Mr. Nilesh Dalvi / Mr. Arun Prakash

IR Consultant

Email: nilesh.dalvi@dickensonir.com / arun.prakash@dickensonir.com

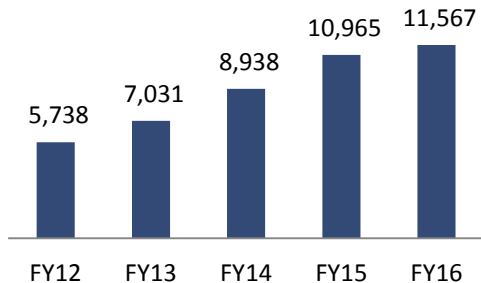
Contact No: +91 9819289131 / +91 7506933892

ANNEXURE

RATIONALE FOR CAPACITY EXPANSION AND INTEGRATION

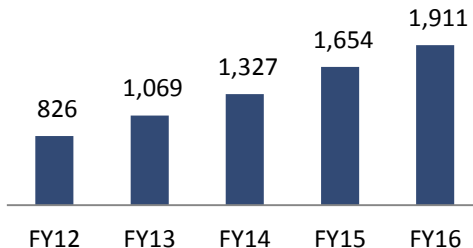
REVENUES (RS MN)

CAGR – 19.2%



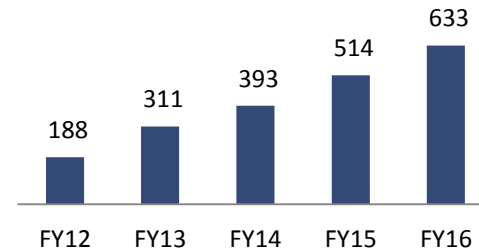
EBITDA (RS MN)

CAGR – 23.3%

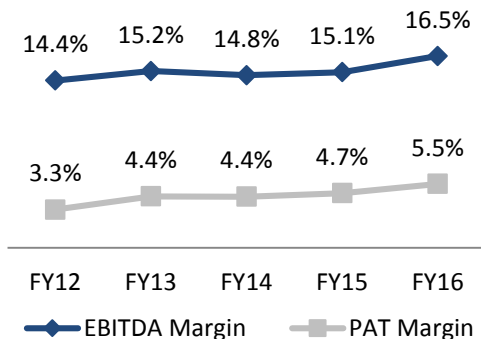


PAT (RS MN)

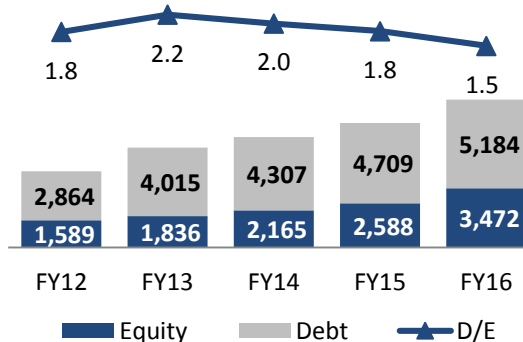
CAGR – 35.5%



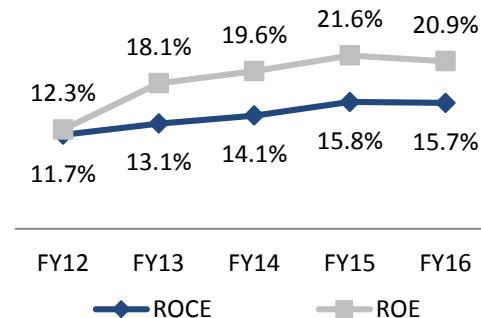
MARGIN ANALYSIS (%)



LEVERAGE ANALYSIS (RS MN)

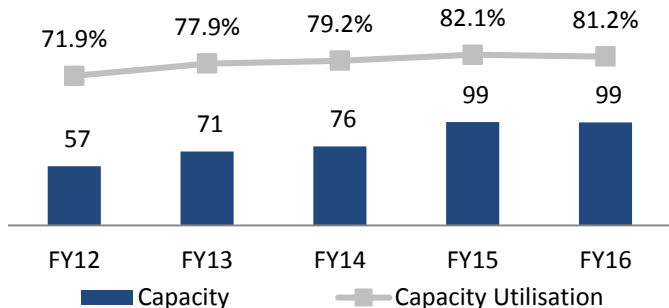


RETURN METRICS (%)

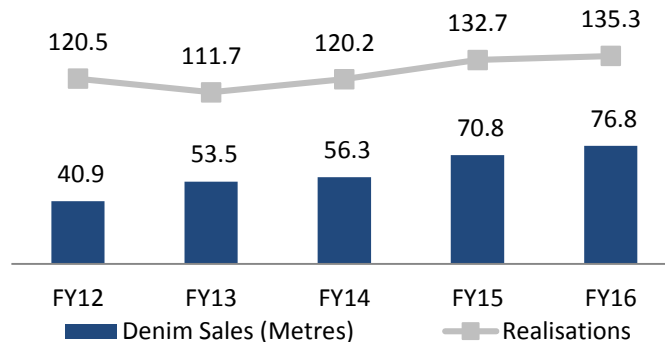


RATIONALE FOR CAPACITY EXPANSION AND INTEGRATION

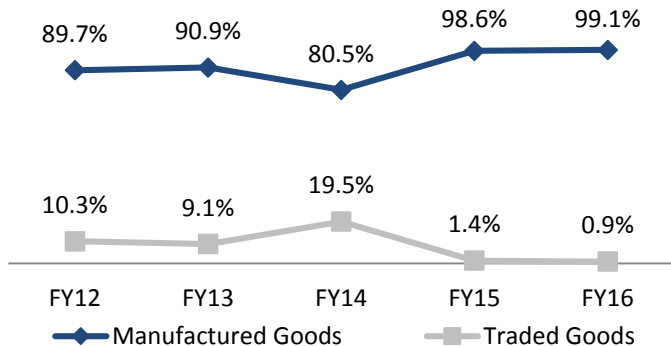
DENIM FABRIC CAPACITY (MMPA)



DENIM REALISATIONS (RS/METRE)



SALES BREAKUP



SALES BREAKUP

