

February 9, 2017

The Secretary BSE Limited Phiroze Jeejeebhoy Towers Limited Dalal Street , Mumbai 400 001	The Secretary National Stock Exchange Limited Exchange Plaza Bandra Kurla Complex Bandra (E) Mumbai 400 051
Security code: 532880	Symbol: OMAXE
Fax No 022-22723121/2037/39/41/61	Fax No 022-2659 8237/38

SUB: Investor Presentation-Q3 & Nine Months (FY 2016-17)


Dear Sir/Madam,

Please find enclosed herewith Investor Presentation of the Company on Standalone and Consolidated Unaudited Financial Results of the Company for the Quarter and Nine months ended on December 31, 2016.

This is for your kind information and record.

Thanking You

Your's Faithfully
For Omaxe Limited



Shubha Singh
Vice President-Legal
& Company Secretary
Encl: a/a

"This is to inform that please make all correspondence with us on our **Corporate Office Address only**"

OMAXE LTD.

Corporate Office: 7, Local Shopping Centre, Kalkaji, New Delhi-110019.
Tel.: +91-11-41896680-85, 41893100, **Fax:** +91-11-41896653, 41896655, 41896799

Regd. Office: Shop No. 19-B, First Floor, Omaxe Celebration Mall, Sohna Road, Gurgaon - 122 001, (Haryana)
Toll Free No. 18001020064, **Website:** www.omaxe.com, **CIN:** L74899HR1989PLC051918



Q3 FY17 Investor Presentation

Omaxe - Vision & Mission

Vision

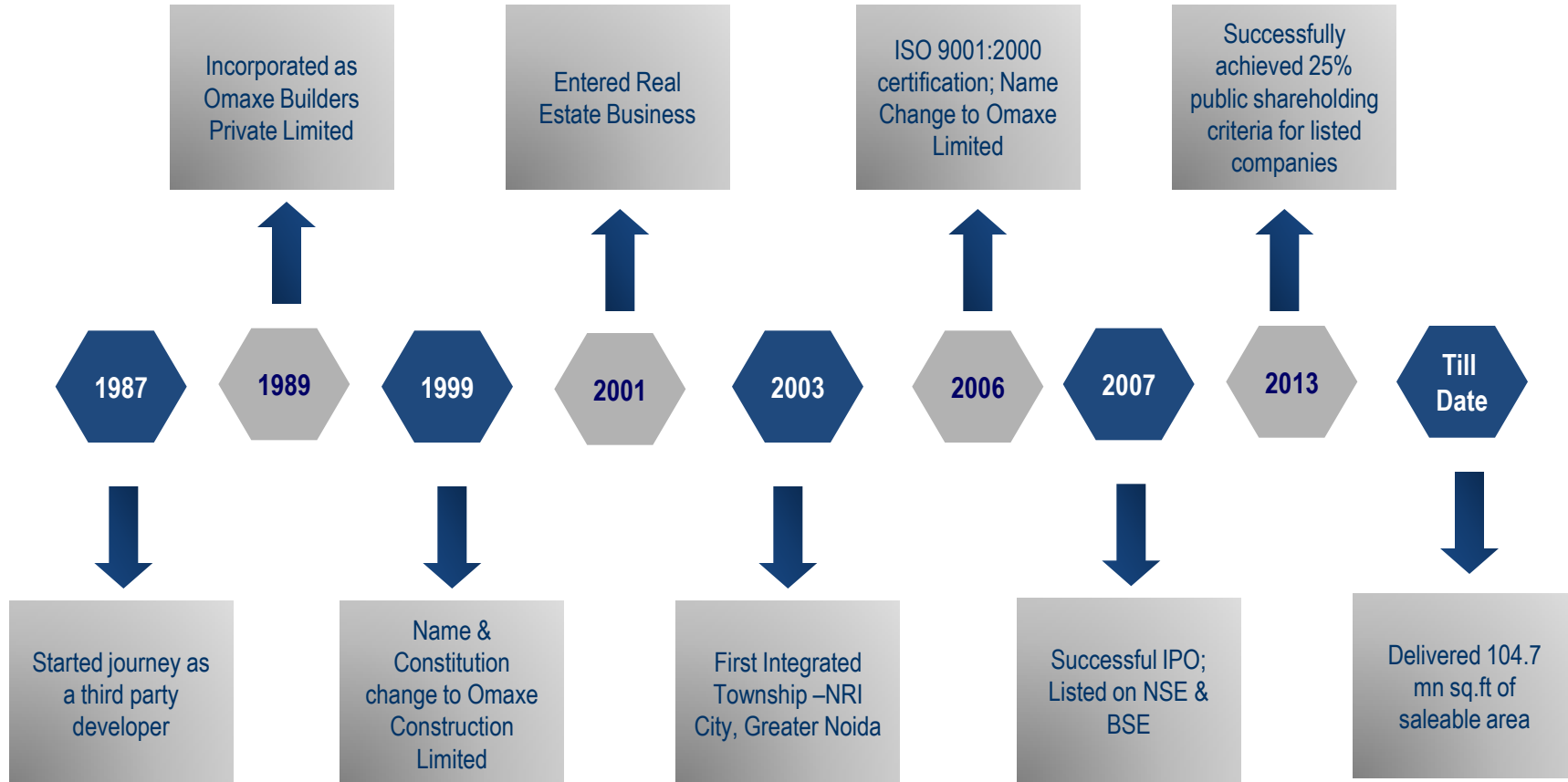
To be a trusted leader in the real estate sector contributing towards a progressive India.

Mission

To provide customer satisfaction and create value for stakeholders through professionalism, transparency, quality, cutting-edge technology and social responsibility.

Journey of Omaxe Limited

Humble beginnings, strong fundamentals, sustained growth



Facts that Built Omaxe

Present across 27 cities and 8 states

On-Going Projects in 22 cities across and 7 States

Project Under Execution/ Construction: ~ 70 mn sq ft

**Area delivered in Real Estate: ~ 72.9 mn sq ft
(Delivered across 26 cities 8 states)**

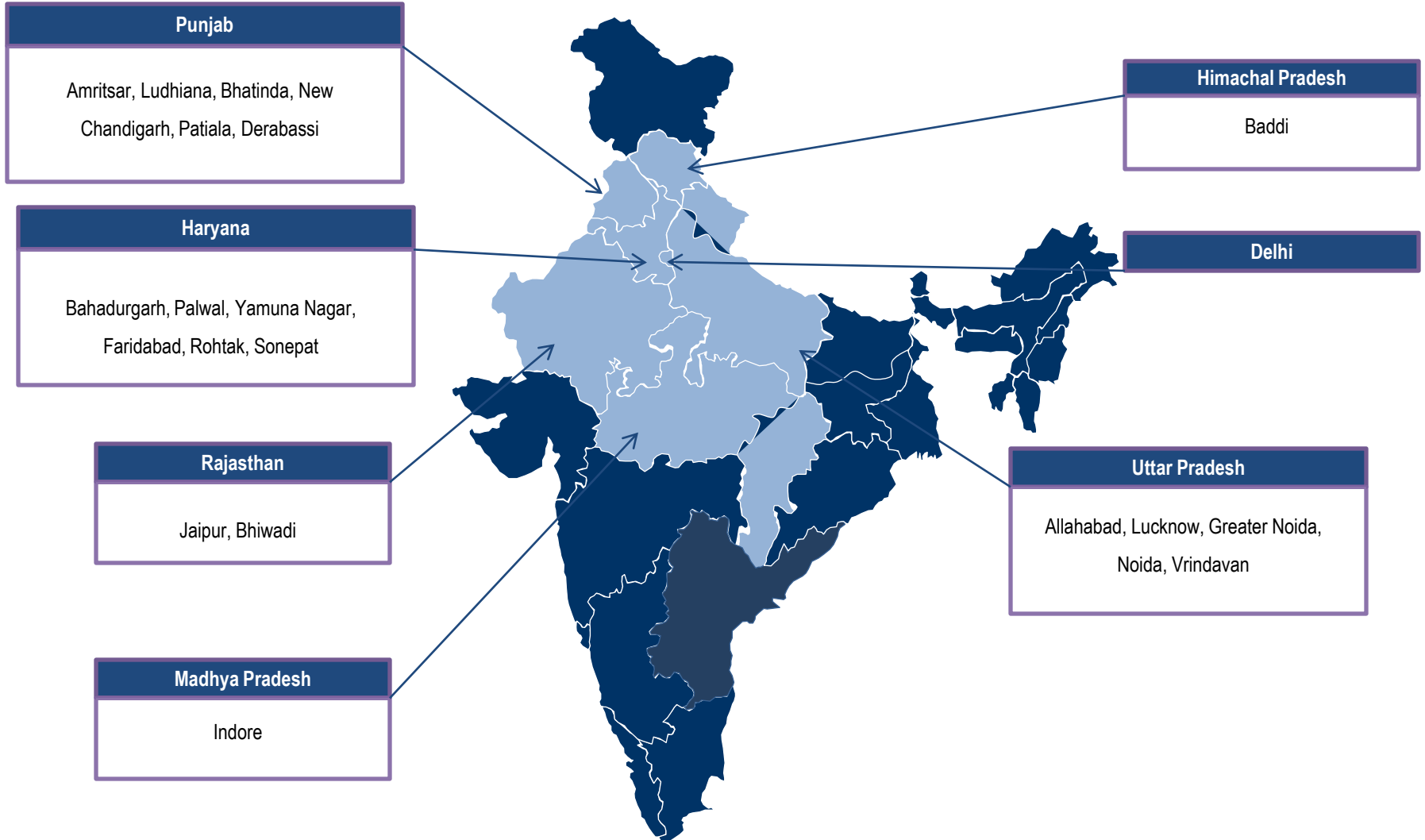
Area delivered as Third Party Contractor: 31.80 mn sq ft (over 123 contracts)

Employee strength: ~1,600

**No. of Projects (ongoing): 13 Group Housing, 16 Townships, 10 Commercial
Malls/ Hotels/ SCO**

KEY FOCUS AREAS...

22 Cities in 7 States



Business Overview (Q3 FY17 vis-à-vis Q3 FY16)

	Q3 FY17	Q3 FY16	Change
Area Sold (mn sq.ft)	0.57	0.79	-28%
Value of Booking (Rs. Cr)	282	276	2%
Avg Rate psf (Rs. INR)	4955	3500	42%

	Q3 FY17		Q3 FY16	
Particular	Area (mn sq ft)	Value (Cr.)	Area (mn sq ft)	Value (Cr.)
Residential	0.47	202	0.73	221
Commercial	0.10	80	0.06	55
Total	0.57	282	0.79	276
Avg Rate psf (Rs. INR)	4955		3500	

Area delivered during the quarter is 1.03 mn sqft

Business Overview (9M FY 17 vis-à-vis 9M FY16)

	9M FY17	9M FY16	Change
Area Sold (mn sq.ft)	2.39	3.57	-33%
Value of Booking (Rs. Cr)	792	1335	-41%
Avg Rate psf (Rs. INR)	3318	3744	-11%

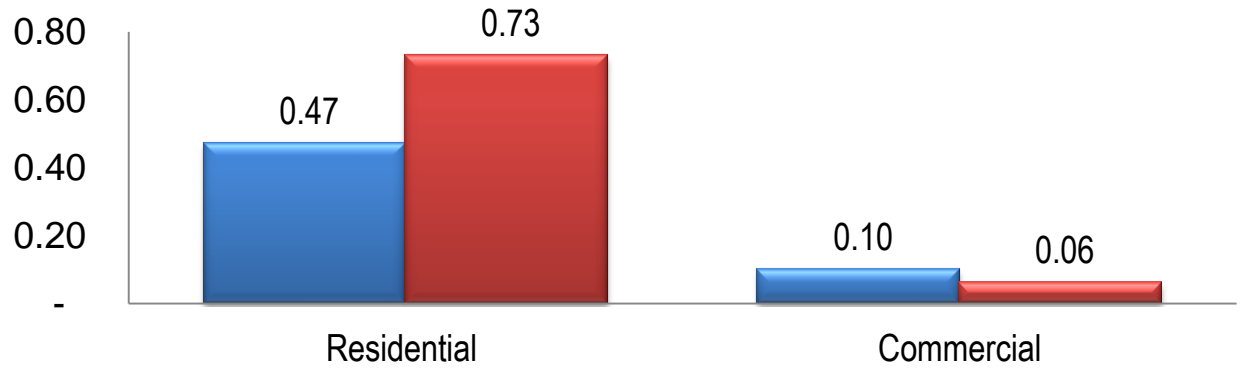
Particular	9M FY17		9M FY16	
	Area (mn sq ft)	Value (Cr.)	Area (mn sq ft)	Value (Cr.)
Residential	1.61	405	3.10	1115
Commercial	0.78	387	0.47	220
Total	2.39	792	3.57	1335
Avg Rate psf (Rs. INR)	3318		3744	

Area delivered during 9 months is 3.75 mn sqft

Business Operation (Q3 FY17 vis-à-vis Q3 FY16)

Area Booked (Mn Sqft)

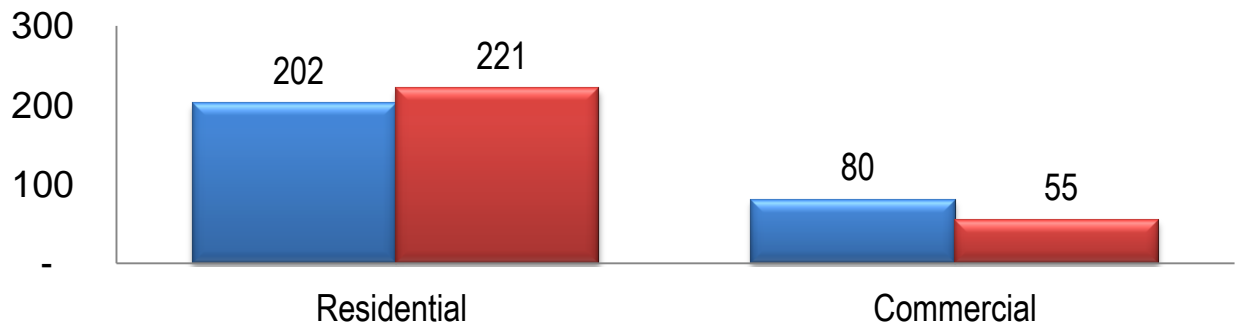
Q3 FY17
Area booked 0.57 mn sqft



■ Q3 FY17 ■ Q3 FY16

Value Of Booking(Rs in Cr)

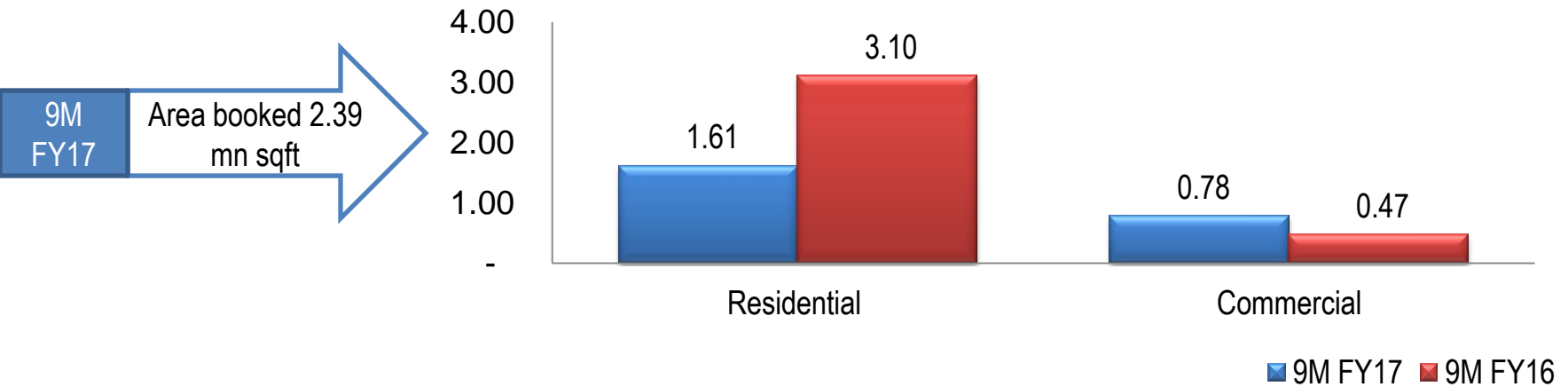
Q3 FY17
Value of booking 282Cr



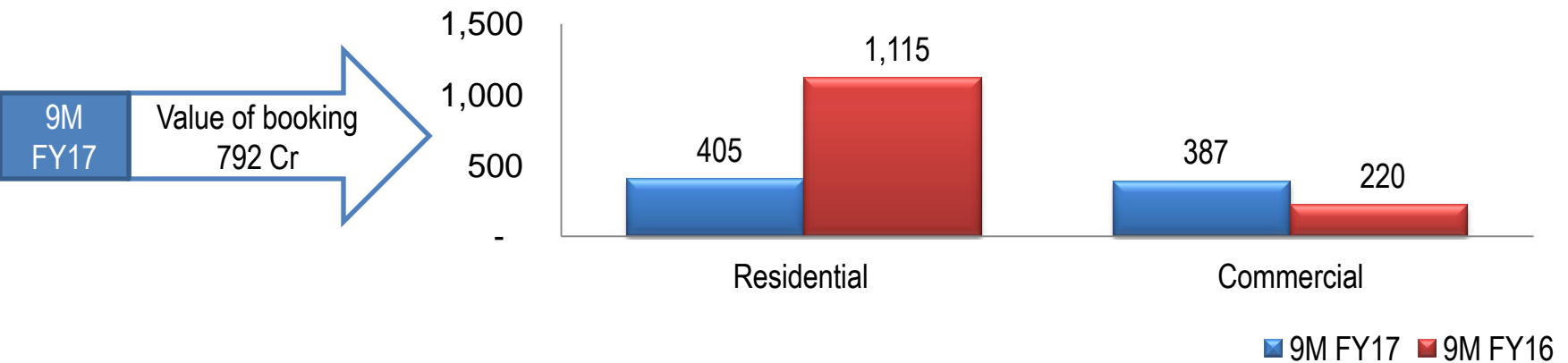
■ Q3 FY17 ■ Q3 FY16

Business Operation (9M FY 16 vis-à-vis 9M FY 15)

Area Booked (Mn Sqft)



Value Of Booking(Rs in Cr)



Financial Highlights

Results (Q3FY17 & 9MFY17)

Fig in Rs. Cr.

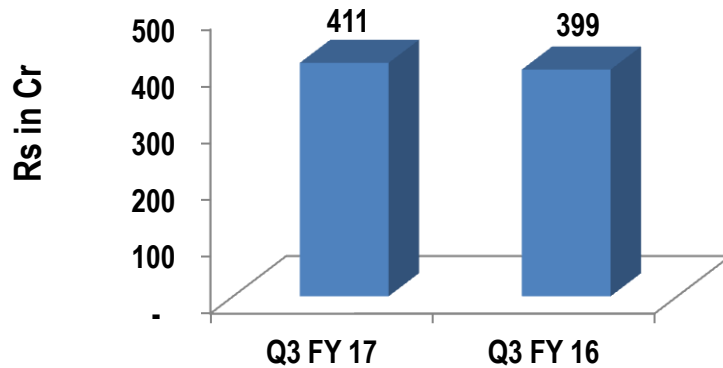
	Quarter Ended^			9 month period^		Year Ended*
	Q3 FY17	Q2 FY17	Q3 FY16	9MFY17	9MFY16	FY16
Turnover	411	327	399	1,175	1,010	1,668
EBIDTA	81	90	75	284	215	276
PBT	38	43	30	156	89	136
PAT	21	23	18	89	48	78
EPS (Diluted) INR	1.13	1.25	1.00	4.86	2.63	4.28

* As per Indian GAAP

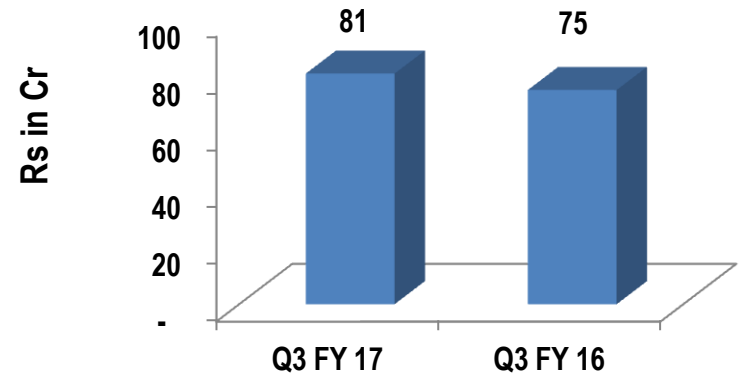
^ As per INDAS

Operational Glimpse (Q3 FY17 vis-à-vis Q3 FY16)

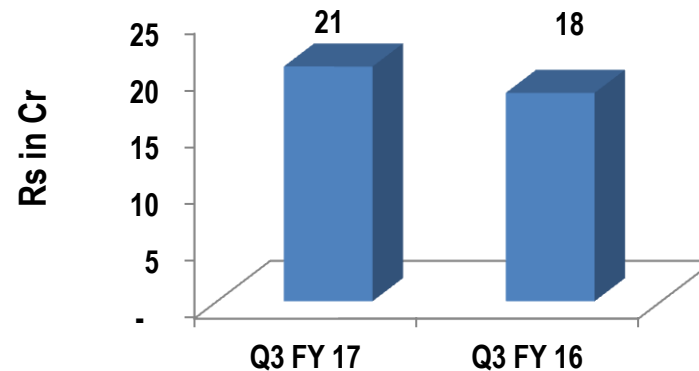
Income from Operation (Cr.)



EBITDA (Cr.)

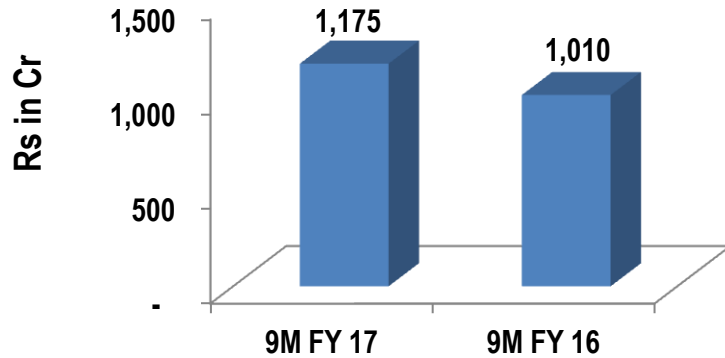


PAT (Cr.)

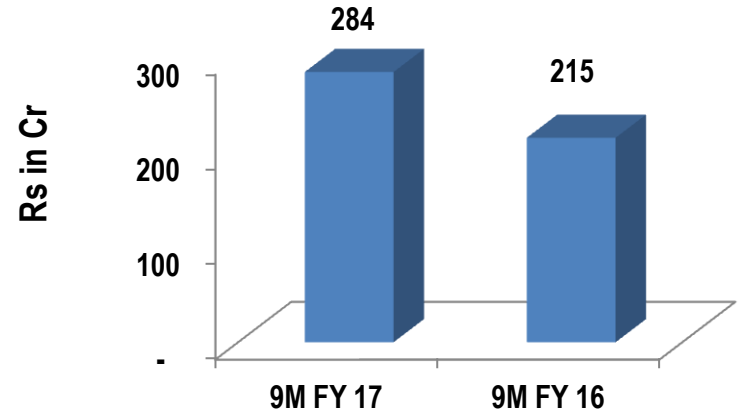


Operational Glimpse (9M FY17 vis-à-vis 9M FY16)

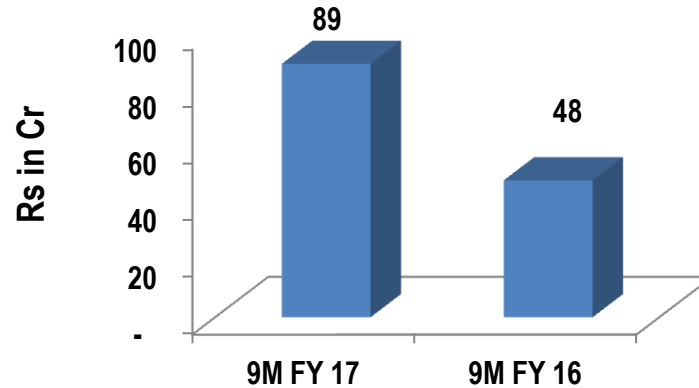
Income from Operation (Cr.)



EBITDA (Cr.)



PAT (Cr.)



New Projects launched in Q3FY17

Particulars	Category	Region	Area Sold(Lac sq.ft)	Sold Value(Cr)
The Resort	Group Housing	Chandigarh	3.75	127
Royal Street Shops	Commercial	Ludhiana	0.32	31

Financial Highlights

Debt Status (as on 31th December, 2016)

Particulars	Amount in Cr.
Gross Debt Position (as on October 1, 2016)	1,428
Add: Loans availed during the Quarter	123
Less: Repaid during the Quarter	147
Add: Working Capital Limit & Others	6
Gross Debt Position (as on December 31, 2016)	1410
Debt Repayment Schedule	
Debt Repayment in next 3 months	140
Net Worth	2117

Financial Highlights

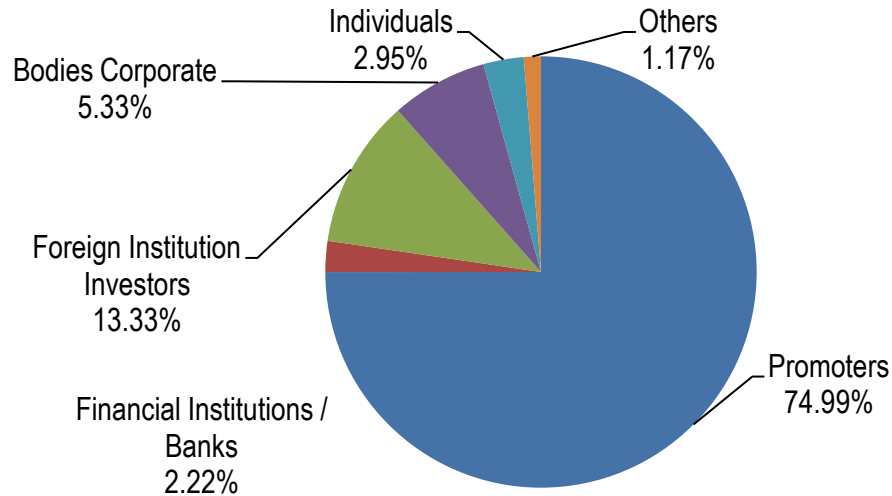
Cash Flow Position (Q3FY17 & 9MFY17)

Fig in Rs. Cr.

Particulars	Q3 FY17	9M FY17
Cash Flow from Operation	436	1191
Total Inflow (A)		
Construction and Other Overhead Expenses	239	688
Admin, selling & Others expenses	143	437
Financial expenses	52	151
Dividend payout		
Total outflow (B)	434	1276
Net cash flow (A-B)=C	2	(85)
Net Borrowings (D)	(36)	86
Net Balance (C+D)	(34)	1

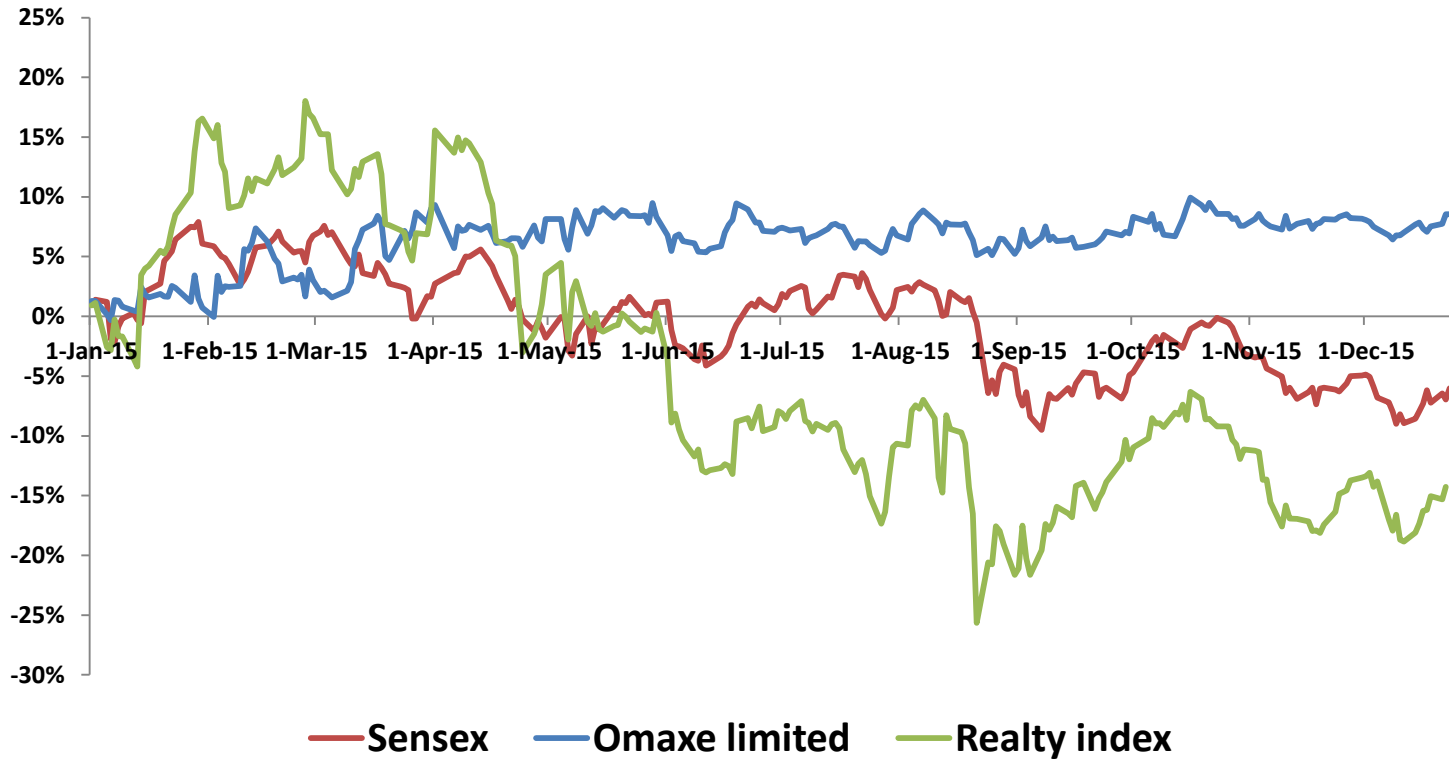
Shareholding Pattern

As on December 31, 2016



Category	No of Shares	Percentage Shareholding
Promoters	137,166,194	74.99%
Financial Institutions / Banks	4,053,660	2.22%
Foreign Institution Investors	24,387,405	13.33%
Bodies Corporate	9,749,856	5.33%
Individuals	5,398,238	2.95%
Others	2,145,187	1.17%
Total	18,29,00,540	100%

Omaxe Limited – Share price movement



Last Trading Price

As on February 09, 2017

INR 168.75

52 Week High

INR 176.30

52 Week Low

INR 132.85

Market Capitalization

INR 3078 cr

Disclaimer

- This presentation has been prepared by Omaxe Limited (the “Company”) solely for your information and for your use and may not be taken away, reproduced, redistributed or passed on, directly or indirectly to another person (whether within or outside your organization or firm) or published in whole or in part for any purpose. By attending this presentation you are agreeing to be bound by forgoing restrictions and to maintain absolute confidentiality regarding the information disclosed in these materials.
- This presentation may contain forward-looking statements, including those relating to our general business plans and strategy, our future financial condition and growth prospects, and future developments in our industry and our competitive and regulatory environment. The Information contained in this presentation does not constitute or form any part of any offer, invitation or recommendation to purchase or subscribe for any securities in any jurisdiction, and neither the issue of the information nor anything contained herein shall form the basis of, or be relied upon in connection with, any or commitment on the part of any person to proceed with any transaction. The information contained in this material has not been independently verified. No representation or warranty, express or implied, is made and no reliance shall be placed on the accuracy, fairness or completeness of the information presented or contained in these materials. Any forward-looking statement in this presentation is subject to the risk and uncertainties that could cause actual result to differ materially from those that may be inferred to being expressed in, or implied by, such statements. Actual results may differ materially from those forward-looking statements due to a number of factors, including future changes or developments in our business, our competitive environment, technology and application, and political, economic, legal and social condition in India and rest of the World. Such forward-looking statements are not indicative or guarantees of future performance. Any forward-looking statements, projections and industries data made by third parties included in this presentation are not adopted by the Company, and the Company is not responsible for such third party statements and projections. This presentation may not be all inclusive and may not contain all of the information that you may consider material. The information presented or contained in these materials is subject to change without notice and its accuracy is not guaranteed. Neither the Company nor any of its affiliates, advisers or representatives accepts liability whatsoever for any loss howsoever arising from any information presented or contained in these materials.
- Figures are subject to change and the company undertakes no obligation to publicly revise the figures to reflect subsequent events or circumstances.