

March 23, 2017

To,

The General Manager Dept. of Corporate Services Bombay Stock Exchange Limited Phiroze Jeejeebhoy Towers, Dalal Street, Mumbai - 400 001 Scrip Code: 533644	The General Manager Listing Department National Stock Exchange of India Limited Exchange Plaza, Bandra Kurla Complex, Bandra (E), Mumbai-400051 Trading Symbol: UJAAS
--	---

Dear Sirs / Madam,

Sub: Schedule of Analyst/ Institutional Investor Meet & Presentation

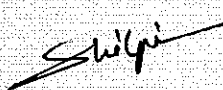
In terms of Regulation 30(6) of the SEBI (Listing Obligations and Disclosure Requirements), Regulations, 2015 ("SEBI LODR") read with Part A of Schedule III to SEBI LODR. We would like to inform you that the Company officials will attend the Valorem Week Analyst Conference 2017 organized by Valorem Advisors scheduled to be held on Monday, 27th March, 2017 at Mumbai.

Please find enclosed investor presentation to be made to the Analysts/ Institutional Investors.

This is for your information and record.

Thanking you,

For UJAAS ENERGY LIMITED




SHILPI SINGH
COMPANY SECRETARY & COMPLIANCE OFFICER
MEMBERSHIP NO. A35225


Encl: Investor Presentation March 2017


UJAAS ENERGY LIMITED (Formerly known as M AND B Switchgears Ltd.)

Corporate Office: 701, NRK Business Park,
Vijay Nagar Square,
Indore - 452010 (M.P.), India

Registered Office: Survey No.211/1,
Opposite Sector - C & Metalman, Sanwer Road
Industrial Area, Indore - 452015 (M.P.), India

Ph. +91-731-4715330, 4715300, Fax: +91-731-4715344
Website: www.ujaas.com | Email: info@ujaas.com
CIN: L31200MP1999PLC013571





UJAAS ENERGY LIMITED INVESTOR PRESENTATION

MARCH 2017



Executive Summary



COMPANY OVERVIEW

- Ujaas Energy Ltd (UEL) was founded by Mr. Shyam Sunder Mundra and is run today along with his two sons, Mr. Vikalp Mundra and Mr. Anurag Mundra.
- Manufacturing transformers for more than 30 years, the company diversified into the generation of solar energy and launched a solar power turn-key project called 'UJAAS' since 2010.
- UEL was listed on both BSE and NSE in October 2011.
- Company's market capitalization as on 31st January 2017 was approximately INR 8,650 Mn.

BUSINESS MIX

UJAAS Parks

- UEL's flagship offering for one stop comprehensive solar turn-key projects to any potential solar power producer.

UJAAS EPC

- Leveraging the company's experience, both in the power and solar sector, the company is now offering solar EPC services to potential solar power producers and captive generators.

UJAAS Rooftop

- With UJAAS Rooftop, the company offer small grid-connected and off-grid solutions to the customer

Solar Power Plant O&M

- The company operates and maintains over 200 MWp on behalf of its clients.
- UEL also has a 15.5 MWp solar power plant on its own books.

MARKETS

- **UJAAS Parks** – UEL has set up more than 175 MWp of Solar Power plants for several corporate and Individual clients like KRBL, SRS, Friends Group, Rockwell, Avon Cycles, SECI etc.
- **UJAAS EPC** – UEL has also set up solar power projects at client sites for various reputed clients such as Airports Authority of India, SECI, Oil India Ltd and West Bengal State Electricity Board.
- **UJAAS Rooftop** - UEL has set up more than 5 MWp of Solar Rooftop projects for several clients like PNB IIT, NTPC Auraiya etc.

FINANCIALS

- **Total Income** in FY16 reported at INR 2,795 Mn
- **EBITDA** in FY16 reported at INR 649 Mn; **EBITDA Margins** reported at 23.22%
- **Net Profit** in FY16 reported at INR 209 Mn; **PAT Margins** reported at 7.44%



COMPANY OVERVIEW

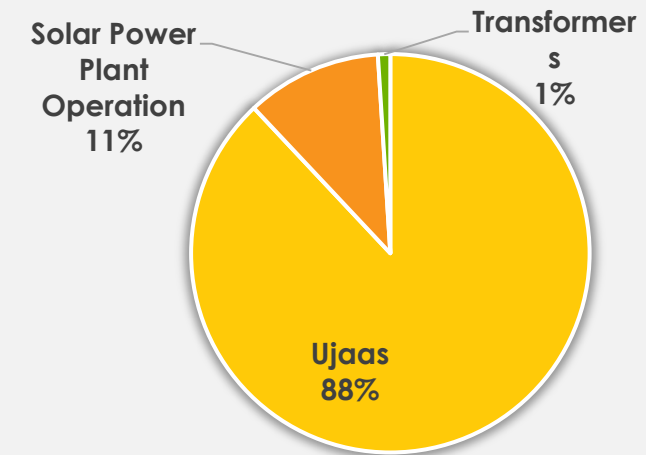


Company at a Glance

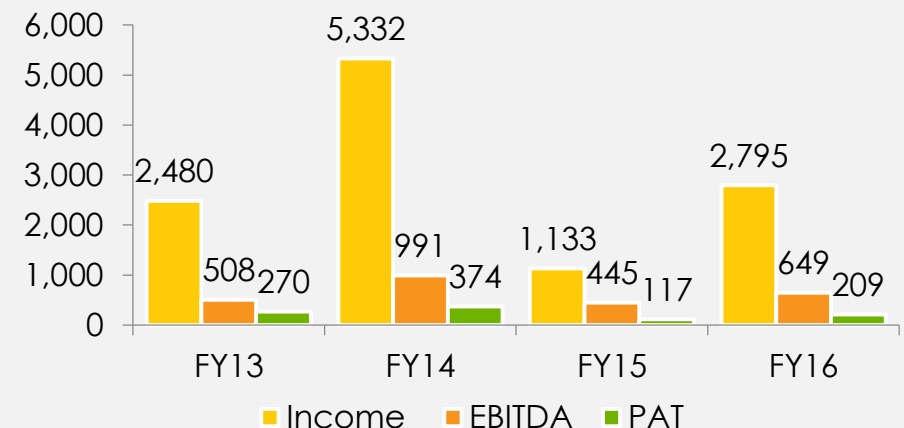


- One of the Leading Solution Providers in the Indian Solar Power Sector. Focused on developing, operating and maintaining a diversified portfolio of solar energy power plants under its flagship Brand 'UJAAS'
- Founded by **Mr. Shyam Sunder Mundra** in **1976**, as a sole proprietorship firm under the name of **M & B Switchgears**. In August 2013, M & B Switchgears Limited was re-named to **Ujaas Energy Ltd.**
- Started with the manufacturing of panel meter for energy controlling & thereafter developed a technology to transform energy with the manufacturing of **Energy Transformers** viz. Distribution, Power & Furnace.
- Taking from its experience in the transformers and the utilities Industry, Ujaas Energy Ltd realized the huge potential in '**Green Energy**' and ventured into the generation of Solar Power.
- The company became a pioneer in generation of green energy by becoming one of India's first public companies to enter into the **solar power generation and solar power turnkey project management**. Ujaas Energy Ltd also became the **first company to register under Solar REC Mechanism**.
- Realizing the vast potential, Ujaas Energy Ltd erected and commissioned its first 2.2 MWp Solar Power Plant in March 2012 and then went on to add over **200 MWp** of solar power projects across the country over the years.

Segmental Break-up FY16



Financial Performance (INR Mn)



Experienced promoters and professional management team



Shyam Sunder Mundra
Chairman & MD

- Has >43 years of experience in the power industry
- Prior to Ujaas, worked for the Madhya Pradesh Electricity Board, before venturing into the transformer business independently



Vikalp Mundra
Joint MD

- Possesses an overall experience spanning 22 years in the Energy sector
- Currently designated as the Chairman of Renewable Energy Committee, IEEMA



Anurag Mundra
Joint MD

- Joined the Company in 1999 and possesses over 16 years experience in the Energy Sector
- Holds the CFA Charter from Institute of Chartered Financial Analysts of India, Hyderabad

Manish Agarwal
COO

- Has >19 years of experience in key Leadership roles. Prior to Ujaas, he managed Deloitte's Strategy, Research and Innovation Group

Amit Neema
VP - Operations

- Has ~20 years of work experience and currently heading Rooftop Business segment and Business Development Policy of the Company

Ashu Gupta
VP - Corporate

- Possesses extensive hands-on renewable energy experience and is currently heading the Rooftop Business segment and Business Development Policy of the Company

Sumit Somani
VP - Business Development

- Possesses experience of >13 years in the field of renewable energy, and currently heads the Business Development vertical

Prashant Gupta
VP - Retail Business

- 16+ years of track record in managing operations, entailing Sales, Distribution, Marketing

Anjan Ghosh
Business Head- EPC

- An IIT Kharagpur Alumnus with post-graduation in Business management. He over 30 years of experience in solar business with Companies like Crompton Greaves, Voltas, Murugappa, Caterpillar, Tata BP Solar & Tata International. He heads EPC Business of the Company

Experienced team of employees



F&A

4%



Design

4%



Purchase and Stores

4%



Quality Assurance

2%



Admin & Liaisoning

7%



BD and Sales

9%



IT

1%



O&M and SCADA

30%



Project

27%



Human Resources

3%



Retail

7%



Strategy

1%

Key Strengths and Differentiators



One of the leading integrated solar energy power project providers with comprehensive service offering



Demonstrated ability to execute solar power projects across states, terrains and diversified customer base



Experienced promoters and professional management team



Established track record for successfully setting up solar energy power projects



Strong Operation & Maintenance capabilities with ~200 MWp+ under management



UEL's strengths and asset light business model has helped it become one of the leading Solar solution providers in the country

Awards & Recognition



Assigned Solar Energy Grading of SP 1A

Awarded certificate of empanelment as 'Channel Partner' by Ministry of New and Renewable Energy



Declared winner of the Top 100 SMEs of India, at the India SME 100 Awards 2014-15

Acknowledged by 'The Economic Times' amongst The Best Infrastructure Brands of 2016



Acknowledged by Forbes Asia Best Under A Billion Forum & Awards, in December 2014

Acknowledged by BusinessWorld's India's Fastest Growing Companies Awards



Certifications

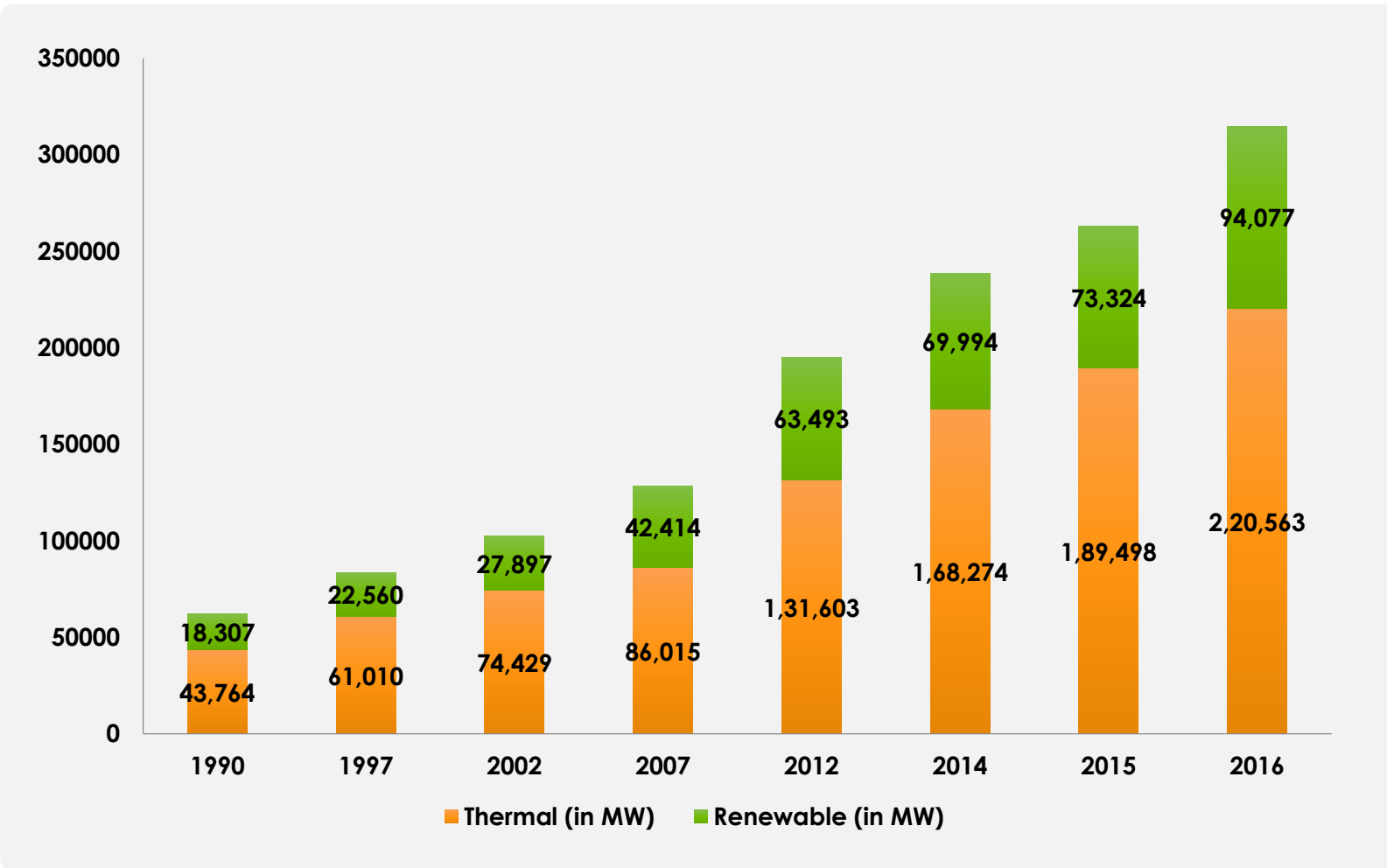




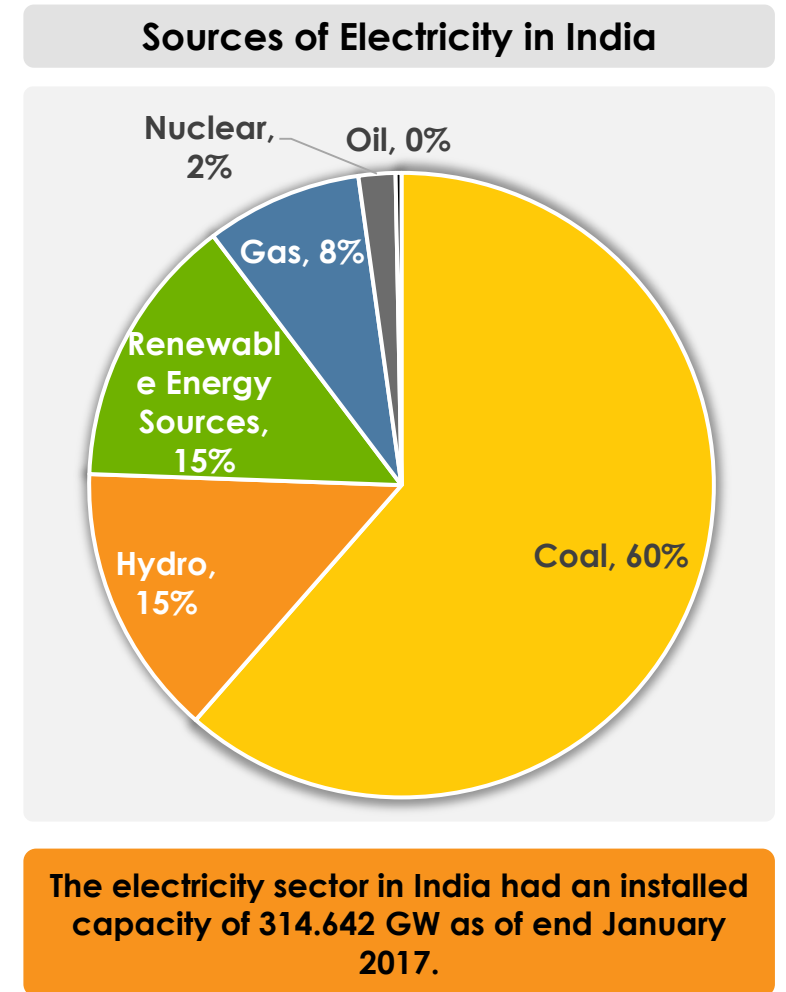
SOLAR INDUSTRY OVERVIEW



Indian Power Scenario



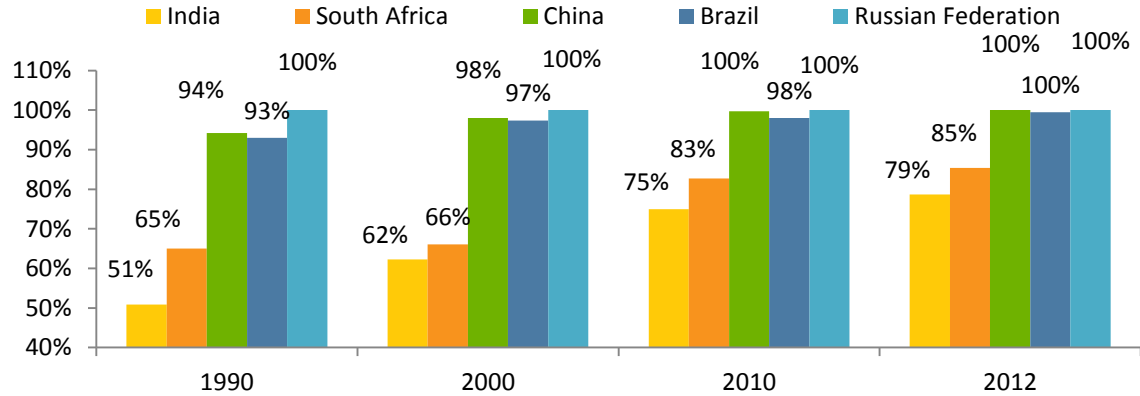
Source: Wikipedia, Power Ministry



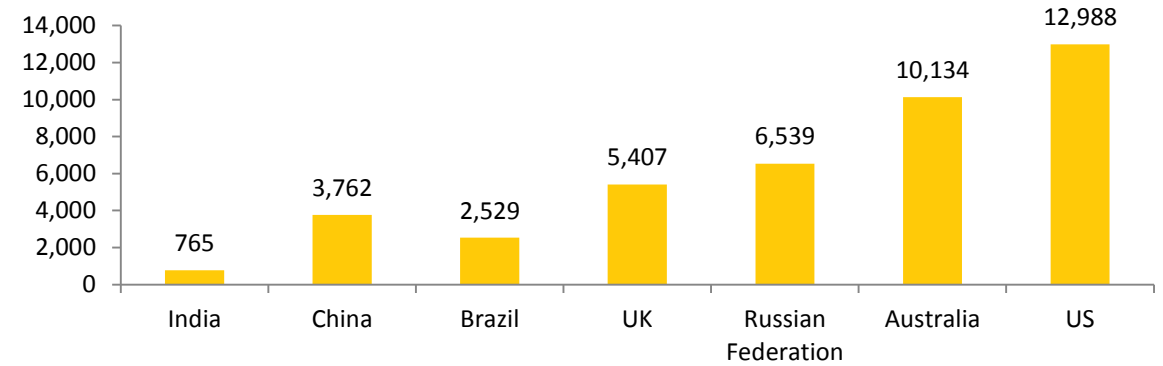
India - Energy Dynamics



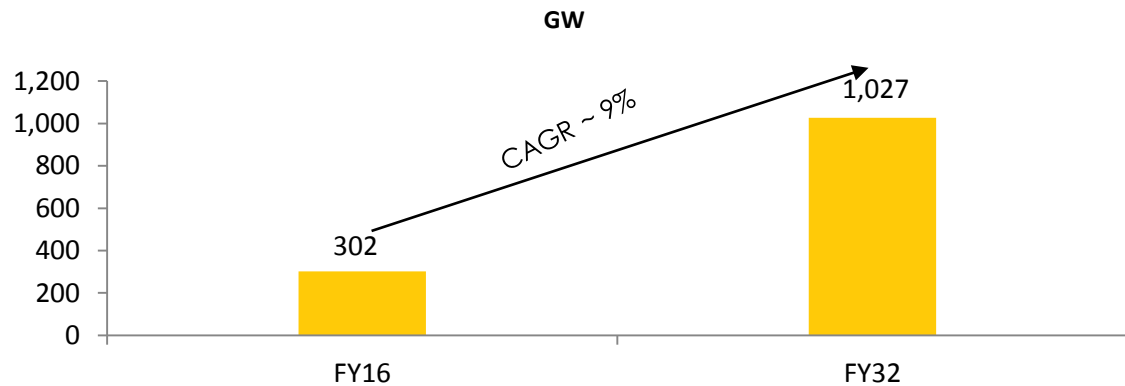
India lags BRICS with only 79% population having access to Electricity ...



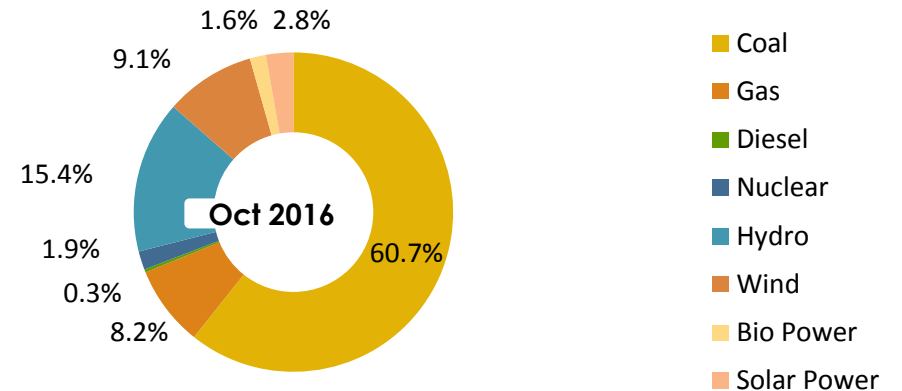
...with one of the lowest per capita electricity consumption...



...which will drive rapid growth in electricity generation



Over dependence on fossil fuels should drive a shift in Energy Mix



India needs additional capacities of 725 GW by 2032 and a substantial part of which should come through RE route

Source: World Bank, Central Electricity Authority, Note : RE – Renewable Energy

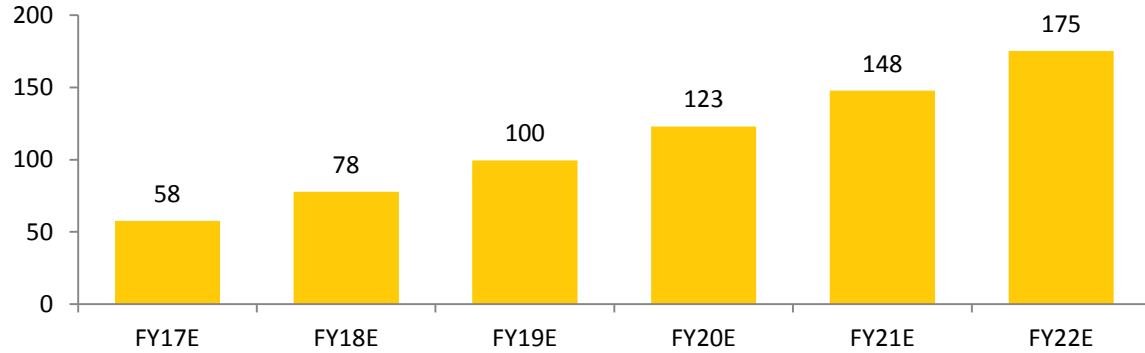
India Renewables – Solar’s Contribution



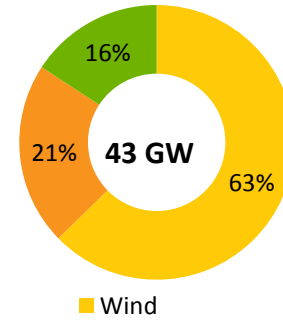
RE capacities in India are expected to become 3x in the next 5 years

GOI has set targets to achieve 100GW in solar capacities by 2022...

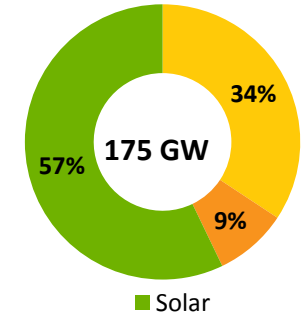
Renewable Energy (GW)



RE break-up in FY16



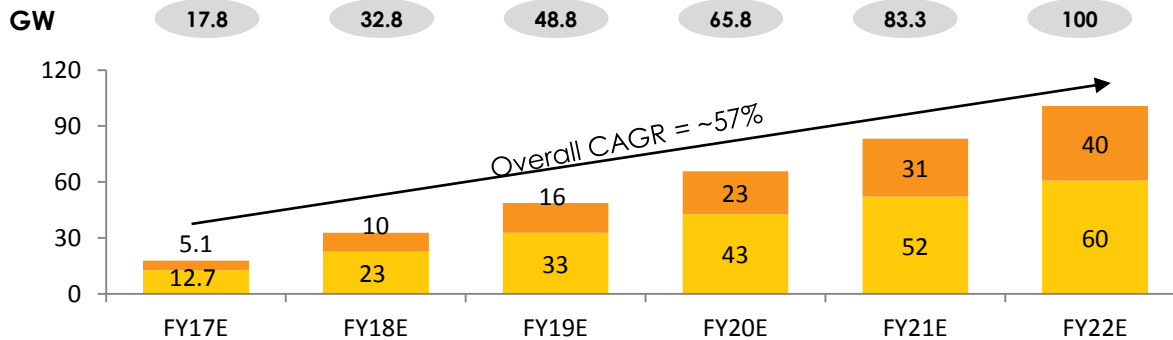
Proposed RE break-up in FY22



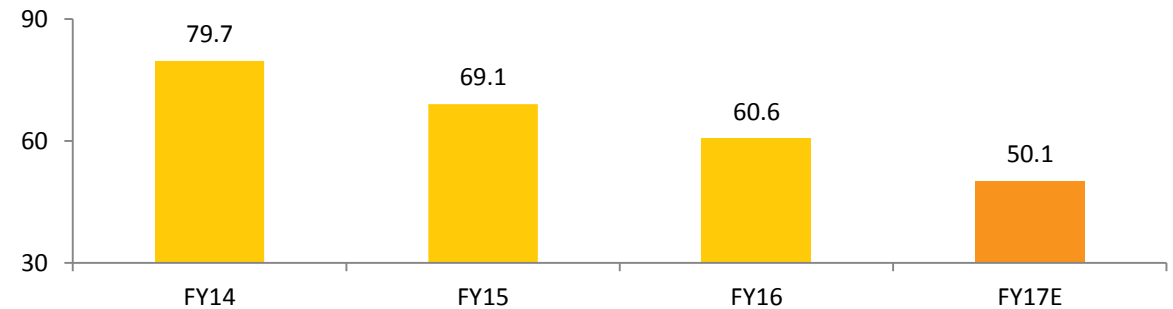
...with emphasis on ground-mounted as well as rooftop...

...supported by falling capital cost of Solar PV project

Ground mounted Solar (GW) | Roof-top (GW) | Solar Capacity (GW)







Capital Cost (INR Mn/MW)



Over the next 6 years the sector will need investment of ~INR 4.7 trillion

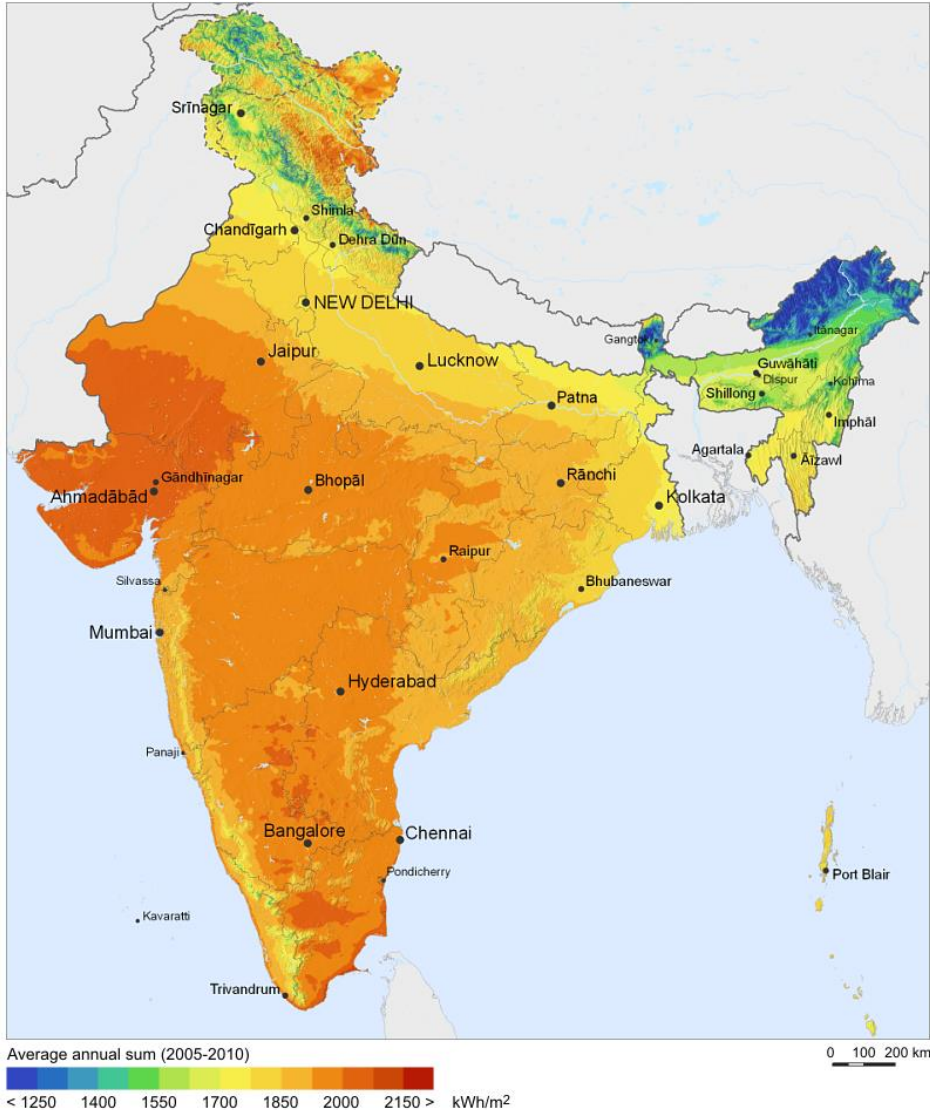
Source: Niti Aayog, India Infrastructure Research, March 2016

Comparison of Power Generation Methods

	 Thermal	 Wind	 Hydro	 Solar
Pros	<ul style="list-style-type: none"> Abundant supply Currently inexpensive to extract Reliable and capable of generating large amounts of power 	<ul style="list-style-type: none"> No emissions Affordable Little disruption of ecosystems Relatively high output 	<ul style="list-style-type: none"> No emissions Reliable Capable of generating large amounts of power Output can be regulated to meet demand 	<ul style="list-style-type: none"> Non-polluting Most abundant energy source available Systems last 15-30 years
Cons	<ul style="list-style-type: none"> Emits major greenhouse gases/acid rain High environmental impact from mining and burning 	<ul style="list-style-type: none"> Output is proportional to wind speed Not feasible for all geographic locations High initial investment/on-going maintenance costs Extensive land use 	<ul style="list-style-type: none"> Environmental impacts by changing the environment in the dam area Hydroelectric dams are expensive to build Dams may be affected by drought Potential for floods 	<ul style="list-style-type: none"> High initial investment Dependent on sunny weather Requires large physical space for PV cell panels
Cost/MW*	INR 4 - 6cr	INR 5 - 7 cr	INR 8 - 10 cr	INR 5 - 7 cr
RECs Band	None	INR 1.5 - 3.3 per unit	INR 1.5 - 3.3 per unit	INR 3.50 - 5.80 per unit**
Average PLF's*	70.00%	20.00%***	60.00%	18.26%
Tax Benefits	None	80% + 20% depreciation	None	80% + 20% depreciation

* Approximate values; Source: energy4me.org
 ** Rate revised from 9.3 to 13.4 per unit in December 2014
 *** volatility upto 30% depending upon wind variation

Solar Power Scenario in India



- India is endowed with a rich solar energy resource. The average intensity of solar radiation received on India is 200 MW/km square (megawatt per kilometer square). With a geographical area of 3.287 million km square, this amounts to 657.4 million MW.
- By End of 2009, India had less than 10 MW of Solar Power whereas the world was running 23 GW. India has presently nearly 10 GW of grid-connected solar generation capacity.
- With the last few years seeing a drop in solar power costs, the government perceives solar power as an economically rational investment and has raised its target from **20 GW** to **100 GW** by 2022. This was launched through the Jawaharlal Nehru National Solar Mission in 2010 with the objective to reduce dependence on imports of coal and diesel, reduce greenhouse gas emissions and improve energy security.

Favourable Policy Environment



☐ Internationally declared commitments

- The Government of India at the COP 21 summit held in Paris has committed to reduce India's emissions intensity by 33 – 35% by 2030 vs. 2005.

☐ Key Amendments to National Tariff Policy

- To increase solar RPOs to 8% by FY-22 (Presently from 0.25% to 1% in most states).
- RE power Exempt from transmission charges.

☐ Strong Policy Push

- Development of dedicated Green Corridor
- Grant of priority sector lending status to renewable energy.
- UDAY Scheme to improve DISCOM strength
- Accelerated Depreciation, concessional duty & tax structures for Solar modules.

☐ Rooftop subsidies

- MNRE through SECI and State Nodal Agencies provide Central Finance Assistance / Subsidy for the rooftop solar PV projects. Various States have provided additional subsidies on Solar Rooftop Eg. Gujarat provides subsidy of INR 10,000 per Kw per consumer capped at INR 20,000 per consumer.

☐ Net Metering Initiatives

- At least 22 states and union territories have released net metering regulations providing impetus to Rooftop solar sector.

Renewable Purchase Obligation

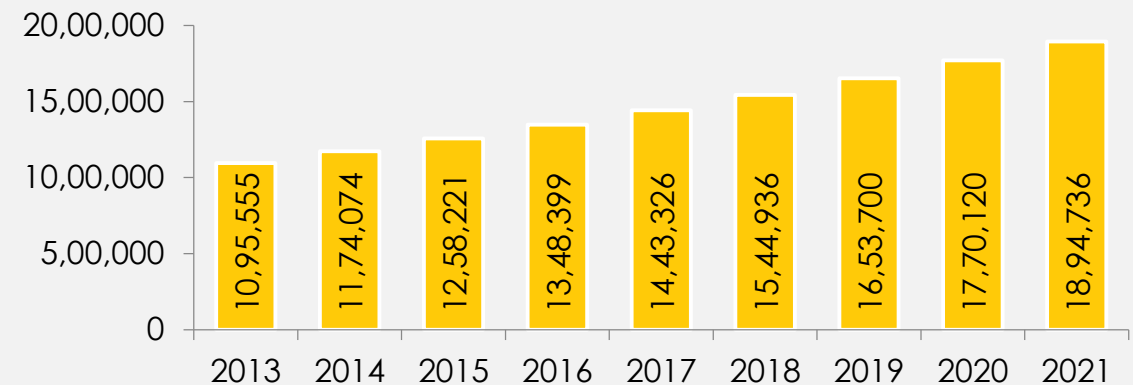


- Renewable Purchase Obligation ('RPO') is the requirement set by the Central Electricity Regulatory Commission (CERC) for an obligated entity to purchase electricity from renewable energy sources or buy Renewable Energy Certificates.
- While the definition may vary slightly from state to state, an obligated entity generally means the distribution licensee, consumer owning the captive power plant and open access consumers who are mandated to fulfil the renewable power obligations under the respective State's legislation.
- Based on the Renewable Purchase Obligation mechanism, in order to achieve the ambitious target of each state meeting 3% of its energy demand from solar sources, It is anticipated that by year 2022, the total Solar Power requirement in the country will be in excess of 34,000 MW. As per the National Tariff Policy cleared by the Union Cabinet on 20th January, 2016; 8% of electricity consumption excluding hydro power, shall be from solar energy by March 2022.
- The Ministry of New and Renewable Energy is planning to raise the mandatory RPO requirement to 10.5%.

Official targets for capacity addition in 2014-2022 (MW)

Region	Solar	Wind	Hydro	Biomass
Northern	31,120	8,600	2,450	4,149
Western	28,410	22,600	125	2,875
Southern	26,531	28,200	1,675	2,612
Eastern	12,237		135	244
North-Eastern	1,205		615	
Other	31	600		120
Total	99,534	60,000	5,000	10,000

Total Estimated Energy Demand in India (GW/h)



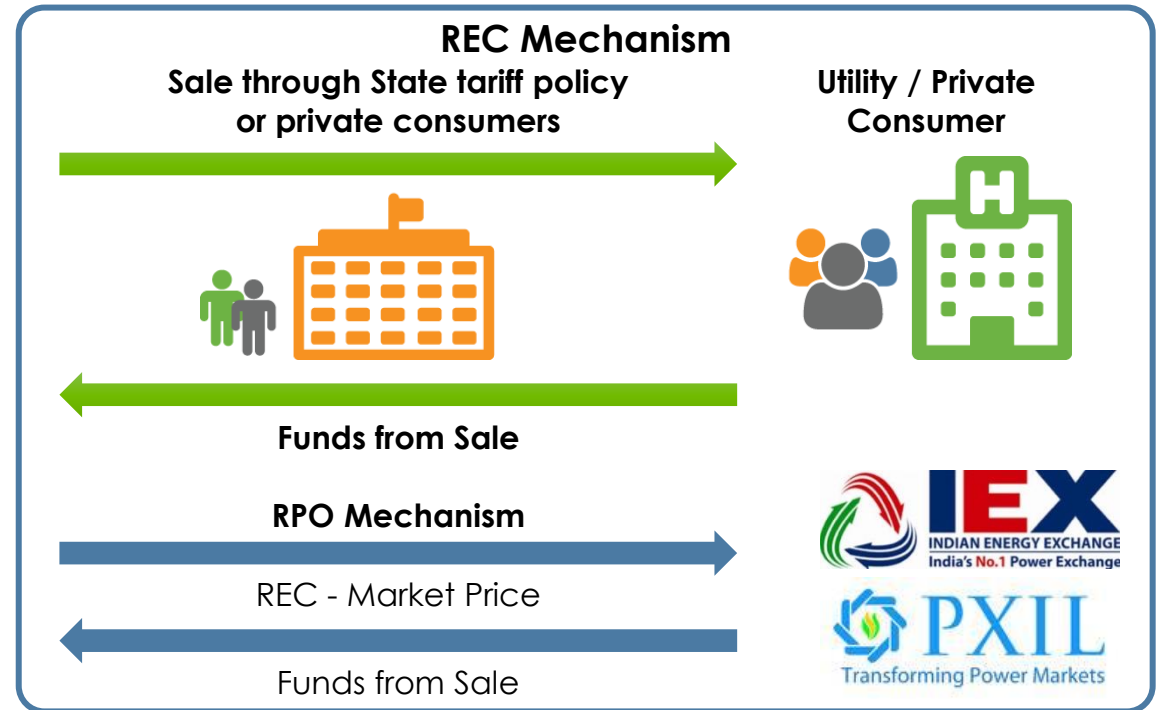
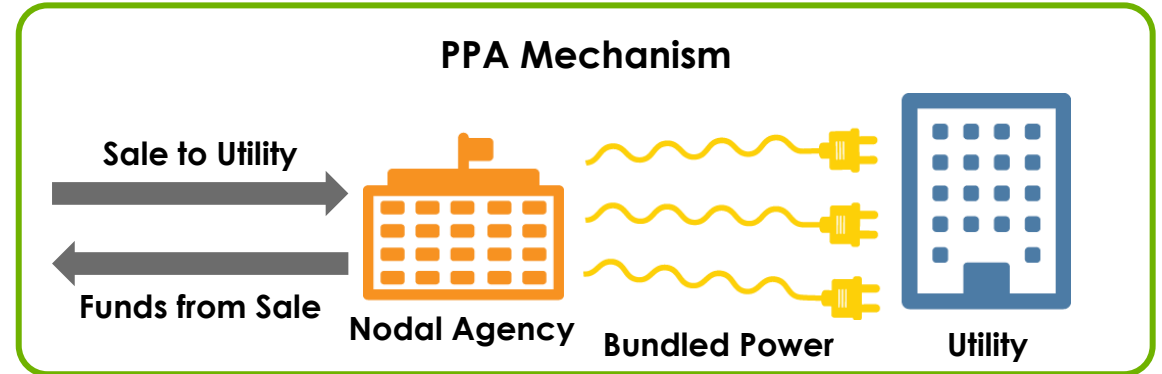
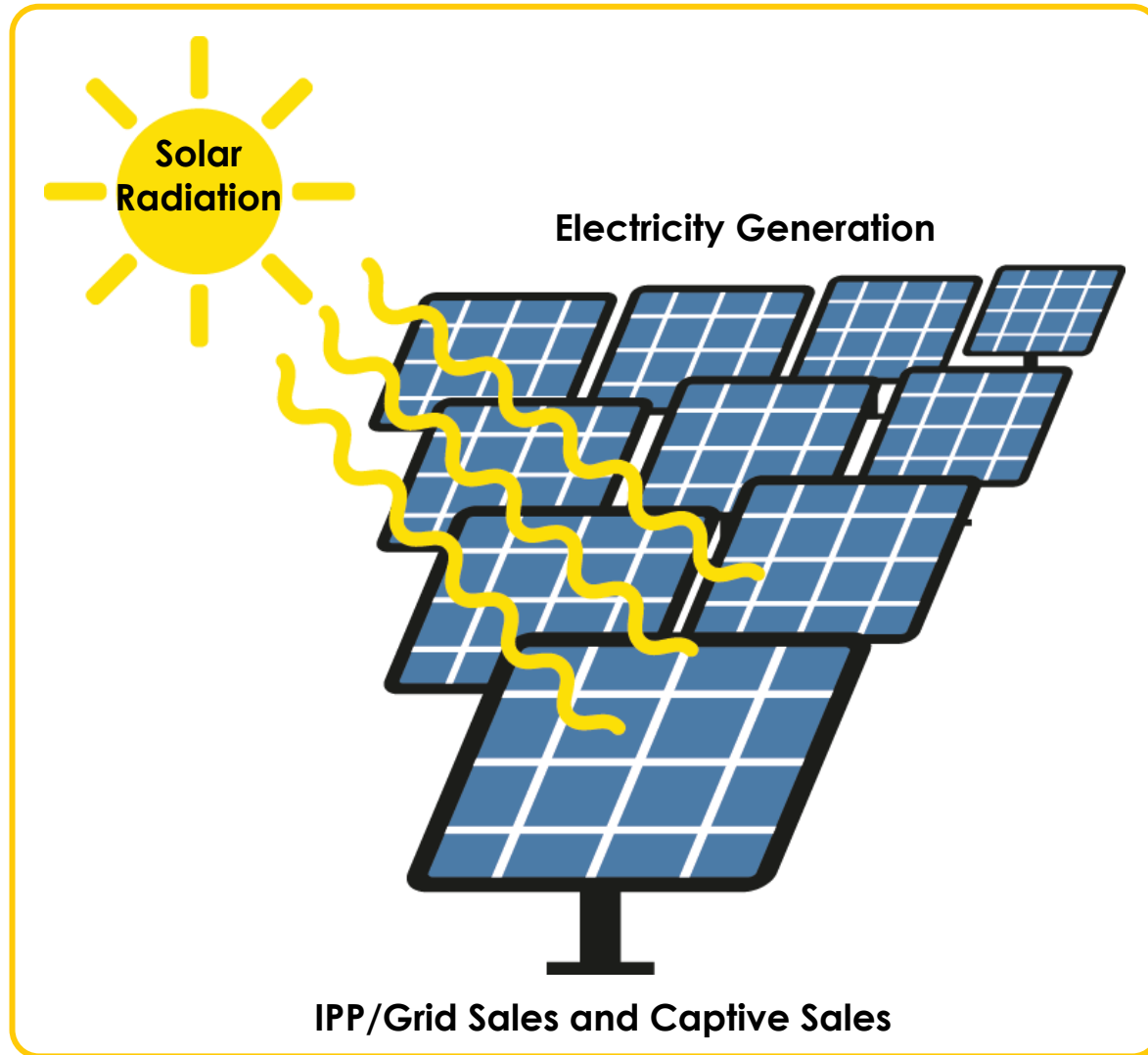
Regulatory Highlights



To meet the renewable purchase obligation as mandated by the government, the sector has seen significant impetus by various Government bodies as mentioned below:

1. RBI Priority Sector Lending to Renewable Sector
2. Supreme Court Judgment
 - In a landmark judgement on May 13, 2015, the Supreme Court stated that the respective obligated entities must procure stipulated amounts of renewable energy or pay surcharge on non-fulfilment of the obligation.
 - Further, the Supreme Court upheld the RPO regulations stating that imposing RPO is desirable in the larger public interest and cost of fulfilling obligation cannot be held above larger public interest.
3. APTEL Judgment
 - In a judgement dated April 20, 2015 by the Appellate Tribunal for Electricity, the Tribunal has given strict directions to State/Joint Commissions with regard to the monitoring and enforcement of RPO.
4. National Tariff Policy
 - The Cabinet approved the following amendments in January 2016 to the National Power Tariff Policy which will have an impact on the renewable sector;
 - Solar RPO to increase to up to 8% by March 2022
 - Exemption of inter-State transmission charges and losses for renewable power
 - New coal and lignite based thermal plants to also build/procure renewable capacity as prescribed by Government of India
5. Ujjwal Discom Assurance Yojna (UDAY) Scheme will ease the financial health of participating DISCOMs thus leading to higher procurement of renewable energy. Further, a condition of participating in the scheme is the compliance of past RPO.
6. Upcoming boosts to the sector include the Electricity (Amendment) Bill 2014 and Renewable Energy Act 2015 which include more stringent compliance towards meeting RPO.

Business Models for a Solar Plant



REC vs Preferential Tariff

REC Projects



Open Access



Get RECs Trading



High but variable returns



Variable Tariff

>250

Any Capacity above 250 kw



Unlimited allotments due to huge demand



Allotment is Assured



Tariff variable but minimum revenue REC floor + APPC



Accelerated depreciation benefit allowed

PPA Projects



Through competitive bidding



Not eligible for REC trading



Average but fixed returns



Fixed Tariff

>5

Minimum 5 MW



Limited allotments



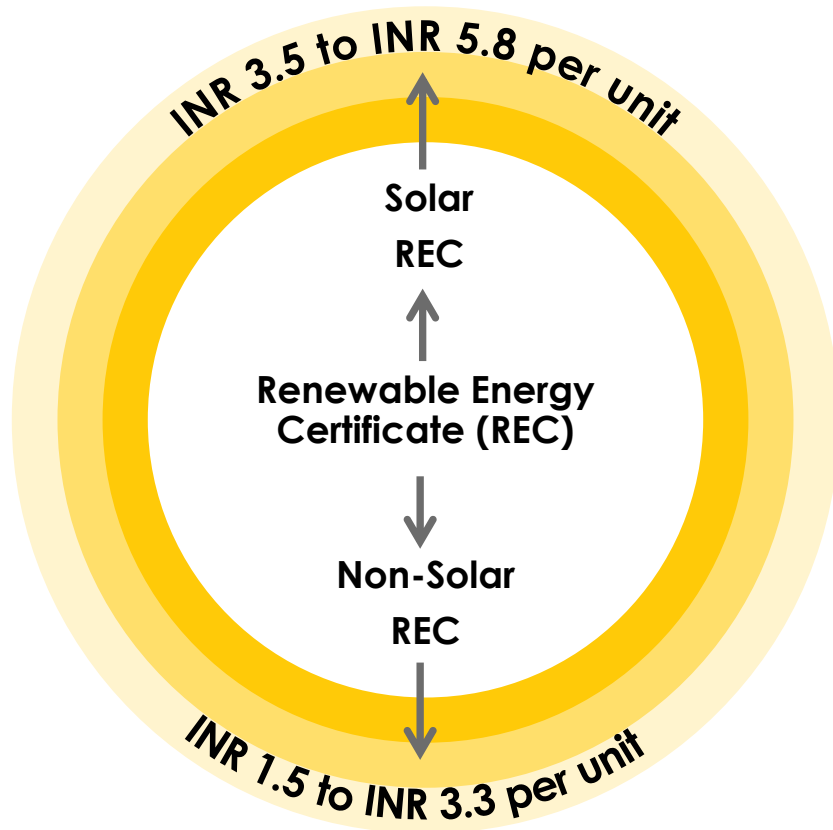
Allotment depends on competition

25 years

Tariff fixed for 25 years



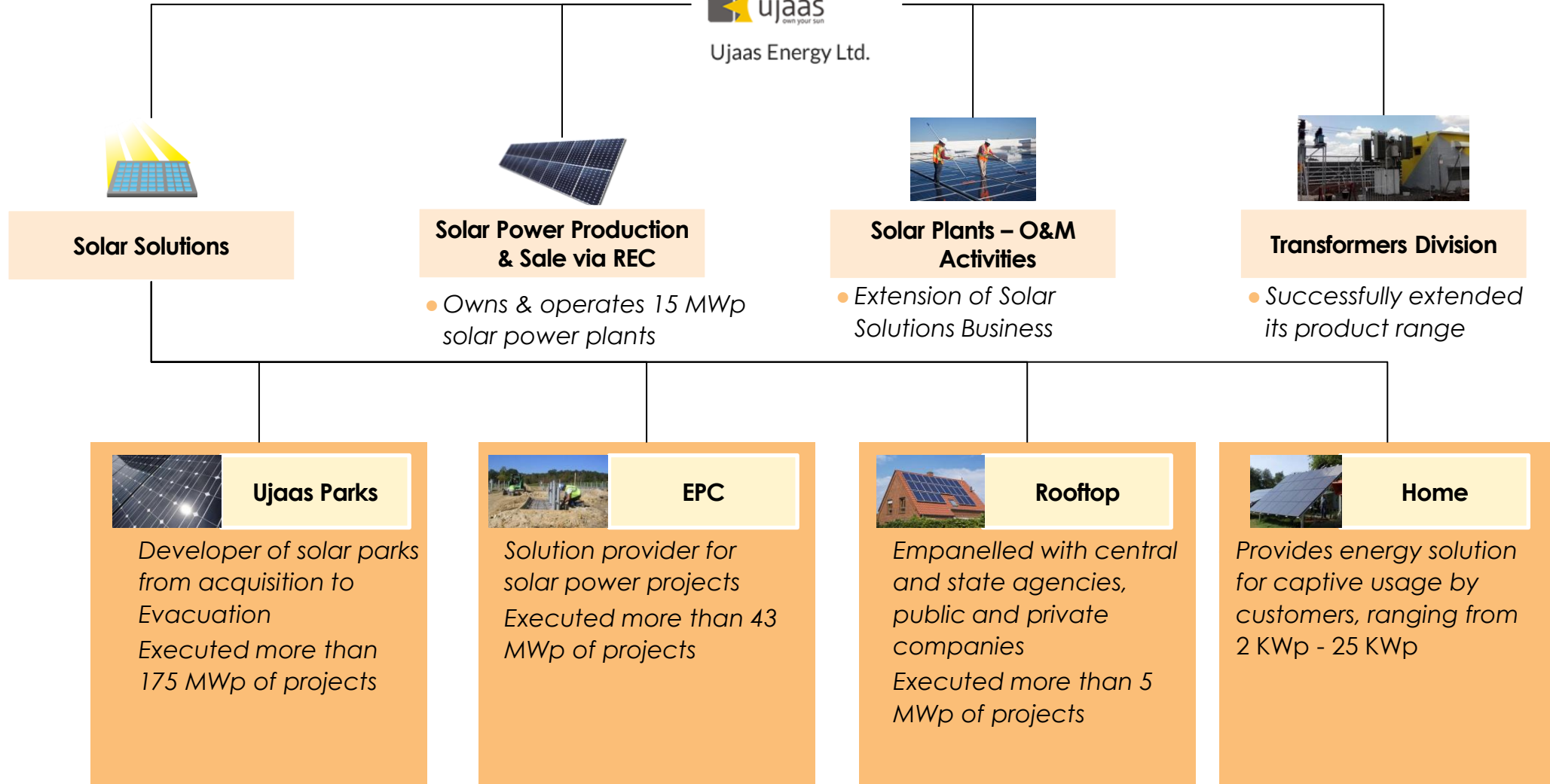
REC Mechanism



Key Salient Features of REC Mechanism

- It is a market based instrument created to promote renewable energy and facilitate renewable purchase obligations (RPO). However, RE generators with existing PPAs are not eligible for REC mechanism.
- 1 REC = 1 MWh of renewable electricity generated and injected into the grid.
- REC to be traded only in the CERC approved power exchanges namely Indian Energy Exchange and Power Exchange of India.
- As of December 2014, the floor price of Solar RECs has been revised and now stands at Rs. 3,500/MWh and Forbearance Price at Rs. 5,800/MWh as compared to Rs. 9,300/MWh to Rs. 13,400/MWh.
- Vintage Multiplier for Solar RECs has been introduced so that solar projects registered under REC Mechanism before 1 January, 2015 would get 2.66 RECs for every MWh of energy until March 2017.

Business Overview



Economics of a Solar Power Plant



Revenue Stream for an Ujaas Parks Customer



Sale of Power

Power generated to be sold to Large power (HT) consumers, State Electricity boards/utility and distribution companies and lastly used for self-consumption of power.



Tax Benefits

The solar power plant is 80% depreciable item. In the first year 20% extra depreciation is available, which constitute it to a 100% depreciable item. Hence substantial tax will be saved on the profits generated from existing business of customer. Solar Power Generation also qualifies for the benefit under section 80 IA of Income Tax.



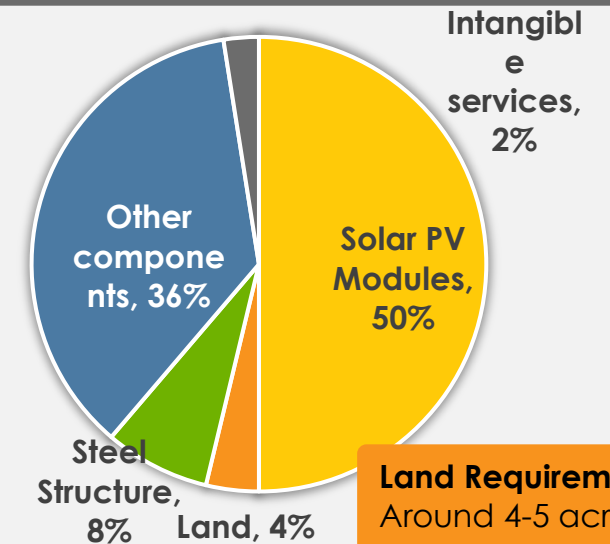
Renewable Energy Certificate

All obligated agencies are bound to purchase REC to meet their obligation. The price band of Solar REC is INR 3.50 to INR 5.80 per unit. Due to the reduction in REC band price, solar projects registered before 1st Jan 2015 will get a vintage multiplier of 2.66 RECs for every MWh of energy upto 31st March 2017.

Average 1 MW Solar Power Park Cost Breakup

Intangible Services include:

- Environmental Clearances
- REC registrations
- Other permissions and approvals



Land Requirement
Around 4-5 acres

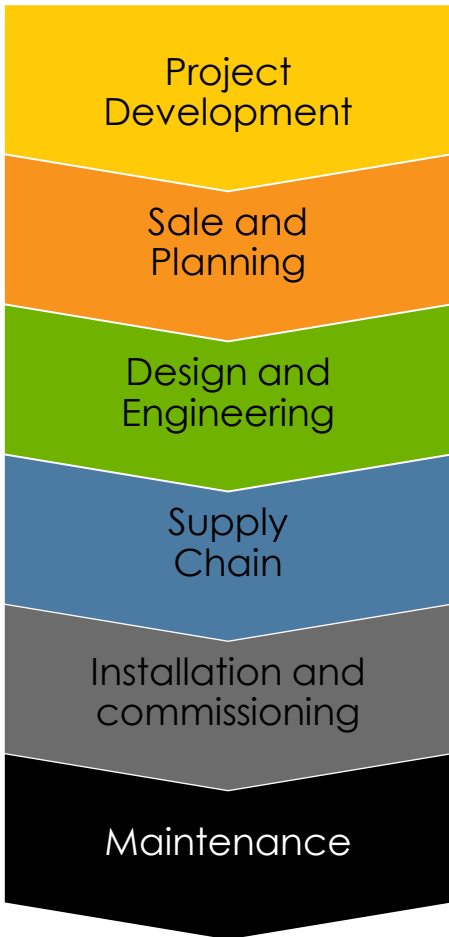
Other Components include:

- Inverters
- Transformers
- SCADA system
- Weather Station
- Other Common Infrastructure

UJAAS Parks



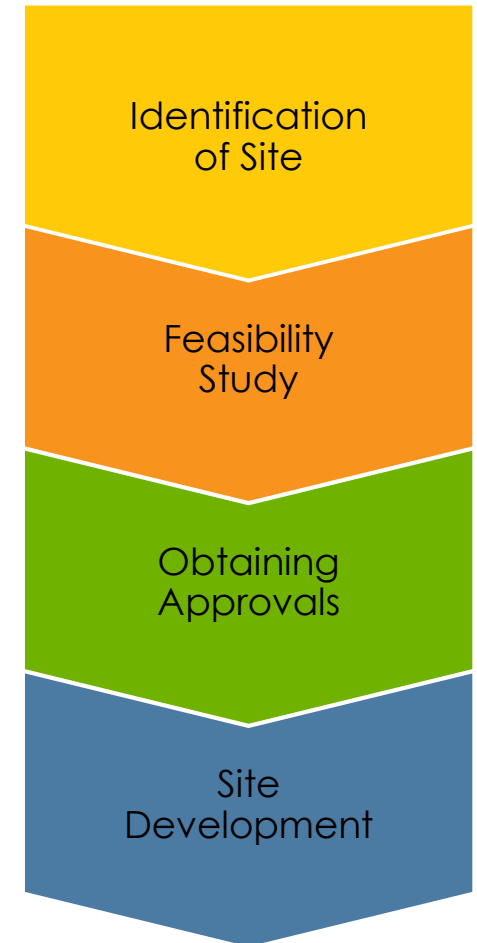
A Total Turnkey Solution



Under the UJAAS Parks segment, the company takes care of:

-  **Land:** Land selection for the Solar Power Plant plays a critical role in power generation. Land bank is available with UEL, having the clear title without any encumbrance. Required land will be sold to Solar Power Generator
-  **Evacuation Infrastructure:** UEL will provide the evacuation infrastructure for the evacuation of power from generating station to the grid.
-  **Common Facilities:** A potential customer can utilize weather station set up by UEL along with the monitoring equipment and software like SCADA. Customer can also utilize the services of various intermediaries, selected by UEL.
-  **Permissions, Approval & Liaison:** UEL has rich experience in speedy approval and permissions with various authorities. This is an invaluable service UEL can offer to its potential clients.
-  **Operation & Maintenance:** UEL will enter in a long term agreement for operation and maintenance of Solar Power Plant. O&M of solar power plant involves, cleaning of solar panels, periodic maintenance of electrical and electronic equipment and lines, security, ground maintenance etc.
-  **Advisory Services:** UEL will advise its customers in searching for a suitable power purchaser. UEL will also advise clients on REC pricing and selling strategy. UEL will also advise on documentation requirement of regulatory agencies.

Phases in Project Development



Some of UJAAS' Clients

 <p>KRBL Limited</p>	 <p>Apollo</p>	 <p>DSL</p>	 <p>Friends Group</p>
 <p>SRS REAL ESTATE</p>	 <p>Saboo Sodium Chloro Ltd. SALT IS OUR STRENGTH</p>		 <p>Eastman International</p>
 <p>AVON CYCLES</p>	 <p>BABA[®] Quality. Since 1929. Dharampal Premchand Limited</p>	 <p>Hindustan Platinum Pvt. Ltd.</p>	
 <p>LEE VEDLA INDUSTRIAL CORPORATION</p>	 <p>STAR DELTA TRANSFORMERS LTD.</p>	 <p>Rockwell Since 1986</p>	 <p>ankit gems Buy from us, Be Assured</p>

UJAAS EPC



Over 35 years experience in the power sector with a track record of over 200 MWp in the solar sector.

Experience in ground mounted projects with a capability to do specialized projects across various terrains such as canal bank, desert, loose soil, seashore.

ISO 9001:2008, ISO 14001:2004 and ISO 18001:2007 certified.

Proven design and construction capability along with a O&M offering.

Advisory services across the solar plant construction process, not limited to land acquisition, sale of power, solar component selection, SCADA systems.

Expert Team of Engineers.

Customers can remotely monitor real-time performance of solar power plant through the client login portal.



UJAAS EPC Clients



ऑयल इंडिया लिमिटेड
Oil India Limited

UJAAS Rooftop



- With UJAAS Rooftop, the company brings the power of the sun to investor's doorstep. Offering small grid connected/off-grid solutions to the customer, Ujaas provides customers an opportunity to produce clean energy that are easy to install, operate and offer cost effective access to solar energy.
- Using these small roof top solutions, consumers can produce solar energy for their captive usage and save on their electricity bills. Ujaas' solutions are systems which can produce power ranging from 2 KWp to 25 KWp.
- Before installation, Ujaas will study the load requirements and perform technical demand analysis to understand investor's requirements. Necessary planning, designing, installations and delivery are all the company's responsibilities. O&M contracts can also be offered as per need of the customer.
- As per a study by The Energy and Resources Institute, the estimated realistic market potential for rooftop solar in urban areas is about 124 GWp whereas the government has set a target of 40 GW to be achieved by 2022. Ujaas is all set to tap this under-penetrated market and capture a large share of the pie.



Basic Study

- Study of Load requirement
- Insulation and Feasibility Test at your roof to measure the suitability for setup
- Designing & Developments



Engineering, Procurement, and Construction (EPC) Services

- Civil & Structural Work
- Selection of Modules & other equipments
- Infrastructure for Evacuation of Power
- Commissioning of plant

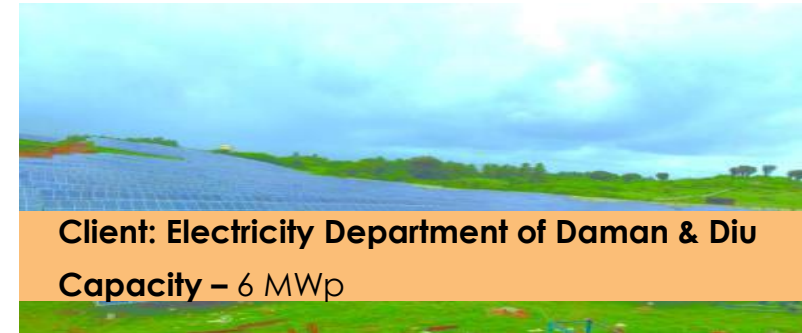
UJAAS – Projects



PARKS



EPC



ROOFTOP



Strong O&M Capabilities

Thermography



Cable Fault Locator



Centralized
Monitoring
System

Optimum
Annual O&M
Cost

Preventive Maintenance

Mechanized Cleaning
Solution

Possesses strong O&M capabilities with
more than **200MWp** under long term O&M


Better Generation
Numbers

Efficient Use of Water in
Cleaning

Thermal
Imaging, Flash
Testing & Third-
Party Audits

Higher
Yields

PV Analyzer



Mechanized
Cleaning





FINANCIAL PERFORMANCE



Income Statement



Particulars (INR. Mn)	FY11	FY12	FY13	FY14	FY15	FY16	9M FY17
Total Income*	339	370	2,480	5,332	1,133	2,795	3,168
Operating Expenses	305	336	1,972	4,341	688	2,146	2,627
EBITDA	34	34	508	991	445	649	541
EBITDA Margin (%)	10.03%	9.19%	20.48%	18.58%	39.28%	23.22%	17.08%
Finance Cost	19	10	50	91	180	155	139
Depreciation	3	4	19	47	81	80	61
Profit Before Tax	12	20	439	853	184	414	341
Taxation	4	11	169	479	67	205	86
Profit After Tax	8	9	270	374	117	209	255
PAT Margin (%)	2.36%	2.43%	10.89%	7.01%	10.33%	7.48%	8.05%
Diluted EPS (INR)	0.65	0.53	1.35	1.87	0.59	1.04	1.27

* Includes Other Income

Standalone Balance Sheet

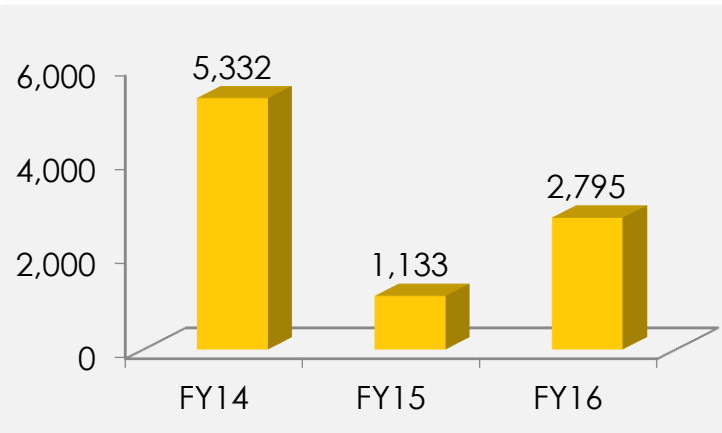


Particulars (INR Mn)	FY14	FY15	FY16	H1FY17	Particulars (INR Mn)	FY14	FY15	FY16	H1FY17
EQUITIES & LIABILITIES					Assets				
Shareholder Funds					Non-current Assets				
(a) Share Capital – Equity	200	200	200	200	Fixed Assets				
(b) Reserves & Surplus	1,428	1,533	1,724	1,893	(a) Tangible Assets	1,904	1,828	1,759	1,733
Total - Shareholder Funds	1,628	1,733	1,924	2,093	(b) Intangible Assets	3	2	2	2
Non-Current Liabilities					(c) Capital Work-in-progress	-	NA	1	-
(a) Long term Borrowings	1,112	994	889	832	(d) Intangible Assets under development	0	NA	0	-
(b) Long term Provisions	1	1	3	4	(e) Long Term Loans & Adv. & other non-current assets	29	41	65	34
(c) Deferred Tax Liability	379	407	524	560	Total – Non-current Assets	1,936	1,871	1,827	1,769
Total - Non-current Liabilities	1,492	1,402	1,416	1,396	Current Assets				
Current Liabilities					(a) Inventories	423	637	819	1,263
(a) Short-Term Borrowings	92	1	43	89	(b) Trade Receivables	1,770	824	1,173	1,028
(b) Trade Payables	1,431	344	1,249	1,129	(c) Cash & Bank Balances	654	160	685	491
(c) Other Current Liabilities	142	138	260	184	(d) Current Investments	10	20	262	187
(d) Short-term provisions	181	16	26	17	(e) Short-term loans and advances	168	121	143	149
Total – Current Liabilities	1,846	499	1,578	1,419	(f) Other current assets	5	1	9	21
					Total – Current Assets	3,030	1,763	3,091	3,139
GRAND TOTAL	4,966	3,634	4,918	4,908	GRAND TOTAL	4,966	3,634	4,918	4,908

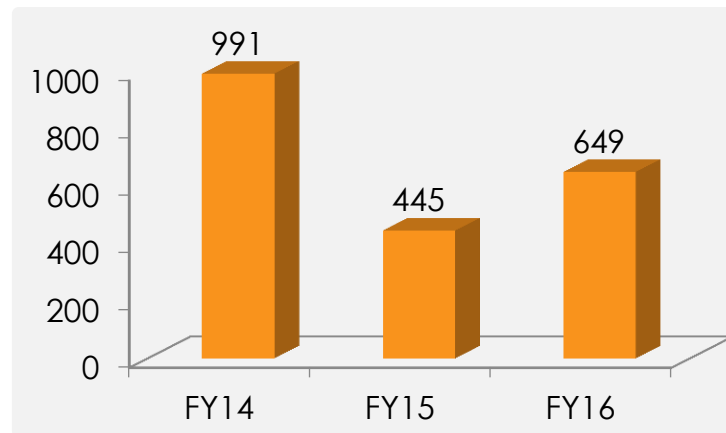
Financial Performance



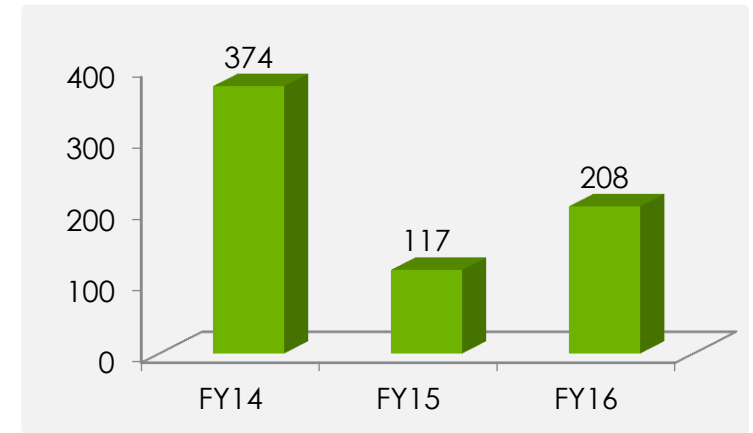
Income* (INR Mn)



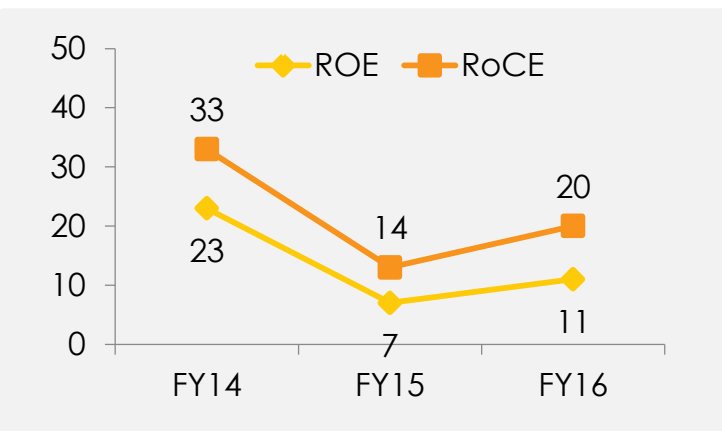
EBIDTA (INR Mn)



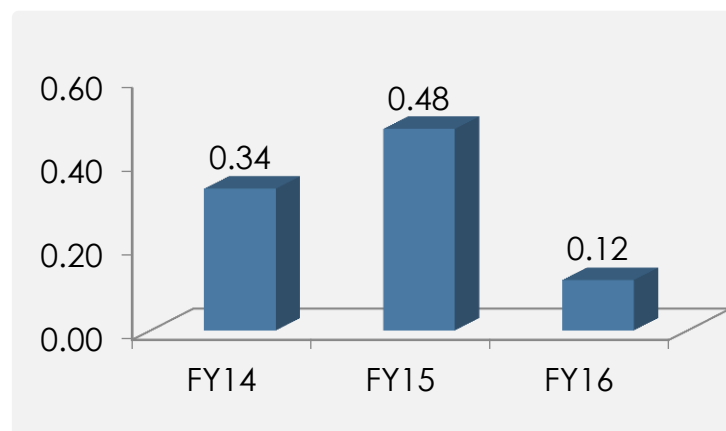
PAT (INR Mn)



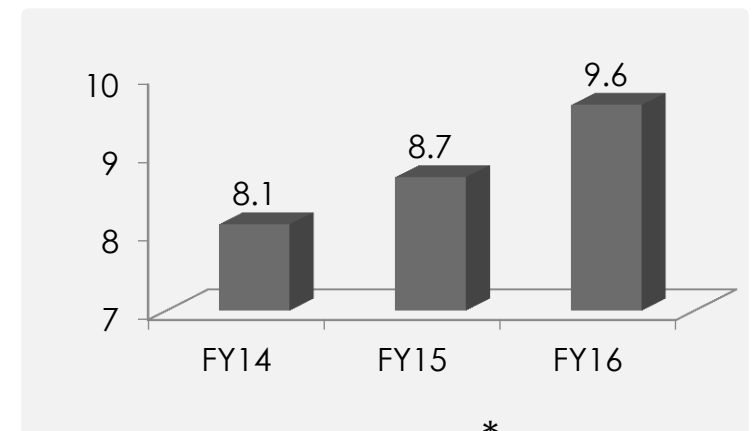
ROE & RoCE (%)



Net Debt Equity (x)



Book Value per Share (INR)



* Includes Other Income

Disclaimer



Ujaas Energy Ltd. Disclaimer:

No representation or warranty, express or implied, is made as to, and no reliance should be placed on, the fairness, accuracy, completeness or correctness of the information or opinions contained in this presentation. Such information and opinions are in all events not current after the date of this presentation. Certain statements made in this presentation may not be based on historical information or facts and may be "forward looking statements" based on the currently held beliefs and assumptions of the management of Ujaas Energy Ltd. ("Company" or "Ujaas Energy Ltd"), which are expressed in good faith and in their opinion reasonable, including those relating to the Company's general business plans and strategy, its future financial condition and growth prospects and future developments in its industry and its competitive and regulatory environment.

Forward-looking statements involve known and unknown risks, uncertainties and other factors, which may cause the actual results, financial condition, performance or achievements of the Company or industry results to differ materially from the results, financial condition, performance or achievements expressed or implied by such forward-looking statements, including future changes or developments in the Company's business, its competitive environment and political, economic, legal and social conditions. Further, past performance is not necessarily indicative of future results. Given these risks, uncertainties and other factors, viewers of this presentation are cautioned not to place undue reliance on these forward-looking statements. The Company disclaims any obligation to update these forward-looking statements to reflect future events or developments.

This presentation is for general information purposes only, without regard to any specific objectives, financial situations or informational needs of any particular person. This presentation does not constitute an offer or invitation to purchase or subscribe for any securities in any jurisdiction, including the United States. No part of it should form the basis of or be relied upon in connection with any investment decision or any contract or commitment to purchase or subscribe for any securities. None of our securities may be offered or sold in the United States, without registration under the U.S. Securities Act of 1933, as amended, or pursuant to an exemption from registration there from.

This presentation is confidential and may not be copied or disseminated, in whole or in part, and in any manner.

Valorem Advisors Disclaimer:

Valorem Advisors is an Independent Investor Relations Management Service company. This Presentation has been prepared by Valorem Advisors based on information and data which the Company considers reliable, but Valorem Advisors and the Company makes no representation or warranty, express or implied, whatsoever, and no reliance shall be placed on, the truth, accuracy, completeness, fairness and reasonableness of the contents of this Presentation. This Presentation may not be all inclusive and may not contain all of the information that you may consider material. Any liability in respect of the contents of, or any omission from, this Presentation is expressly excluded. Valorem Advisors also hereby certifies that the directors or employees of Valorem Advisors do not own any stock in personal or company capacity of the Company under review.

For further details, please feel free to contact our Investor Relations Representatives:



Valorem Advisors Investor Relations Management

Mr. Anuj Sonpal

Tel: +91-22-3006-7521 / 22 / 23 / 24

Email: anuj@valoremadvisors.com



UJAAS ENERGY LIMITED

Email : info@ujaas.com