

March 27, 2017

To,

BSE Limited Corporate Relationship Department, 1 st Floor, P J Towers, Dalal Street, Fort, Mumbai - 400 001 corp.relations@bseindia.com Scrip Code: 500378	National Stock Exchange of India Limited Exchange Plaza, 5th Floor, Plot No. C/1, G Block Bandra-Kurla Complex, Bandra (E), Mumbai- 400051 takeover@nse.co.in Symbol: JINDALSAW	The Company Secretary Jindal Saw Limited A-1, Nandgaon Road, UPSIDC Industrial Area, Kosi Kalan, Mathura, Uttar Pradesh-281403
--	--	---

Sub: Disclosure under Regulation 29(1) of the Securities and Exchange Board of India (Substantial Acquisition of Shares and Takeovers) Regulations, 2011 in respect of the inter-se transfer of shares of Jindal Saw Limited


Dear Sir / Madam,

We are hereby submitting the requisite information under Regulation 29(1) of the Securities and Exchange Board of India (Substantial Acquisition of Shares and Takeovers) Regulations, 2011 in respect of the inter-se transfer of shares of Jindal Saw Limited within the Promoter Group and acquired by the Companies mentioned hereinbelow.


This is for your information and records.

Yours sincerely,

For Divino Multiventures Private Limited




Authorized Signatory



For Systran Multiventures Private Limited



Director



FORMAT FOR DISCLOSURE UNDER REGULATION 29(1) OF SEBI (SUBSTANTIAL ACQUISITION OF SHARES AND TAKEOVERS) REGULATION, 2011

Part A – Details of Acquisition

Name of the Target Company (TC)	Jindal Saw Limited		
Name(s) of the acquirer and Persons acting in Concert (PAC) with the acquirer	As per Annexure A		
Whether the acquirer belongs to promoter / promoter group	Yes, the acquirers belong to the promoter group		
Name(s) of the Stock Exchange(s) where the shares of TC are Listed	1. The National Stock Exchange of India Limited (NSE) 2. BSE Limited (BSE)		
Details of the acquisition / disposal as follows	Number	% w.r.t. total share/voting capital wherever applicable(*)	% w.r.t. total diluted(**)
Before the acquisition under consideration, holding of :			
a) Shares carrying voting rights (Refer Annexure A)	171,352,701	53.59%	53.59%
b) Shares in the nature of encumbrance (pledge/ lien/ non-disposal undertaking/ others)	Refer Annexure A	Refer Annexure A	Refer Annexure A
c) Voting rights (VR) otherwise than by shares	NIL	NIL	NIL
d) Warrants/convertible securities/any other instrument that entitles the acquirer to receive shares carrying voting rights in the T C (specify holding in each category)	NIL	NIL	NIL
e) Total (a+c+d)	171,352,701	53.59%	53.59%
Details of acquisition/sale			
a) Shares carrying voting rights acquired/sold*** (Refer Annexure A)	55,49,950	1.74%	1.74%
b) VRs acquired /sold otherwise than by shares	NIL	NIL	NIL
c) Warrants/convertible securities/any other instrument that entitles the acquirer to receive shares carrying voting rights in the TC (specify holding in each category) acquired/sold	NIL	NIL	NIL
d) Shares encumbered / invoked/released by the acquirer	Refer Annexure A	Refer Annexure A	Refer Annexure A
e) Total (a+b+c)	55,49,950	1.74%	1.74%
After the acquisition/sale, holding of:			
a) Shares carrying voting rights (Refer Annexure A)	171,352,701	53.59%	53.59%
b) Shares encumbered with the acquirer	NIL	NIL	NIL
c) VRs otherwise than by shares	NIL	NIL	NIL
d) Warrants/convertible securities/any other instrument that entitles the acquirer to receive shares carrying voting rights in the TC (specify holding in each category) after acquisition	NIL	NIL	NIL
e) Total (a+b+c+d)	171,352,701	53.59%	53.59%

Mode of acquisition /sale (e.g. open market / off-market / public issue / rights issue / preferential allotment / inter-se transfer etc).	Inter-se transfer between "Qualifying Persons" for re-organisation / re-alignment of shareholding within the promoter group through off market
Salient features of the securities acquired including time till redemption, ratio at which it can be converted into equity shares, etc.	Not Applicable
Date of acquisition /sale of shares / VR or date of receipt of intimation of allotment of shares; whichever is applicable	March 25, 2017
Equity share capital / total voting capital of the TC before the said acquisition /sale	Rs. 63,95,08,234 (319,754,117 equity shares of Rs. 2 each)
Equity share capital/ total voting capital of the TC after the said acquisition /sale	Rs. 63,95,08,234 (319,754,117 equity shares of Rs. 2 each)
Total diluted share/voting capital of the TC after the said acquisition	Rs. 63,95,08,234 (319,754,117 equity shares of Rs. 2 each)

(* Total share capital/ voting capital to be taken as per the latest filing done by the company to the Stock Exchange under Clause 35 of the listing Agreement.

(**) Diluted share/voting capital means the total number of shares in the TC assuming full conversion of the outstanding convertible securities/warrants into equity shares of the TC.

***This disclosure is being made in respect of Inter-se transfer of 55,49,950 equity shares carrying voting rights, constituting 1.74% of the total equity share capital of the Target Company, undertaken on 25th March, 2017 amongst "Qualifying Persons" for re-organization / re-alignment of shareholding within the promoters and promoter group in terms of disclosures filed on 20th March, 2017 under regulation 10(5) of Securities and Exchange Board of India (Substantial Acquisition of Shares and Takeover) Regulations, 2011. The above inter-se transfer has taken place by way of gift and total holding of the promoters and promoter group in the Target Company after such inter-se transfer remains unchanged.

Place: Mumbai



Date: March 27, 2017

For Divino Multiventures Private Limited



 Authorised Signatory

For Systran Multiventures Private Limited



 Director

Annexure A

Name of the Promoter / Promoter Group	Pre acquisition / disposal shareholding			Acquisition / (disposal of shares)			Post-acquisition / disposal shareholding			Shares in the nature of encumbrance (pledge/lien/ disposal undertaking/ others)	% w.r.t total share/ voting capital wherever applicable	% w.r.t total diluted share/ voting capital of the capital of the TC
	Number	% w.r.t total share/ voting capital wherever applicable	% w.r.t total diluted share/ voting capital of the TC	Number	% w.r.t total share/ voting capital wherever applicable	% w.r.t total diluted share/ voting capital of the TC	Number	% w.r.t total share/ voting capital wherever applicable	% w.r.t total diluted share/ voting capital of the TC			
Name of the Acquirer and PAC with Acquirer												
SYSTRAN MULTIVENTURES PRIVATE LIMITED	-	-	-	2,04,600	0.06	0.06	2,04,600	0.06	0.06	-	-	-
DIVINO MULTIVENTURES PRIVATE LIMITED	-	-	-	53,45,350	1.67	1.67	53,45,350	1.67	1.67	-	-	-
Sub Total (A)				55,49,950	1.74	1.74	55,49,950	1.74	1.67			
Names of Sellers												
VINAMIRA CONSULTANCY PRIVATE LIMITED	2,04,700	0.06	0.06	(2,04,600)	(0.06)	(0.06)	100	0.00	0.00	-	-	-
SAHYOG HOLDINGS PRIVATE LIMITED	53,45,450	1.67	1.67	(53,45,350)	(1.67)	(1.67)	100	0.00	0.00	-	-	-
Sub Total (B)				55,50,150	1.74	1.74	200	0.00	0.00			
Names of Persons Acting in Concert (PACs)												
SANGITA JINDAL	100	0.00	0.00	-	-	-	100	0.00	0.00	-	-	-
GAGAN TRADING CO LTD	2,10,000	0.07	0.07	-	-	-	2,10,000	0.07	0.07	-	-	-
NALWA SONS INVESTMENTS LIMITED	535,50,000	16.75	16.75	-	-	-	535,50,000	16.75	16.75	-	-	-
MEREDITH TRADERS PVT LTD	4,32,000	0.14	0.14	-	-	-	4,32,000	0.14	0.14	-	-	-
NAVEEN JINDAL HUF	6,600	0.00	0.00	-	-	-	6,600	0.00	0.00	-	-	-
ESTRELA INVESTMENT COMPANY LIMITED	18,77,500	0.59	0.59	-	-	-	18,77,500	0.59	0.59	-	-	-
OPJ TRADING PRIVATE LIMITED	77,74,332	2.43	2.43	-	-	-	77,74,332	2.43	2.43	-	-	-
FOUR SEASONS INVESTMENTS LIMITED	435,30,596	13.61	13.61	-	-	-	435,30,596	13.61	13.61	77,00,000	2.41	2.41
NACHO INVESTMENTS LIMITED	18,25,000	0.57	0.57	-	-	-	18,25,000	0.57	0.57	-	-	-
TEMLAR INVESTMENTS LIMITED	18,56,500	0.58	0.58	-	-	-	18,56,500	0.58	0.58	-	-	-
R K JINDAL & SONS HUF	81,600	0.03	0.03	-	-	-	81,600	0.03	0.03	-	-	-
DANTA ENTERPRISES PRIVATE LIMITED	235,72,150	7.37	7.37	-	-	-	235,72,150	7.37	7.37	-	-	-
GLEBE TRADING PRIVATE LIMITED	7,72,620	0.24	0.24	-	-	-	7,72,620	0.24	0.24	-	-	-
VIRTUOUS TRADECORP PRIVATE LIMITED	29,16,568	0.91	0.91	-	-	-	29,16,568	0.91	0.91	-	-	-
P R JINDAL HUF	21,600	0.01	0.01	-	-	-	21,600	0.01	0.01	-	-	-
MENDEZA HOLDINGS LIMITED	18,32,500	0.57	0.57	-	-	-	18,32,500	0.57	0.57	-	-	-
DEEPIKA JINDAL	55,74,500	1.74	1.74	-	-	-	55,74,500	1.74	1.74	-	-	-
SMINU JINDAL	15,000	0.00	0.00	-	-	-	15,000	0.00	0.00	-	-	-
PRITHVI RAJ JINDAL	98,700	0.03	0.03	-	-	-	98,700	0.03	0.03	-	-	-
NAVEEN JINDAL	2,18,700	0.07	0.07	-	-	-	2,18,700	0.07	0.07	-	-	-
S K JINDAL AND SONS HUF	21,600	0.01	0.01	-	-	-	21,600	0.01	0.01	-	-	-
INDRESH BATRA	7,50,000	0.23	0.23	-	-	-	7,50,000	0.23	0.23	-	-	-
BATAN JINDAL	76,200	0.02	0.02	-	-	-	76,200	0.02	0.02	-	-	-
SIDDHESHWARI TRADEX PRIVATE LIMITED	130,04,485	4.07	4.07	-	-	-	130,04,485	4.07	4.07	-	-	-
SAVITRI DEVI JINDAL	1,03,800	0.03	0.03	-	-	-	1,03,800	0.03	0.03	-	-	-
TRIPTI JINDAL	15,000	0.00	0.00	-	-	-	15,000	0.00	0.00	-	-	-
ARTI JINDAL	60,000	0.02	0.02	-	-	-	60,000	0.02	0.02	-	-	-
LURVI JINDAL	30,000	0.01	0.01	-	-	-	30,000	0.01	0.01	-	-	-
ABHYUDAY JINDAL	55,74,500	1.74	1.74	-	-	-	55,74,500	1.74	1.74	-	-	-
SAJAN JINDAL	100	0.00	0.00	-	-	-	100	0.00	0.00	-	-	-
TARINI JINDAL HANDA	100	0.00	0.00	-	-	-	100	0.00	0.00	-	-	-
TANVI SHETE	100	0.00	0.00	-	-	-	100	0.00	0.00	-	-	-
PARTH JINDAL	100	0.00	0.00	-	-	-	100	0.00	0.00	-	-	-
Sub Total (C)	1658,02,551	51.85	51.85				1658,02,551	51.85	51.85	77,00,000	2.41	2.41
Total	1713,52,701	53.59	53.59				1711,48,101	53.52	53.52	77,00,000	2.41	2.41

For Divino Multiventures Private Limited
 Authorised Signatory

For Divino Multiventures Private Limited
 Director

