



**Format for disclosures under Regulation 29(2) of SEBI (Substantial Acquisition of Shares and Takeovers) Regulations, 2011**

<b>Name of the Target Company (TC)</b>	Apcotex Industries Limited
<b>Name(s) of the acquirer and Persons Acting in Concert (PAC) with the acquirer</b>	<p>Colortek (India) Limited (PAC)*  <b>Person Acting in Concert</b>  1. AtulChampaklalChoksey (Promoter)  2. ParulAtulChoksey (Promoter)  3. AbhirajAtulChoksey HUF (Promoter)  4. DevanshiAnant Veer Jalan (Promoter)  5. AbhirajAtulChoksey (Promoter)  6. ApcoEntreprises Limited (Promoter)  7. Rita Ashok Parekh (PAC)  8. Amit ChampaklalChoksey (PAC)  9. Namrata Amit Choksey (PAC)  10. Ankita Amit Choksey (PAC)  11. Priti Amit Choksey (PAC)  12. Amit ChampaklalChoksey HUF (PAC)  13. BiyashAbhirajChoksey (PAC)  14. Girish ChampaklalChoksey (PAC)  15. Ankur Girish Choksey (PAC)  16. Prashant Girish Choksey (PAC)  17. Sunita Girish Choksey (PAC)  18. Devaki Ashok Parekh (PAC)  19. Janaki Ashok Parekh (PAC)  20. Abhiraj Trading And Investment Pvt Ltd (PAC)  21. Bhuvantray Investments And Trading Company Private Limited (PAC)  22. Aquamarine Trading &amp; Investments Private Limited (PAC)  23. Gauriputra Investments And Trading Company Private Limited (PAC)  24. Hmp Minerals Private Limited (PAC)  25. Forest Hills Trading And Investment P Ltd (PAC)  26. Haridwar Trading And Investments Pvt Ltd (PAC)  27. Choksey Chemicals Private Ltd (PAC)  28. Saldhar Investments and Trading Company Private Limited (PAC)  29. Dhumraketu Investment and Trading Co. Pvt. Ltd. (PAC)</p>
<b>Whether the acquirer belongs to Promoter/Promoter group</b>	Yes
<b>Name(s) of the Stock Exchange(s) where the shares of TC are Listed</b>	BSE Limited and National Stock Exchange of India Limited



Details of the acquisition / disposal as follows***	Number	% w.r.t. total share/voting capital wherever applicable(*)	% w.r.t. total diluted share/voting capital of the TC (**)
<p>Before the acquisition under consideration, holding of :</p> <ul style="list-style-type: none"> <li>a) Shares carrying voting rights</li> <li>b) Shares in the nature of encumbrance (pledge/ lien/ non-disposal undertaking/ others)</li> <li>c) Voting rights (VR) otherwise than by shares</li> <li>d) Warrants/convertible securities/any other instrument that entitles the acquirer to receive shares carrying voting rights in the T C (specify holding in each category)</li> <li>e) Total (a+b+c+d)</li> </ul>	As per Annexure I		
<p>Details of acquisition/sale</p> <ul style="list-style-type: none"> <li>a) Shares carrying voting rights acquired/sold</li> <li>b) VRs acquired /sold otherwise than by shares</li> <li>c) Warrants/convertible securities/any other instrument that entitles the acquirer to receive shares carrying voting rights in the TC (specify holding in each category) acquired/sold</li> <li>d) Shares encumbered / invoked/released by the acquirer</li> <li>e) Total (a+b+c+d)</li> </ul>	As per Annexure II		
<p>After the acquisition/sale, holding of:</p> <ul style="list-style-type: none"> <li>a) Shares carrying voting rights</li> <li>b) Shares encumbered with the acquirer</li> <li>c) VRs otherwise than by shares</li> <li>d) Warrants/convertible securities/any other instrument that entitles the acquirer to receive shares carrying voting rights in the TC (specify holding in each category) after acquisition</li> <li>e) Total (a+b+c+d)</li> </ul>	As per Annexure III		



Mode of acquisition / sale (e.g. open market / off-market / public issue / rights issue / preferential allotment / inter-se transfer etc).	Open Market
Date of acquisition / sale of shares / VR or date of receipt of intimation of allotment of shares, whichever is applicable	28 <sup>th</sup> February, 2017
Equity share capital / total voting capital of the TC before the said acquisition / sale	Rs. 10,40,80,175 (including 3,90,255 towards 78,051 shares forfeited at Rs. 5/- each)
Equity share capital/ total voting capital of the TC after the said acquisition / sale	Rs. 10,40,80,175 (including 3,90,255 towards 78,051 shares forfeited at Rs. 5/- each)
Total diluted share/voting capital of the TC after the said acquisition	Rs. 10,40,80,175 (including 3,90,255 towards 78,051 shares forfeited at Rs. 5/- each)

(\*) Total share capital/ voting capital to be taken as per the latest filing done by the company to the Stock Exchange under 31(1)(b) of the SEBI (Listing Obligations and Disclosure Requirements) Regulations, 2015.

(\*\*) Diluted share/voting capital means the total number of shares in the TC assuming full conversion of the outstanding convertible securities/warrants into equity shares of the TC.

For Colortek (India) Limited



Prashant Choksey  
 Director  
 DIN: 00172025  
 Place: Mumbai  
 Encl: As above




Annexure to disclosure under Regulation 29(2) of the SEBI (Substantial Acquisition of Shares and Takeover Regulations, 2011

Annexure I

Details of shareholding of promoters/promoter group and person acting in concert before acquisition

Sr. No	Name of the Shareholders	Number of Shares	% w.r.t. total share/voting capital wherever applicable (*)	% w.r.t. total diluted share/voting capital of TC (**)
1	Colortek (India) Limited (Refer Note 1)	50.00	0.00	0.00
2	Atul Champaklal Choksey	71398	0.3443	0.3443
3	Parul Atul Choksey	72770	0.3509	0.3509
4	Abhiraj Atul Choksey HUF	14217	0.0686	0.0686
5	Devanshi Anant Veer Jalan	147353	0.7105	0.7105
6	Abhiraj Atul Choksey	109888	0.5299	0.5299
7	Rita Ashok Parekh	106380	0.5130	0.5130
8	Amit Champaklal Choksey	68910	0.3323	0.3323
9	Namrata Amit Choksey	57076	0.2752	0.2752
10	Ankita Amit Choksey	54088	0.2608	0.2608
11	Priti Amit Choksey	47134	0.2273	0.2273
12	Amit Champaklal Choksey HUF	41140	0.1984	0.1984
13	Biyash Abhiraj Choksey	36000	0.1736	0.1736
14	Girish Champaklal Choksey	17800	0.0858	0.0858
15	Ankur Girish Choksey	13600	0.0656	0.0656
16	Prashant Girish Choksey	13200	0.0637	0.0637
17	Sunita Girish Choksey	9200	0.0444	0.0444
18	Devaki Ashok Parekh	6400	0.0309	0.0309
19	Janaki Ashok Parekh	4800	0.0231	0.0231
20	Abhiraj Trading And Investment Pvt Ltd	116468	0.5616	0.5616
21	Apco Enterprises Limited	112352	0.5418	0.5418
22	Bhuvantray Investments And Trading Company Private Limited	99784	0.4812	0.4812
23	Aquamarine Trading & Investments Private Limited	98800	0.4764	0.4764
24	Gauriputra Investments And Trading Company Private Limited	52400	0.2527	0.2527




25	Hmp Minerals Private Limited	19324	0.0932	0.0932
26	Forest Hills Trading And Investment P Ltd	8600	0.0415	0.0415
27	Haridwar Trading And Investments Pvt Ltd	8600	0.0415	0.0415
28	Choksey Chemicals Private Ltd	276	0.0013	0.0013
29	Saldhar Investments and Trading Company Pvt Ltd	10574412	50.9905	50.9905
30	Dhumraketu Investment and Trading Co. Pvt. Ltd.	23888	0.1152	0.1152

(\*) Total share capital/ voting capital to be taken as per the latest filing done by the company to the Stock Exchange under 31(1)(b) of the SEBI (Listing Obligations and Disclosure Requirements) Regulations, 2015.

(\*\*) Diluted share/voting capital means the total number of shares in the TC assuming full conversion of the outstanding convertible securities/warrants into equity shares of the TC.


**Note 1 Colortek acquired 300 shares from Open Market.**



**Annexure II**

Details of acquisition of promoters/promoter group and person acting in concert

Sr. No	Name of the Shareholders	Number of Shares	% w.r.t. total share/voting capital wherever applicable (*)	% w.r.t. total diluted share/voting capital of TC (**)
1	Colortek (India ) Limited	300	0.00	0.00
2	AtulChampaklalChoksey	71398	0.3443	0.3443
3	ParulAtulChoksey	72770	0.3509	0.3509
4	AbhirajAtulChoksey HUF	14217	0.0686	0.0686
5	DevanshiAnant Veer Jalan	147353	0.7105	0.7105
6	AbhirajAtulChoksey	109888	0.5299	0.5299
7	Rita Ashok Parekh	106380	0.5130	0.5130
8	Amit ChampaklalChoksey	68910	0.3323	0.3323
9	Namrata Amit Choksey	57076	0.2752	0.2752
10	Ankita Amit Choksey	54088	0.2608	0.2608
11	Priti Amit Choksey	47134	0.2273	0.2273
12	Amit ChampaklalChoksey HUF	41140	0.1984	0.1984
13	BiyashAbhirajChoksey	36000	0.1736	0.1736
14	Girish ChampaklalChoksey	17800	0.0858	0.0858
15	Ankur Girish Choksey	13600	0.0656	0.0656
16	Prashant Girish Choksey	13200	0.0637	0.0637
17	Sunita Girish Choksey	9200	0.0444	0.0444
18	Devaki Ashok Parekh	6400	0.0309	0.0309
19	Janaki Ashok Parekh	4800	0.0231	0.0231
20	Abhiraj Trading And Investment Pvt Ltd	116468	0.5616	0.5616
21	Apco Enterprises Limited	112352	0.5418	0.5418
22	Bhuvantray Investments And Trading Company Private Limited	99784	0.4812	0.4812
23	Aquamarine Trading & Investments Private Limited	98800	0.4764	0.4764
24	Gauriputra Investments And Trading Company Private Limited	52400	0.2527	0.2527
25	Hmp Minerals Private Limited	19324	0.0932	0.0932
26	Forest Hills Trading And Investment P Ltd	8600	0.0415	0.0415




27	Haridwar Trading And Investments Pvt Ltd			
28	Choksey Chemicals Private Ltd	8600	0.0415	0.0415
29	Saldhar Investments and Trading Company Pvt td	276	0.0013	0.0013
30	Dhumraketu Investment and Trading Co. Pvt. Ltd.	10574412	50.9905	50.9905
		23888	0.1152	0.1152

**Note 1 :** Colortek (India) Limited (Colortek) has acquired **300 shares (0.00%)** of Apcotex Industries Limited. for which separate disclosure is being made under Regulation 29(2) of SEBI(Substantial Acquisition of Shares andTakeovers) Regulations, 2011.

(\*) Total share capital/ voting capital to be taken as per the latest filing done by the company to the Stock Exchange under 31(1)(b) of the SEBI (Listing Obligations and Disclosure Requirements) Regulations, 2015.

(\*\*) Diluted share/voting capital means the total number of shares in the TC assuming full conversion of the outstanding convertible securities/warrants into equity shares of the TC.



**Annexure III**

Details of shareholding of promoters/promoter group and person acting in concert after acquisition

Sr. No	Name of the Shareholders	Number of Shares	% w.r.t. total share/voting capital wherever applicable (*)	% w.r.t. total diluted share/voting capital of TC (**)
1	Colortek (India) Limited	350	0.00	0.00
2	AtulChampaklalChoksey	71398	0.3443	0.3443
3	ParulAtulChoksey	72770	0.3509	0.3509
4	AbhirajAtulChoksey HUF	14217	0.0686	0.0686
5	DevanshiAnant Veer Jalan	147353	0.7105	0.7105
6	AbhirajAtulChoksey	109888	0.5299	0.5299
7	Rita Ashok Parekh	106380	0.5130	0.5130
8	Amit ChampaklalChoksey	68910	0.3323	0.3323
9	Namrata Amit Choksey	57076	0.2752	0.2752
10	Ankita Amit Choksey	54088	0.2608	0.2608
11	Priti Amit Choksey	47134	0.2273	0.2273
12	Amit ChampaklalChoksey HUF	41140	0.1984	0.1984
13	BiyashAbhirajChoksey	36000	0.1736	0.1736
14	Girish ChampaklalChoksey	17800	0.0858	0.0858
15	Ankur Girish Choksey	13600	0.0656	0.0656
16	Prashant Girish Choksey	13200	0.0637	0.0637
17	Sunita Girish Choksey	9200	0.0444	0.0444
18	Devaki Ashok Parekh	6400	0.0309	0.0309
19	Janaki Ashok Parekh	4800	0.0231	0.0231
20	Abhiraj Trading And Investment Pvt Ltd	116468	0.5616	0.5616
21	Apco Enterprises Limited	112352	0.5418	0.5418
22	Bhuvantray Investments And Trading Company Private Limited	99784	0.4812	0.4812
23	Aquamarine Trading & Investments Private Limited	98800	0.4764	0.4764
24	Gauriputra Investments And Trading Company Private Limited	52400	0.2527	0.2527
25	HMP Minerals Private Limited	19324	0.0932	0.0932
26	Forest Hills Trading And Investment P Ltd	8600	0.0415	0.0415





27	Haridwar Trading And Investments Pvt Ltd	8600	0.0415	0.0415
28	Choksey Chemicals Private Ltd	276	0.0013	0.0013
29	Saldhar Investments and Trading Company Pvt Ltd	10574412	50.9905	50.9905
30	Dhumraketu Investment and Trading Co. Pvt. Ltd.	23888	0.1152	0.1152

(\*) Total share capital/ voting capital to be taken as per the latest filing done by the company to the Stock Exchange under 31(1)(b) of the SEBI (Listing Obligations and Disclosure Requirements) Regulations, 2015.

(\*\*) Diluted share/voting capital means the total number of shares in the TC assuming full conversion of the outstanding convertible securities/warrants into equity shares of the TC.

