



Telephone : 91-022 6660 8711-13-14
Fax : 91-022 6663 5401
CIN : L28129MH1962PLC012289

e-mail : info@kairacan.com
website: www.kairacan.com

KAIRA CAN COMPANY LIMITED

REGD. OFFICE : ION HOUSE, DR. E. MOSES ROAD, MAHALAXMI, MUMBAI 400 011.

Recognised Star Export House

KCCL/SEC/BM/AFR/052017

26th May, 2017

To,
The Department of Corporate Services - CRD
BSE Ltd.
P.J. Towers, Dalal Street,
Mumbai - 400 001.

Scrip Code: 504840

Dear Sir,

Re: Outcome of the Board Meeting - Audited Financial Results and segment wise break up thereof for the year Ended 31st March, 2017

We write to inform you that a meeting of the Board of Directors of the Company held today i.e. May 26, 2017, for consideration of Audited Financial Results for the year ended March 31, 2017. The Meeting of Board of Directors of the Company commenced at 11.00 am. and concluded at 14.30 pm.

1. Audited Financial Results:

Pursuant to Regulation 30(4) read with Regulation 33 of the SEBI (Listing Obligations and Disclosure Requirements) Regulations, 2015, We enclose herewith **Audited Financial Results of the Company for the year ended March 31, 2017** along with the Audit Reports on the Financial Results, please note that **the Independent Auditor's Report is free from any qualifications.**

Pursuant to the SEBI (Listing Obligations and Disclosure Requirements) regulations, 2015. We hereby declare that the Statutory Auditors of the Company, Kalyaniwalla & Mistry LLP, Chartered Accountants, Mumbai (Registration No.104607W/W100166) have submitted the Audit Report for the Financial Results of the Company for the year ended March 31, 2017 with an unmodified opinion.

2. Dividend :

The Board has **recommended a dividend of Rs.5.00 on Equity Share of Rs.10.00 each (i.e.50%) for the year ended March 31, 2017**, subject to approval of the shareholders at the ensuing 54th Annual General Meeting.

Kindly take the same on your records.

Thanking you,

Yours faithfully,
For KAIRA CAN COMPANY LTD

HITEN VANJARA
COMPANY SECRETARY

Encl: as above





KAIRA CAN COMPANY LIMITED

CIN : L28129MH1962PLC012289

Regd. Office : Ion House, Dr. E. Moses Road, Mahalaxmi, Mumbai 400 011, India.
Recognised Star Export House

STATEMENT OF AUDITED FINANCIAL RESULTS FOR THE QUARTER AND YEAR ENDED MARCH 31, 2017.

Sr. No.	PARTICULARS	Quarter ended			Year ended	Year ended
		31-Mar-17 (Audited)	31-Dec-16 (Unaudited)	31-Mar-16 (Audited)	31-Mar-17 (Audited)	31-Mar-16 (Audited)
1	INCOME FROM OPERATIONS					
	a. Net Sales / Income from Operations	3,232.21	2,461.62	2,723.71	13,089.27	12,505.97
	b. Other Operating Income	0.34	0.20	-	1.44	1.60
	Total Income from Operations (a+b)	3,232.55	2,461.82	2,723.71	13,090.71	12,507.57
2	Expenses					
	a) Consumption of Raw Materials	1,905.61	1,894.51	1,433.50	7,007.21	7,352.67
	b) Change in Inventories of Finished Goods and Process Stock	(74.34)	(582.50)	(56.81)	470.36	(140.29)
	c) Consumption of Stores & Spares	669.37	525.90	569.87	2,683.51	2,384.94
	d) Employee Benefits Expense	132.49	197.46	228.61	763.70	877.66
	e) Depreciation and Amortisation Expense	112.17	102.74	101.05	440.50	380.84
	f) Other Expenses	342.61	287.89	337.92	1,260.59	1,217.53
	Total Expenses	3,087.91	2,426.00	2,614.14	12,625.87	12,073.35
3	Profit from Operations before Other Income, Finance Cost and Exceptional Items (1-2)	144.64	35.82	109.57	464.84	434.22
4	Other Income	25.53	3.63	3.94	37.29	60.25
5	Profit before Finance Cost & Exceptional Items (3+4)	170.17	39.45	113.51	502.13	494.47
6	Finance Cost	21.68	17.19	63.89	112.29	245.09
7	Profit before Tax (5-6)	148.49	22.26	49.62	389.84	249.38
8	Exceptional Items [Income / (Expenses)]	-	-	-	-	-
9	Profit before Tax (7+8)	148.49	22.26	49.62	389.84	249.38
10	Tax Expense	38.15	11.47	19.87	116.18	91.39
11	Net Profit for the period (9-10)	110.34	10.79	29.75	273.66	157.99
12	Paid-up Equity Share Capital (Face value of Rs. 10/- each)	92.21	92.21	92.21	92.21	92.21
13	Reserves excluding Revaluation Reserve				5,138.12	4,864.47
14	Earning per Share					
	- Basic and Diluted before Exceptional item	11.97	1.17	3.23	29.68	17.13
	- Basic and Diluted after Exceptional item	11.97	1.17	3.23	29.68	17.13

Notes:

- 1 The above financial results were reviewed by the Audit Committee after a "Limited Review" by the Statutory Auditors of the Company and the Board of Directors approved the same at their meeting held on May 26, 2017.
- 2 The Board of Directors have recommended a final dividend of Rs. 5/- Per share for the financial year 2016-17.
- 3 The Company operates in two segments i.e. "Tin Containers" and "Ice-Cream Cones".
- 4 The figures for the quarter ended march 31, 2017 and as reported in these results are balancing figures between audited figures in respect of the year ended March, 31 and the published year to date figures upto the end of third quarter of financial year. Also the figures up to the end of third quarter had only been reviewed and not subjected to audit.
- 5 Figures for the earlier period have been regrouped and reclassified wherever necessary.
- 6 The results for the quarter and year ended March 31, 2017 are available on the Bombay Stock Exchange website (URL:www.bseindia.com/corporates) and on the Company website (URL:www.kairacan.com//financial-results.html?Financial).



for and on behalf of Board of Directors

A. B. Kulkarni

A. B. Kulkarni
Managing Director
D. I. NO. 01605886

Place : Mumbai
Date : May 26, 2017


**KAIRA CAN COMPANY LIMITED**

CIN : L28129MH1962PLC012289

STATEMENT OF ASSETS AND LIABILITIES AS AT MARCH 31, 2017

(Rs. in Lakh)

Sr.No	PARTICULARS	As at 31-Mar-2017 Audited	As at 31-Mar-2016 Audited
A	EQUITY AND LIABILITIES		
1	Shareholders' Funds		
	(a) Share Capital	92.21	92.21
	(b) Reserves and Surplus	5,138.12	4,864.47
	Total Shareholders' Fund	5,230.33	4,956.68
2	Non Current Liabilities.		
	a) Long-term Borrowings	185.94	236.10
	b) Deferred Tax Liabilities (net)	277.07	275.71
	c) Long-term Provisions	77.10	69.85
	Sub-total Non-Current Liabilities	540.11	581.66
3	Current Liabilities		
	a) Short-term Borrowings	751.83	1,733.21
	b) Trade Payables	2,288.80	1,485.22
	c) Other Current Liabilities	600.62	690.89
	d) Short-term Provisions	5.08	61.44
	Sub-total Current Liabilities	3,646.33	3,970.76
	TOTAL-EQUITY AND LIABILITIES	9,416.77	9,509.10
B	ASSETS		
1	Non Current Assets		
	a) Fixed Assets	3,413.36	3,793.76
	b) Non Current Investments	2.18	2.18
	c) Long-term Loans and Advances	458.48	460.80
	d) Other Non-current Assets	8.11	7.00
	Sub-total Non-Current Assets	3,882.13	4,263.74
2	Current Assets		
	a) Current Investments	5.00	5.00
	b) Inventories	3,153.21	2,895.89
	c) Trade Receivables	839.26	764.90
	d) Cash and Cash Equivalents	122.45	336.79
	e) Short-term Loans and Advances	1,414.72	1,242.78
	Sub-total Current Assets	5,534.64	5,245.36
	TOTAL ASSETS	9,416.77	9,509.10





KAIRA CAN COMPANY LIMITED

CIN : L28129MH1962PLC012289


Regd. Office : Ion House, Dr. E. Moses Road, Mahalaxmi, Mumbai 400 011, India.

Recognised Star Export House

Segment wise Revenue, Results and Capital Employed along with quarterly results under Regulation 33 of the SEBI (Listing Obligations and Disclosure Requirements) Regulations, 2015.

(Rs. in Lakh)

Sr. No.	PARTICULARS	Quarter ended			Year ended	Year ended
		31-Mar-17 (Audited)	31-Dec-16 (Unaudited)	31-Mar-16 (Audited)	31-Mar-17 (Audited)	31-Mar-16 (Audited)
1	Segment Revenue (Net sales / Income)					
	a. Tin Containers	2,794.35	2,204.38	2,302.71	11,408.05	11,033.81
	b. Ice-Cream Cones (Waffles & Wafers)	438.20	257.44	421.00	1,682.66	1,473.76
	Net Sales / Income from operations	3,232.55	2,461.82	2,723.71	13,090.71	12,507.57
2	Segment Results					
	(Profit (+) / Loss (-) before tax and interest)					
	a. Tin Containers	130.29	37.25	60.38	359.69	365.80
	b. Ice-Cream Cones (Waffles & Wafers)	38.99	7.98	41.21	158.96	111.66
	Total	169.28	45.23	101.59	518.65	477.46
	Less :-					
	(i) Interest	21.68	17.19	63.89	112.29	245.09
	(ii) Other un-allocable expenditure net off unallocable income.	(0.89)	5.78	(11.92)	16.52	(17.01)
	Total Profit Before Tax	148.49	22.26	49.62	389.84	249.38
3	Capital Employed					
	(Segment Assets - Segment Liabilities)					
	a. Tin Containers	4,086.71	4,058.37	4,034.65	4,086.71	4,034.65
	b. Ice-Cream Cones (Waffles & Wafers)	937.78	925.82	816.86	937.78	816.86
	c. Unallocated	205.84	135.81	105.17	205.84	105.17
	Total	5,230.33	5,120.00	4,956.68	5,230.33	4,956.68



KALYANIWALLA & MISTRY LLP


CHARTERED ACCOUNTANTS

Auditor's Report on Quarterly and Year to date Financial Results pursuant to the Regulation 33 of the SEBI (Listing Obligations and Disclosure Requirements) Regulations, 2015

To,
The Board of Directors
Kaira Can Company Limited
ION House, Dr. E.Moses Road,
Mahalaxmi,
Mumbai 400 011.

1. We have audited the accompanying financial results of Kaira Can Company Limited ("the Company") for the quarter ended March 31, 2017 and the year to date financial results for the year April 1, 2016 to March 31, 2017, attached herewith, being submitted by the Company pursuant to the requirement of Regulation 33 of the SEBI (Listing Obligations and Disclosure Requirements) Regulations, 2015. These quarterly financial results and as well as the year to date financial results have been prepared on the basis of the interim financial statements, which are the responsibility of the company's management.
2. Our responsibility is to express an opinion on these financial results based on our audit of such interim financial statements, which have been prepared in accordance with the recognition and measurement principles laid down in Accounting Standard (AS) 25, Interim Financial Reporting prescribed under Section 133 of the Companies Act, 2013 read with relevant rule issued there under; as applicable and other accounting principles generally accepted in India. Attention is drawn to the fact that the figures for the quarter ended March 31, 2017 as reported in these results are the balancing figures between the audited figures in respect of the year ended March 31, and the published year to date figures up to the end of the third quarter of the relevant financial year. Also, the figures up to the end of the third quarter had only been reviewed and not subjected to audit.
3. We conducted our audit in accordance with the auditing standards generally accepted in India. Those Standards require that we plan and perform the audit to obtain reasonable assurance about whether the financial statements are free of material misstatements. An audit includes examining, on a test basis, evidence supporting the amounts disclosed as financial results. An audit also includes assessing the accounting principles used and significant estimates made by management. We believe that our audit provides a reasonable basis for our opinion.
4. In our opinion and to the best of our information and according to the explanations given to us, these quarterly and year to date financial results:
 - i. are presented in accordance with the requirements of Regulation 33 of the SEBI (Listing Obligations and Disclosure Requirements) Regulations, 2015 in this regard; and
 - ii. give a true and fair view of the net profit and other financial information for the quarter ended March 31, 2017 as well as the year to date financial results for the year April 1, 2016 to March 31, 2017.

For KALYANIWALLA & MISTRY LLP
CHARTERED ACCOUNTANTS
Firm Registration Number 104607W/W100166


Sai Venkata Ramana Damarla
PARTNER
Membership Number 107017
Place: Mumbai
Date: May 26, 2017.

LLP IN : AAH - 3437

REGISTERED OFFICE : KALPATARU HERITAGE, 127 MAHATMA GANDHI ROAD, MUMBAI 400 001
TEL.: (91) (22) 6158 7200 FAX: (91) (22) 2267 3964
TAX OFFICE : ARMY & NAVY BUILDING, 148 MAHATMA GANDHI ROAD, MUMBAI 400 001
TEL.: (91) (22) 6158 6200 FAX: (91) (22) 6158 6275