

K.P.R. MILL LIMITED

Corporate Office : 1st Floor Srivari Shrimat, 1045, Avinashi Road, Coimbatore - 641018. India ☎ : 0422-2207777 Fax : 0422-2207778
3rd May, 2017

The Listing Department,
Bombay Stock Exchange Ltd.
1st Floor, Rotunda Buildings,
Phirooze Jeejeebhoy Towers,
Mumbai – 400 001.

The Listing Department,
National Stock Exchange of India Ltd.,
Exchange Plaza, Plot: C/1, G Block,
Bandra-Kurla Complex, Bandra (E),
Mumbai – 400 051.

Dear Sir,

Sub: Audited Financial Results for the year ended 31.03.2017

Ref: Our Notice dated 24.04.2017

Further to our Notice under reference, we wish to inform you that the Board of Directors at their Meeting held on 3rd May, 2017:

1. Have approved **Audited Financial Results** of the Company for the year ended 31.03.2017, both Standalone and Consolidated.
2. **Recommended a Final Dividend of Rs.0.75 per share (15%)** on the face value of Rs.5/- each.

In this connection, we are sending herewith the Certified True Copy of the Audited Financial Results of the Company for the Year ended 31.03.2017, both Standalone and Consolidated along with the Auditors Report.

The Board Meeting commenced at 10.00 A.M and concluded at 2.30 P.M.

Kindly take on record of the above.

Thanking you.

Yours faithfully,
For K.P.R. Mill Limited


P.Kandaswamy
Company Secretary

Encl: As above

Cc:

1. Corporate Relationship Department
Mumbai-400 001.
2. Corporate Relationship Department
Mumbai-400 051.
3. Karvy Computershare Pvt Ltd,
4. Central Depository Securities Limited
5. National Securities Depository Limited

KEY HIGHLIGHTS - FY 2016-17 RESULTS

KPR REPEATS SIGNIFICANT GROWTH

- ✓ All time high *PAT* of ₹ 286.97 Crores
up by 36.16% Year on Year
- ✓ All time high *PBT* of ₹ 376.90 Crores
up by 32.81% Year on Year
- ✓ Higher *EBITDA* ₹ 590.71 Crores @ 20.77%
- ✓ *Higher Cash Profit* @ ₹ 436.36 Crores
up by 20.27% Year on Year
- ✓ Continuous revenue growth @ ₹ 2,844.09 Crores
up by 8.37% Year on Year
- ✓ Well geared Garment Production - **62.19 Mn Garments**
up by 21.10% Year on Year

EXPANSION STATUS

- ✓ 36 Mn New garment capacity ramp up progress
as per plan.
- ✓ Eco-friendly Processing 'Unit 2' commenced its operations.
- ✓ Sophisticated high resolution printing division started
Commercial operations.

DISCLAIMER:

The information in this release has been included in good faith and is for general purposes only. It should not be relied upon for any specific purpose and no representation or warranty is given as regards to its accuracy or completeness. No information in this release shall constitute an invitation to invest in K.P.R.Mill Limited. or any of its affiliates. Neither K.P.R.Mill Limited., nor their or their affiliates' officers, employees or agents shall be liable for any loss, damage or expense arising out of any action taken on the basis of this release, including, without limitation, any loss of profit, indirect, incidental or consequential loss.





K.P.R. MILL LIMITED

CIN : L17111TZ2003PLC010518

Registered Office : No.9 Gokul Buildings, I Floor, A.K.S.Nagar, Thadagam Road, Coimbatore - 641 001.

Email : corporate@kprmill.com Web : www.kprmillimited.com Phone : 0422-2207777 Fax : 0422-2207778

STATEMENT OF AUDITED FINANCIAL RESULTS (STANDALONE) FOR THE QUARTER / YEAR ENDED 31ST MARCH 2017

(₹ in Lakhs)

Sl.No	Particulars	Quarter Ended			Year Ended	
		31.03.2017 (Audited) *	31.12.2016 (Unaudited)	31.03.2016 (Audited) *	31.03.2017 (Audited)	31.03.2016 (Audited)
1	Income from operations					
	(a) Net Sales/Income from operations	63,811	49,217	53,625	2,16,362	1,91,919
	(b) Other Operating Income	1,900	1,357	1,337	5,552	4,208
	(c) Other Income	712	575	1,724	2,712	3,421
	Total Income from operations	66,423	51,149	56,686	2,24,626	1,99,548
2	Expenses					
	(a) Cost of Materials Consumed	38,730	33,515	32,507	1,39,848	1,19,723
	(b) Purchase of Stock-in-trade	-	-	-	-	-
	(c) Changes in inventories of Finished Goods and Work-in-Progress	4,351	(3,435)	1,966	(3,614)	(601)
	(d) Employee Benefits Expense	5,083	4,965	3,931	19,413	14,942
	(e) Finance Costs	876	838	1,006	4,503	4,442
	(f) Depreciation and Amortisation Expense	2,859	2,961	3,040	11,743	12,384
	(g) Other Expenses	5,630	4,574	9,059	21,702	26,462
	Total Expenses	57,529	43,418	51,509	1,93,595	1,77,352
3	Profit from Ordinary activities before tax (1-2)	8,894	7,731	5,177	31,031	22,196
4	Tax Expense					
	a) Current Tax	1,989	1,746	1,224	7,502	6,719
	b) Deferred Tax	(74)	(67)	(70)	(313)	(137)
5	Net Profit from Ordinary Activities after tax (3-4)	6,979	6,052	4,023	23,842	15,614
6	Extra-ordinary Items (net of Tax expenses)	-	-	-	-	-
7	Net Profit for the period (5+6)	6,979	6,052	4,023	23,842	15,614
8	Other Comprehensive Income	15	-	7	15	23
9	Total Comprehensive Income(after Tax) (7+8)	6,994	6,052	4,030	23,857	15,637
10	Paid-up Equity Share Capital (Face Value of ₹5 each) (Refer Note No.4)	3,695	3,768	3,768	3,695	3,768
11	Earning Per Share of ₹ 5/- each (No Extraordinary Items) Basic and Diluted (in ₹) (Not Annualised for quaters) (Refer Note No.4)	9.35	8.03	5.24	31.71	20.62



STATEMENT OF ASSETS AND LIABILITIES (STANDALONE)

(₹ in Lakhs)

Sl.No	Particulars	As at	
		31.03.2017 (Audited)	31.03.2016 (Audited)
ASSETS			
Non-Current Assets			
	(a) Property, Plant & Equipment	91,553	89,340
	(b) Capital Work-in-Progress	208	34
	(c) Other Intangible Assets	46	76
	(d) Financial Assets		
	(i) Investments	8,829	7,806
	(ii) Loans	776	808
	(e) Other Non Current Assets	7,285	8,334
	Total Non Current assets	1,08,697	1,06,398
Current Assets			
	(a) Inventories	30,668	26,632
	(b) Financial Assets		
	(i) Trade Receivables	21,338	25,965
	(ii) Cash & Cash Equivalents	2,808	1,858
	(iii) Other financial asset	5,088	3,306
	(c) Other Current Assets	11,426	8,884
	Total Current assets	71,328	66,645
	Total Assets	1,80,025	1,73,043
EQUITY AND LIABILITIES			
Equity			
	(a) Equity Share Capital (Rerer Note No.5)	3,695	3,768
	(b) Other Equity	1,08,111	94,337
	Total Equity	1,11,806	98,105
LIABILITIES			
Non-Current Liabilities			
	(a) Financial Liabilities		
	(i) Borrowings	11,196	11,746
	(b) Deferred Tax Liabilities (Net)	5,554	5,867
		16,750	17,613
Current Liabilities			
	(a) Financial Liabilities		
	(i) Borrowings	30,750	40,646
	(ii) Trade Payables	11,367	8,452
	(iii) Other Financial Liabilities	8,784	7,996
	(b) Other Current Liabilities	159	105
	(c) Provisions	-	72
	(d) Current Tax Liabilities(Net)	409	54
	Total Current Liabilities	51,469	57,325
	Total Equity and Liabilities	1,80,025	1,73,043



- 1 The above Audited Financial Results have been reviewed by the Audit Committee on 25.04.2017 and taken on record and approved by the Board of Directors at their meeting held on 03.05.2017.
- 2 The Company operates in one segment (i.e) Textile business, and hence there are no reportable segment in accordance with Ind AS 108 on "Operating Segments".
- 3 The financial results of the company have been prepared in accordance with the Indian Accounting Standards("Ind AS") as prescribed under section 133 of the Companies Act,2013 read with the companies (Indian Accounting Standards) Rules, 2015, as amended.The company adopted Ind AS from April 1,2016 with the date of transition as April 1,2015.Financial results for all the periods presented have been prepared in accordance with the recognition and measurement principles of Ind AS.
- 4 Through the approval of the Members by Postal Ballot dated 15.11.2016, one Equity share of ₹ 10/- each fully paid up is split into two Equity Shares of ₹ 5/- each fully paid up. Consequently EPS for all previous periods has been restated for Equity Shares of ₹ 5/- each.
- 5 14,70,000 Equity Shares of ₹ 5/- each (Representing 1.95% of the total number of paid up equity shares of the Company) was bought back from the shareholders of the Company on proportionate basis through tender offer at a price of ₹ 660/- per share for an aggregate amount of ₹ 9,702/- Lakhs in accordance with the provisions of the Companies Act, 2013 and the SEBI (buyback of Securities) Regulations, 1998.
- 6 The Board has recommended a Final Dividend of 15% (₹ 0.75/- per share of the face value of ₹ 5/- each) for the year 2016-17 subject to the approval of the Shareholders in Annual General Meeting.
- 7 * The figures for the quarter ended March 31, 2017 and March 31, 2016 are the balancing figures between the audited figures in respect of the full financial year and the published year-to-date figures upto the third quarter of the respective financial years.
- 8 Reconciliation of Profit and Other Equity between Ind AS and previous Indian GAAP for earlier periods and as at March 31, 2016

a. Recocillation of Profit

SI.No	Particulars	₹ in Lakhs	
		Quarter Ended 31.03.2016 (Audited)	Year Ended 31.03.2016 (Audited)
	Net Profit for the period under previous Indian GAAP	3,963	15,554
(b)	Actuarial Gain on employee defined benefit fund recognised in other comprehensive income	7	23
(c)	"Ind AS" 109 Adjustments	60	60
(d)	Total Comprehensive Income (Net of Tax) under "Ind AS"	4,030	15,637

b. Reconciliation of other Equity

SI.No	Particulars	As.at 31.03.2016 (Audited)
	Other Equity as per India GAAP	93,722
	Add : Dividend as per "Ind AS"	459
	"Ind AS" 109 Adjustments	182
	Less : preference Dividend	26
	Other Equity as per "Ind AS"	94,337

- 9 The results for the quarter / Year ended 31.03.2016 have been restated to comply with Ind-AS to make them comparable with the current period. Further, previous period figures have been regrouped / reclassified, wherever necessary, to conform with the current period presentation.

Coimbatore
03.05.2017

For K.P.R.MILL LIMITED

P.Nataraj

Managing Director
DIN : 00229137



INDEPENDENT AUDITOR'S REPORT TO THE BOARD OF DIRECTORS OF K.P.R MILL LIMITED

1. We have audited the accompanying Statement of Standalone Financial Results of **K.P.R MILL LIMITED** ("the Company"), for the year ended March 31, 2017 ("the Statement"), being submitted by the Company pursuant to the requirement of Regulation 33 of the SEBI (Listing Obligations and Disclosure Requirements) Regulations, 2015, as modified by Circular No. CIR/CFD/FAC/62/2016 dated July 5, 2016.

This Statement, which is the responsibility of the Company's Management and approved by the Board of Directors, has been compiled from the related standalone Ind AS financial statements which has been prepared in accordance with the Indian Accounting Standards prescribed under Section 133 of the Companies Act, 2013 read with relevant rules issued thereunder ('Ind AS') and other accounting principles generally accepted in India. Our responsibility is to express an opinion on the Statement based on our audit of such standalone financial statements.

2. We conducted our audit in accordance with the Standards on Auditing issued by the Institute of Chartered Accountants of India. Those Standards require that we comply with ethical requirements and plan and perform the audit to obtain reasonable assurance about whether the Statement is free from material misstatement.

An audit involves performing procedures to obtain audit evidence about the amounts and the disclosures in the Statement. The procedures selected depend on the auditor's judgment, including the assessment of the risks of material misstatement of the Statement, whether due to fraud or error. In making those risk assessments, the auditor considers internal control relevant to the Company's preparation and fair presentation of the Statement in order to design audit procedures that are appropriate in the circumstances, but not for the purpose of expressing an opinion on the effectiveness of the Company's internal control. An audit also includes evaluating the appropriateness of the accounting policies used and the reasonableness of the accounting estimates made by the Management, as well as evaluating the overall presentation of the Statement.

We believe that the audit evidence obtained by us is sufficient and appropriate to provide a basis for our audit opinion.

3. In our opinion and to the best of our information and according to the explanations given to us, the Statement:
 - (i) is presented in accordance with the requirements of Regulation 33 of the SEBI (Listing Obligations and Disclosure Requirements) Regulations, 2015, as modified by Circular No. CIR/CFD/FAC/62/2016 dated July 5, 2016; and
 - (ii) gives a true and fair view in conformity with the aforesaid Indian Accounting Standards and other accounting principles generally accepted in India of the net profit and Total comprehensive income and other financial information of the Company for the year ended March 31, 2017.



4. The Statement includes the results for the Quarter ended March 31, 2017 being the balancing figure between audited figures in respect of the full financial year and the published year to date figures up to the third quarter of the current financial year which were subject to limited review by us.

For **Deloitte Haskins & Sells**
Chartered Accountants
(Firm's Registration No. 008072S)



A handwritten signature in black ink that reads "C.R. Rajagopal".

C.R. Rajagopal
Partner
(Membership No. 23418)

Place: Coimbatore
Date: 03 May 2017



K.P.R. MILL LIMITED

CIN : L17111TZ2003PLC010518

Registered Office : No.9 Gokul Buildings, I Floor, A.K.S.Nagar, Thadagam Road, Coimbatore - 641 001.

Email : corporate@kprmill.com Web : www.kprmilllimited.com Phone : 0422-2207777 Fax : 0422-2207778

STATEMENT OF AUDITED FINANCIAL RESULTS (CONSOLIDATED) FOR THE QUARTER / YEAR ENDED 31ST MARCH 2017

(₹ in Lakhs)

Sl.No	Particulars	Quarter Ended			Year Ended	
		31.03.2017 (Audited) *	31.12.2016 (Unaudited)	31.03.2016 (Audited) *	31.03.2017 (Audited)	31.03.2016 (Audited)
1	Income from operations					
	(a) Net Sales/Income from operations	74,657	58,654	69,450	2,70,654	2,50,983
	(b) Other Operating Income	3,608	2,692	2,660	11,006	9,069
	(c) Other Income	805	521	745	2,749	2,389
	Total Income from operations	79,070	61,867	72,855	2,84,409	2,62,441
2	Expenses					
	(a) Cost of Materials Consumed	46,130	43,315	43,007	1,63,365	1,45,832
	(b) Purchase of Stock-in-trade	2,092	1,202	7,058	9,099	14,820
	(c) Changes in inventories of Finished Goods, Work-in-Progress and Stock-in-trade	2,088	(10,001)	(5,550)	(2,242)	(1,362)
	(d) Employee Benefits Expense	6,998	7,001	5,655	27,830	21,767
	(e) Finance Costs	1,382	1,365	1,293	6,445	5,763
	(f) Depreciation and Amortisation Expense	3,680	3,781	3,732	14,939	15,205
	(g) Other Expenses	7,045	6,077	10,909	27,283	32,038
	Total Expenses	69,415	52,740	66,104	2,46,719	2,34,063
3	Profit from Ordinary activities before tax (1-2)	9,655	9,127	6,751	37,690	28,378
4	Tax Expense					
	a) Current Tax	1,997	1,737	1,306	7,540	7,436
	b) Deferred Tax	472	300	(62)	1,468	(129)
5	Net Profit from Ordinary Activities after tax (3-4)	7,186	7,090	5,507	28,682	21,071
6	Extra-ordinary Items (net of Tax expenses)	-	-	-	-	-
7	Net Profit for the period (5+6)	7,186	7,090	5,507	28,682	21,071
8	Share of Profit / (Loss) of Associates	-	-	-	-	-
9	Minority Interest	-	-	-	-	-
10	Net Profit after Taxes, Minority Interest and Share of Profit of Associates (7+8+9)	7,186	7,090	5,507	28,682	21,071
11	Other Comprehensive Income	15	-	(11)	15	5
12	Total Comprehensive Income(after Tax) (10+11)	7,201	7,090	5,496	28,697	21,076
13	Paid-up Equity Share Capital (Face Value of ₹5 each) (Refer Note No.4)	3,695	3,768	3,768	3,695	3,768
14	Earning Per Share of ₹ 5/- each (No Extraordinary Items) Basic and Diluted (in ₹) (Not Annualised for quarters) (Refer Note No.4)	9.65	9.41	7.20	38.17	27.87



CONSOLIDATED STATEMENT OF ASSETS AND LIABILITIES

(₹ in Lakhs)

Sl.No	Particulars	As at	
		31.03.2017 (Audited)	31.03.2016 (Audited)
ASSETS			
Non-Current Assets			
	(a) Property, Plant & Equipment	1,30,621	1,15,210
	(b) Capital Work-in-Progress	208	3,477
	(c) Goodwill	70	70
	(d) Other Intangible Assets	46	76
	(e) Financial Assets		
	(i) Investments	1,188	165
	(ii) Trade Receivables	0	0
	(f) Other Non Current Assets	3,241	10,655
	Total Non Current assets	1,35,374	1,29,653
Current Assets			
	(a) Inventories	53,299	50,570
	(b) Financial Assets		
	(i) Trade Receivables	34,073	41,941
	(ii) Cash & Cash Equivalents	4,764	4,570
	(iii) Other financial asset	6,759	3,947
	(c) Other Current Assets	4,866	7,477
	Total Current assets	1,03,761	1,08,505
	Total Assets	2,39,135	2,38,158
EQUITY AND LIABILITIES			
Equity			
	(a) Equity Share Capital (Refer Note No.5)	3,695	3,768
	(b) Other Equity	1,24,901	1,06,292
	Total Equity	1,28,596	1,10,060
LIABILITIES			
Non-Current Liabilities			
	(a) Financial Liabilities		
	(i) Borrowings	21,136	20,587
	(b) Deferred Tax Liabilities (Net)	4,421	4,373
	(c) Other Non-Current Liabilities	8,008	5,802
	Total Non Current Liabilities	33,565	30,762
Current Liabilities			
	(a) Financial Liabilities		
	(i) Borrowings	47,378	60,468
	(ii) Trade Payables	16,602	25,459
	(iii) Other Financial Liabilities	11,724	9,505
	(b) Other Current Liabilities	681	565
	(c) Provisions	-	72
	(d) Current Tax Liabilities(Net)	589	1,267
	Total Current Liabilities	76,974	97,336
	Total Equity and Liabilities	2,39,135	2,38,158



AUDITED SEGMENT REPORTING FOR THE QUARTER / YEAR ENDED 31ST MARCH 2017

(₹ in Lakhs)

Sl.No	Particulars	Quarter Ended/As at			Year Ended/ As at	
		31.03.2017 (Audited) *	31.12.2016 (Unaudited)	31.03.2016 (Audited) *	31.03.2017 (Audited)	31.03.2016 (Audited)
1	SEGMENT REVENUE (Net Sales / Income from each segment)					
	a) Textile	70,043	53,957	63,517	2,41,051	2,17,411
	b) Sugar	2,220	2,229	2,853	19,053	22,413
	c) Others	2,394	2,468	3,080	10,550	11,686
	Total	74,657	58,654	69,450	2,70,654	2,51,510
	Less: Inter Segment Revenue	-	-	-	-	527
	Net Sales / Income from Operations	74,657	58,654	69,450	2,70,654	2,50,983
2	SEGMENT RESULTS (Profit Before Tax and Finance Costs from each segment)					
	a) Textile	11,001	9,883	6,754	40,128	30,644
	b) Sugar	(899)	21	539	825	641
	c) Others	130	67	6	433	467
	Total	10,232	9,971	7,299	41,386	31,752
	Less: Finance Costs	1,382	1,365	1,293	6,445	5,763
		8,850	8,606	6,006	34,941	25,989
	Add: Other Income	805	521	745	2,749	2,389
	Total Profit Before Tax	9,655	9,127	6,751	37,690	28,378
3	Segment Assets					
	a) Textile	1,96,000	1,94,962	1,93,567	1,96,000	1,93,567
	b) Sugar	35,397	33,641	38,734	35,397	38,734
	c) Others	4,752	4,276	5,631	4,752	5,631
	d) Unallocated	2,986	2,823	1,572	2,986	1,572
	Total	2,39,135	2,35,702	2,39,504	2,39,135	2,39,504
4	Segment Liabilities					
	a) Textile	90,631	84,662	73,326	90,631	73,326
	b) Sugar	16,614	17,192	20,394	16,614	20,394
	c) Others	3,294	2,924	3,641	3,294	3,641
	Total	1,10,539	1,04,778	97,361	1,10,539	97,361

- The above Audited Financial Results have been reviewed by the Audit Committee on 25.04.2017 and taken on record and approved by the Board of Directors at their meeting held on 03.05.2017.
- The Company has classified the operations primarily into three segments viz., Textile, Sugar and Others based on nature of products, risk, returns and the internal business reporting system.
- The financial results of the company have been prepared in accordance with the Indian Accounting Standards("Ind AS") as prescribed under section 133 of the Companies Act,2013 read with the companies (Indian Accounting Standards) Rules, 2015, as amended.The company adopted Ind AS from April 1,2016 with the date of transition as April 1,2015.Financial results for all the periods presented have been prepared in accordance with the recognition and measurement principles of Ind AS.
- Through the approval of the Members by Postal Ballot dated 15.11.2016, one Equity share of ₹ 10/- each fully paid up is split into two Equity Shares of ₹ 5/- each fully paid up. Consequently EPS for all previous periods has been restated for Equity Shares of ₹ 5/- each.
- 14,70,000 Equity Shares of ₹ 5/- each (Representing 1.95% of the total number of paid up equity shares of the Company) was bought back from the shareholders of the Company on proportionate basis through tender offer at a price of ₹ 660/- per share for an aggregate amount of ₹ 9,702/- Lakhs in accordance with the provisions of the Companies Act, 2013 and the SEBI (buyback of Securities) Regulations, 1998.
- The Board has recommended a Final Dividend of 15% (₹ 0.75/- per share of the face value of ₹ 5/- each) for the year 2016-17 subject to the approval of the Shareholders in Annual General Meeting.



- 7 * The figures for the quarter ended March 31, 2017 and March 31, 2016 are the balancing figures between the audited figures in respect of the full financial year and the published year-to-date figures upto the third quarter of the respective financial years.
- 8 The reconciliation between the profits as reported earlier and the "Ind AS" recasted profits for the quarter / Year ended 31.03.2016 is given below:

a. Recociliation of Profit

Sl.No	Particulars	₹ in Lakhs	
		Quarter Ended 31.03.2016 (Audited)	Year Ended 31.03.2016 (Audited)
	Net Profit for the period under previous Indian GAAP	5,447	21,011
(a)	On account of interest on Interest free Government Sales Tax Loan	(9)	(34)
(b)	On account of other income	9	34
(c)	Actuarial Gain on employee defined benefit fund recognised in other comprehensive income	7	23
(d)	Net asset value of Mutual funds	(18)	(18)
(e)	"Ind AS" 109 Adjustments	60	60
(f)	Total Comprehensive Income (Net of Tax) under "Ind AS"	5,496	21,076

b. Recociliation of profit

Sl.No	Particulars	As at 31.03.2016 (Audited)
	Other Equity as per India GAAP	1,05,651
	Add : Dividend as per "Ind AS"	459
	"Ind AS" 109 Adjustments	182
	Other Equity as per "Ind AS"	1,06,292

- 9 The results for the Quarter / Year ended 31.03.2016 have been restated to comply with Ind-AS to make them comparable with the current period. Further, previous period figures have been regrouped / reclassified, wherever necessary, to conform with the current period presentation.

Coimbatore
03.05.2017

For K.P.R.MILL LIMITED


P. Nataraj
Managing Director
DIN : 00229137



INDEPENDENT AUDITORS' REPORT TO THE BOARD OF DIRECTORS OF K.P.R MILL LIMITED

1. We have audited the accompanying Statement of Consolidated Financial Results of **K.P.R MILL LIMITED** ("the Parent") and its subsidiaries (the Parent and its subsidiaries together referred to as "the Group") for the year ended March 31, 2017 ("the Statement"), being submitted by the Parent pursuant to the requirement of Regulation 33 of the SEBI (Listing Obligations and Disclosure Requirements) Regulations, 2015, as modified by Circular No. CIR/CFD/FAC/62/2016 dated July 5, 2016.

This Statement, which is the responsibility of the Parent's Management and approved by the Board of Directors, has been compiled from the related consolidated financial statements which has been prepared in accordance with the Indian Accounting Standards prescribed under Section 133 of the Companies Act, 2013, read with relevant rules issued thereunder ("Ind AS") and other accounting principles generally accepted in India. Our responsibility is to express an opinion on the Statement based on our audit of such consolidated financial statements.

2. We conducted our audit in accordance with the Standards on Auditing issued by the Institute of Chartered Accountants of India. Those Standards require that we comply with ethical requirements and plan and perform the audit to obtain reasonable assurance about whether the Statement is free from material misstatement.

An audit involves performing procedures to obtain audit evidence about the amounts and the disclosures in the Statement. The procedures selected depend on the auditor's judgment, including the assessment of the risks of material misstatement of the Statement, whether due to fraud or error. In making those risk assessments, the auditor considers internal control relevant to the Parent's preparation and fair presentation of the Statement in order to design audit procedures that are appropriate in the circumstances, but not for the purpose of expressing an opinion on the effectiveness of the Parent's internal control. An audit also includes evaluating the appropriateness of the accounting policies used and the reasonableness of the accounting estimates made by the Management, as well as evaluating the overall presentation of the Statement.

We believe that the audit evidence obtained by us and the audit evidence obtained by the other auditors in terms of their reports referred to in paragraph 4 below, is sufficient and appropriate to provide a basis for our audit opinion.



3. In our opinion and to the best of our information and according to the explanations given to us, and based on the consideration of the reports of the other auditors on separate financial statements and the other financial information of the subsidiaries referred to in paragraph 4 below, the Statement:
 - a. includes the results of the following entities:
 - i. Quantum Knits Private Limited
 - ii. Jahnvi Motor Private Limited
 - iii. Galaxy Knits Limited
 - iv. K.P.R Sugar Mill Limited
 - b. is presented in accordance with the requirements of SEBI (Listing Obligations and Disclosure Requirements) Regulations, 2015, as modified by Circular No. CIR/CFD/FAC/62/2016 dated July 5, 2016; and
 - c. gives a true and fair view in conformity with the aforesaid Indian Accounting Standards and other accounting principles generally accepted in India of the net profit, Total comprehensive income and other financial information of the Group for the year ended March 31, 2017.
4. We did not audit the financial statements / financial information of three subsidiaries included in the consolidated financial results, whose financial statements / financial information reflect total assets of Rs. 82,186 lakhs as at 31 March, 2017, total revenues of Rs. 75,710 lakhs, total net profit after tax of Rs. 4,824 lakhs and total comprehensive income of Rs. 4,824 lakhs for the year ended on that date, as considered in the consolidated financial results. These financial statements / financial information have been audited by other auditors whose reports have been furnished to us by the Management and our opinion on the consolidated financial results, in so far as it relates to the amounts and disclosures included in respect of these subsidiaries, is based solely on the reports of the other auditors.

Our opinion on the Statement is not modified in respect of the above matters with respect to our reliance on the work done and the reports of the other auditors.
5. The Statement includes the results for the Quarter ended March 31, 2017 being the balancing figure between audited figures in respect of the full financial year and the published year to date figures up to the third quarter of the current financial year which were subject to limited review by us.



6. The comparative financial information for the quarter and year ended March 31, 2016 in respect of three subsidiaries, included in this Statement prepared in accordance with the Ind AS have been audited by other auditors and have been relied upon by us.

Our report is not qualified in respect of these matters.

For **Deloitte Haskins & Sells**
Chartered Accountants
(Firm's Registration No.008072S)




C.R. Rajagopal
Partner
(Membership No.23418)

Place: Coimbatore
Date: 03 May 2017

K.P.R. MILL LIMITED

Corporate Office : 1st Floor Srivari Shrimat, 1045, Avinashi Road, Coimbatore - 641018. India © : 0422-2207777 Fax : 0422-2207778

3rd May, 2017

The Listing Department,
Bombay Stock Exchange Ltd.
1st Floor, Rotunda Buildings,
Phiiroze Jeejeebhoy Towers,
Mumbai – 400 001.

The Listing Department,
National Stock Exchange of India Ltd.,
Exchange Plaza, Plot: C/1, G Block,
Bandra-Kurla Complex, Bandra (E),
Mumbai – 400 051.

Sir,

Scrip Code: 532889 / KPR MILL

Sub: Audited Financial Results for the year ended 31.03.2017

Ref: Our earlier submission of financial results

Further to our submission of Audited Annual financial results for FY 2016-17, the Form 'A' duly signed by the respective persons indicated therein, are sent as enclosure.

Please take the above on record.

Thanking you,

Yours faithfully,
For K.P.R. Mill Limited






P.Kandaswamy
Company Secretary

Encl: As above

FORM A

(For Audit Report with unmodified opinion)

[Pursuant to Regulation 33 of SEBI (Listing Obligations and Disclosure Requirements) Regulations, 2015]





1.	Name of the Company	:	K.P.R Mill Limited
2.	Annual standalone financial statements for the year ended	:	31 st March 2017 (Standalone)
3.	Type of Audit observation	:	Unmodified
4.	Frequency of observation	:	Not applicable
5.	To be signed by-	:	
	CEO/ Managing Director	:	 P Nataraj Managing Director Coimbatore
	Audit Committee Chairman	:	 G. P. Muniappan Director Coimbatore
	CFO	:	 PL. Murugappan Chief Financial Officer Coimbatore
	Auditor of the company	:	For M/s. Deloitte Haskins & Sells Chartered Accountants (Firm's Registration No: 008072S)  C. R. Rajagopal (Partner) (Membership no: 23418) Coimbatore

Q

FORM A

(For Audit Report with unmodified opinion)

[Pursuant to Regulation 33 of SEBI (Listing Obligations and Disclosure Requirements) Regulations, 2015]

1.	Name of the Company	:	K.P.R Mill Limited
2.	Annual Consolidated financial statements for the year ended	:	31 st March 2017 (Consolidated)
3.	Type of Audit observation	:	Unmodified
4.	Frequency of observation	:	Not applicable
5.	To be signed by-	:	
	CEO/ Managing Director	:	 P. Nataraj Managing Director Coimbatore
	Audit Committee Chairman	:	 G. P. Muniappan Director Coimbatore
	CFO	:	 PL. Murugappan Chief Financial Officer Coimbatore
	Auditor of the company	:	For M/s. Deloitte Haskins & Sells Chartered Accountants (Firm's Registration No: 008072S)  C. R. Rajagopal (Partner) (Membership no: 23418) Coimbatore

Q