



KOKUYO CAMLIN LIMITED

Regd. Office : 48/2, Hilton House, Central Road,
MIDC, Andheri (East), Mumbai - 400 093. INDIA
Tel.: 91-22-6655 7000 Fax : 91- 22-2836 6579
E-mail : info@kokuyocamlin.com
Website : www.kokuyocamlin.com
CIN - L24223MH1946PLC005434

8th May, 2017

The Secretary,
BSE Limited
Corporate Relationship Department
1st Floor, New Trading Ring
Rotunda Building
P.J.Towers, Dalal Street, Fort,
Mumbai-400 001

The Manager
Listing Department
National Stock Exchange of India Limited
Exchange Plaza, Bandra-Kurla Complex
Bandra (East)
Mumbai – 400 051

Scrip Code : 523207

Scrip Code : KOKUYOCLN

Dear Sir,

**Sub : Audited Financial Results for the quarter/year ended 31st March, 2017 (Revised) –
Change in the format as per Schedule III of the Companies Act, 2013**

Dear Sir,

Please find attached herewith Audited Financial Results (Revised) for the quarter/year ended 31st March, 2017 which has been made in compliance with the format prescribed under schedule III of the Companies Act, 2013 alongwith Auditors' Report and Declaration with respect to Audit Report with unmodified opinion to the audited financial results for the financial year ended 31st March, 2017.

Kindly take the same on your record.

Thank you,

For KOKUYO CAMLIN LIMITED

**RAVINDRA DAMLE
VICE PRESIDENT (CORPORATE)
& COMPANY SECRETARY**

Encl : a/a

Statement of Standalone Audited results for the quarter and year ended March 31,2017.

Sr. No.	Particulars	Quarter ended			Year Ended	
		31.03.2017	31.12.2016	31.03.2016	31.03.2017	31.03.2016
		Audited	Unaudited	Audited	Audited	Audited
1	Income from operations					
	a) Revenue from operations(Net of Excise Duty)	19,302.78	12,870.38	17,714.16	64,027.67	61,418.72
	b) Other income	40.65	48.08	94.70	290.61	536.58
	Total Income	19,343.43	12,918.46	17,808.86	64,318.28	61,955.30
2	Expenses					
	a) Cost of Materials consumed	6,934.24	5,801.40	6,220.12	24,929.21	23,697.34
	b) Purchase of Stock-in-Trade	5,663.17	2,815.43	4,522.17	16,139.00	14,407.48
	c) Changes in inventories of Finished Goods, Work-in-Process and Stock-in-Trade	(233.39)	(810.26)	357.49	(1,136.54)	62.08
	d) Employee Benefit Expenses	1,725.06	1,751.28	1,712.34	6,875.88	6,659.52
	e) Finance Costs	186.18	285.80	292.46	1,054.77	1,072.91
	e) Depreciation / Amortisation	332.08	304.82	295.98	1,240.12	1,186.22
	f) Other Expenses	4,303.42	3,151.12	4,045.00	15,061.40	14,138.70
	Total Expenses	18,910.76	13,299.59	17,445.56	64,163.84	61,224.25
3	Profit / (Loss) from Ordinary Activities before Exceptional Items (1-2)	432.67	(381.13)	363.30	154.44	731.05
4	Exceptional Items	-	-	-	-	-
5	Profit / (Loss) from Ordinary Activities before tax (3-4)	432.67	(381.13)	363.30	154.44	731.05
6	Tax Expenses					
	Current Income Tax	-	-	-	-	-
	Minimum Alternate tax	-	-	-	-	-
	Deferred Tax	146.80	(122.27)	127.02	59.52	209.57
	Prior Years - Income Tax	-	-	-	(0.62)	(4.42)
7	Net Profit / (Loss) from Ordinary Activities after tax (5-6)	285.87	(258.86)	236.28	95.54	525.90
8	Extraordinary Item (Net of Tax Expenses Rs.____)	-	-	-	-	-
9	Net Profit / (Loss) for the Period (7-8)	285.87	(258.86)	236.28	95.54	525.90
10	Share of Profit / (Loss) of Associates	-	-	-	-	-
11	Minority Interest	-	-	-	-	-
12	Net Profit / (Loss) after taxes, Minority Interest and Share of Profit / (Loss) of Associated (9+10-11)	285.87	(258.86)	236.28	95.54	525.90
13	Paid-up Equity Share Capital (Face Value of Re 1/- per Share)	1,003.04	1,003.04	1,003.04	1,003.04	1,003.04
14	Reserves excluding Revaluation Reserves (as per Balance Sheet of previous accounting year)	-	-	-	20,850.86	20,830.64
15	Earnings per Share - Basic (RS.)	0.29	(0.26)	0.24	0.10	0.52
	-Diluted (RS.)	0.29	(0.26)	0.24	0.10	0.52
		(Non annualised)	(Non annualised)	(Non annualised)		



Signature

Standalone Statement of Assets and Liabilities

Particulars	Standalone (Rs. Lakhs)	
	As at 31.03.2017	As at 31.03.2016
A. EQUITY AND LIABILITIES		
1. Shareholders' Funds		
a) Share Capital	1,003.04	1,003.04
b) Reserves and surplus	20,850.86	20,830.64
Subtotal - Shareholders' funds	21,853.90	21,833.68
2. Non-Current Liabilities		
a) Long-term borrowings	1,523.44	2,581.82
b) Other long-term liabilities	1,311.26	1,152.77
c) Long-term provisions	199.86	317.41
Subtotal - Non-current liabilities	3,034.56	4,052.00
3. Current Liabilities		
a) Short-term borrowings	7,294.13	6,858.48
b) Trade payables		
i) Total outstanding dues of micro enterprises and small enterprises	74.54	186.47
i) Total outstanding dues of creditors others	11,829.15	9,739.72
c) Other current liabilities	2,708.67	1,862.51
d) Short-term provisions	217.08	215.04
Subtotal - Current liabilities	22,123.57	18,862.22
TOTAL EQUITY AND LIABILITIES	47,012.03	44,747.90
B. ASSETS		
1. Non-current Assets		
a) Fixed assets		
i) Tangible Assets	12,124.90	10,269.93
ii) Intangible Assets	172.41	241.40
iii) Capital work-in-progress	4,956.79	2,497.93
b) Non-current investments	16.88	16.88
c) Deferred Tax Asset (Net)	425.14	484.66
d) Long-term loans and advances	1,762.05	1,630.11
e) Other Non-current assets	57.94	21.18
Subtotal - Non-current assets	19,516.11	15,162.09
2. Current Assets		
a) Inventories	14,084.75	12,437.19
b) Trade receivables	10,634.01	9,099.55
c) Cash and cash equivalents	1,409.23	6,727.50
d) Short-term loans and advances	1,341.12	1,190.15
e) Other current assets	26.81	131.42
Subtotal - Current assets	27,495.92	29,585.81
TOTAL ASSETS	47,012.03	44,747.90

NOTES :

- The above results have been reviewed by the Audit Committee and approved by the Board of Directors of the Company at its meeting held on April 27, 2017
- Segments
The entire operations of the Company comprise a single business segment i.e. 'Consumer Products' The Company operates only in India and the entire operations of the Company constitute a single geographical segment i.e. India.
- Previous period / year figures have been regrouped / reclassified, wherever found necessary, to conform to current period / year classification.
- Figures for the quarter ended March 31, 2017 and the corresponding quarter ended in the previous year as reported in these financials results are the balancing figures between audited figures in respect of the full financial year and the published year to date figures upto the end of the quarter of the relevant financial year. Also the figures upto the end of the third quarter had only been reviewed and not subject to audit.
- Details of utilisation of proceeds of the rights issue aggregating to Rs. 10323.66 lakhs is summarised below as per regulation 32 of SEBI (Listing Obligations and Disclosure Requirement) Regulations 2015.


Particulars	Total Issue Size	Estimated Net			Actual utilisation upto March 31, 2017
		FY 2014	FY 2015	FY 2016	
1. Land	1,564.10	1,564.10	-	-	1,627.32
2. Building and Civil Works	5,833.60	1,166.70	2,916.80	1,750.10	6,121.82
3. Plant & Machinery	1,385.30	-	277.10	1,108.20	1,219.85
4. General Corporate purpose	2,037.70	1,000.00	500.00	537.70	1,187.44
5. Issue Expenses	174.70	174.70	-	-	167.23
Total	10,995.40	3,905.50	3,693.90	3,396.00	10,323.66

The above variation is on account of delay in project implementation and there is no deviation from the objects stated in the offer document. The Company has received Building Completion Certificate for its Patalganga Plant on April 24th, 2017 and it proposes to commence commercial production at this plant from April 28th, 2017.

- The Board of Directors have not recommended any dividend on Equity Shares.

PLACE : MUMBAI
DATED : 27TH APRIL, 2017
Email address for investors complaints: investorrelations@kokuyocamlin.com



FOR KOKUYO CAMLIN LIMITED

DILIP DANDEKAR
CHARIMAN & EXECUTIVE DIRECTOR

Statement of Consolidated Audited results for the year ended March 31, 2017.

Part II		(Rs. Lakhs)	
Sr. No.	Particulars	Year ended Audited	Year ended Audited
		31.03.2017	31.03.2016
1	Income from operations		
	a) Revenue from operations(Net of Excise Duty)	64,027.67	61,418.72
	b) Other operating income	290.88	536.78
	Total Income	64,318.55	61,955.50
2	Expenses		
	a) Cost of Materials consumed	24,929.21	23,697.34
	b) Purchase of Stock-in-Trade	16,139.00	14,407.48
	c) Changes in inventories of Finished Goods, Work-in-Process and Stock-in-Trade	(1,136.54)	62.08
	d) Employee Benefit Expenses	6,875.88	6,659.52
	e) Finance Costs	1,054.77	1,072.91
	e) Depreciation / Amortisation	1,240.12	1,186.22
	f) Other Expenses	15,061.51	14,138.79
	Total Expenses	64,163.95	61,224.35
3	Profit / (Loss) from Ordinary Activities before Exceptional Items (1-2)	154.60	731.15
4	Exceptional Items	-	-
5	Profit / (Loss) from Ordinary Activities before tax (3-4)	154.60	731.15
6	Tax Expenses		
	Current Income Tax	0.03	0.02
	Minimum Alternate tax	-	-
	Deferred Tax	59.52	209.57
	Prior Years - Income Tax	(0.62)	(4.42)
7	Net Profit / (Loss) from Ordinary Activities after tax (5-6)	95.67	525.98
8	Extraordinary Item (Net of Tax Expenses Rs.____)	-	-
9	Net Profit / (Loss) for the Period (7-8)	95.67	525.98
10	Share of Profit / (Loss) of Associates	1.67	(2.42)
11	Minority Interest	-	-
12	Net Profit / (Loss) after taxes, Minority Interest and Share of Profit / (Loss) of Associated (9+10-11)	97.34	523.56
13	Paid-up Equity Share Capital (Face Value of Re 1/- per Share)	1,003.04	1,003.04
14	Reserves excluding Revaluation Reserves (as per Balance Sheet of previous accounting year)	20,894.78	20,872.75
15	Earnings per Share - Basic (RS.)	0.10	0.52
	-Diluted (RS.)	0.10	0.52



[Handwritten Signature]

Consolidated Statement of Assets and Liabilities

Particulars	Consolidated (Rs. Lakhs)	
	As at 31.03.2017	As at 31.03.2016
A. EQUITY AND LIABILITIES		
1. Shareholders' Funds		
a) Share Capital		
b) Reserves and surplus	1,003.04	1,003.04
Subtotal - Shareholders' funds	21,897.82	21,875.79
2. Non-Current Liabilities		
a) Long-term borrowings	1,523.44	2,581.82
b) Other long-term liabilities	1,311.26	1,152.77
c) Long-term provisions	199.86	317.41
Subtotal - Non-current liabilities	3,034.56	4,052.00
3. Current Liabilities		
a) Short-term borrowings		
b) Trade payables	7,294.13	6,858.48
i) Total outstanding dues of micro enterprises and small enterprises	74.54	186.47
i) Total outstanding dues of creditors others	11,829.29	9,739.83
c) Other current liabilities	2,708.67	1,862.55
d) Short-term provisions	217.08	215.04
Subtotal - Current liabilities	22,123.71	18,862.37
TOTAL EQUITY AND LIABILITIES	47,056.09	44,790.16
B. ASSETS		
1. Non-current Assets		
a) Fixed assets		
i) Tangible Assets	12,124.90	10,269.93
ii) Intangible Assets	172.41	241.40
iii) Capital work-in-progress	4,956.79	2,497.93
b) Non-current investments	54.29	52.62
c) Deferred Tax Asset (Net)	425.14	484.66
d) Long-term loans and advances	1,763.86	1,631.92
e) Other Non-current assets	57.94	21.18
Subtotal - Non-current assets	19,555.32	15,199.64
2. Current Assets		
a) Inventories	14,084.75	12,437.19
b) Trade receivables	10,634.01	9,099.55
c) Cash and cash equivalents	1,414.06	6,732.20
d) Short-term loans and advances	1,341.14	1,190.16
e) Other current assets	26.81	131.42
Subtotal - Current assets	27,500.77	29,590.52
TOTAL ASSETS	47,056.09	44,790.16

NOTES:

- The above results have been reviewed by the Audit Committee and approved by the Board of Directors of the Company at its meeting held on April 27, 2017
- Segments
 - The entire operations of the Company comprise a single business segment i.e. 'Consumer Products'. The Company operates only in India and the entire operations of the Company constitute a single geographical segment i.e. India.
 - The company, its subsidiary and associates are engaged in the business of dealing in "Consumer Products". Hence, separate segment reporting has not been made under the above Accounting Standard
- Previous period / year figures have been regrouped / reclassified, wherever found necessary, to conform to current period / year classification.
- Details of utilisation of proceeds of the rights issue aggregating to Rs. 10323.66 lakhs is summarised below as per regulation 32 of SEBI (Listing Obligations and Disclosure

Particulars	Total Issue Size	Estimated Net utilisation			Actual utilisation upto March 31, 2017
		FY 2014	FY 2015	FY 2016	
1. Land	1,564.10	1,564.10	-	-	1,627.32
2. Building and Civil Works	5,833.60	1,166.70	2,916.80	1,750.10	6,121.82
3. Plant & Machinery	1,385.30	-	277.10	1,108.20	1,219.85
4. General Corporate purpose	2,037.70	1,000.00	500.00	537.70	1,187.44
5. Issue Expenses	174.70	174.70	-	-	167.23
Total	10,995.40	3,905.50	3,693.90	3,396.00	10,323.66

The above variation is on account of delay in project implementation and there is no deviation from the objects stated in the offer document. The Company has received Building Completion Certificate for its Patalganga Plant on April 24th, 2017 and it proposes to commence commercial production at this plant from April 28th, 2017.

- The Board of Directors have not recommended any dividend on Equity Shares.

PLACE : MUMBAI
DATED : 27TH APRIL, 2017
Email address for investors complaints: investorrelations@kokuyocamlin.com



FOR KOKUYO CAMLIN LIMITED
Dilip Danekar
DILIP DANDEKAR
CHARIMAN & EXECUTIVE DIRECTOR

Auditor's Report on the Results of the Company for the quarter and year ended March 31, 2017 pursuant to the Regulation 33 of the SEBI (Listing Obligations and Disclosure Requirements) Regulations, 2015

To
Board of Directors of Kokuyo Camlin Limited

1. (a) We have audited the standalone financial results of Kokuyo Camlin Limited ("the Company") for the quarter and the year ended March 31, 2017, attached herewith, being submitted by the Company pursuant to the requirement of Regulation 33 of the SEBI (Listing Obligations and Disclosure Requirements) Regulations, 2015 as amended. The quarterly financial results are the derived figures between the audited figures for the year ended March 31, 2017 and the published year-to-date figures up to December 31, 2016, being the end of the previous quarter of the current financial year, which were subjected to a limited review.
 - (b) The financial results for the quarter ended March 31, 2017 have been prepared on the basis of the interim financial statements for the nine-month period ended December 31, 2016, the audited financial statements for the year ended March 31, 2017, and the relevant requirements of Regulation 33 of the SEBI (Listing Obligations and Disclosure Requirements) Regulations, 2015 as amended, are the responsibility of the Company's management and have been approved by the Board of Directors of the Company. The interim financial statements for the nine-month period ended December 31, 2016 and the audited financial statements for the year ended March 31, 2017 have been prepared in accordance with the recognition and measurement principles laid down in Accounting Standard 25 - "Interim Financial Reporting" and the accounting standards specified under Section 133 of the Companies Act, 2013, read with the relevant rules issued thereunder, respectively and other accounting principles generally accepted in India.
 - (c) Our responsibility is to express an opinion on these financial results based on our review of such interim financial statements and audit of the financial statements as at and for the year ended March 31, 2017.
2. We conducted our audit in accordance with the auditing standards generally accepted in India. Those standards require that we plan and perform the audit to obtain reasonable assurance about whether the financial results are free of material misstatements. An audit includes examining, on a test basis, evidence supporting the amounts disclosed in the financial results. An audit also includes assessing the accounting principles used and the significant estimates made by management. We believe that our audit provides a reasonable basis for our opinion.



Pune
T + 91 020 60601005/6/7/8/9

E bkkpune@bkkhareco.com
Hotel Swaroop, 4th Floor,
Lane No.10, Prabhat Road,
Erandwane, Pune - 411 004, India

Bengaluru

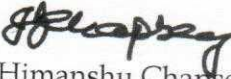
T + 91 80 41105357
E bkkbengaluru@bkkhareco.com
101, Money Chambers,
1st Floor, # 6 K. H. Road,
Shanthinagar,
Bengaluru - 560027, India

New Delhi

T + 91 011 4905 7624
E bkkdelhi@bkkhareco.com
A - 4, Westend,
Rao Tula Ram Marg,
New Delhi - 110021,
India

3. In our opinion and to the best of our information and according to the explanations given to us these quarterly and year to date financial results:
- (i) are presented in accordance with the requirements of Regulation 33 of the SEBI (Listing Obligations and Disclosure Requirements) Regulations, 2015 in this regard; and
 - (ii) give a true and fair view of the net profit and other financial information for the quarter as well as year ended March 31, 2017.

For B. K. Khare & Co.
Chartered Accountants
Firm's Registration Number 105102W


Himanshu Chapsey
Partner
Membership Number 105731

Mumbai, April 27, 2017



Auditor's Report on the Consolidated Year to Date Results of the Company pursuant to the Regulation 33 of the SEBI (Listing Obligations and Disclosure Requirements) Regulations, 2015

To
Board of Directors of Kokuyo Camlin Limited

1. (a) We have audited the consolidated financial results of Kokuyo Camlin Limited ("the Company"), its subsidiary (the Company and its subsidiary are hereinafter referred to as "the Group") and its associates for the year ended March 31, 2017, attached herewith, being submitted by the Company pursuant to the requirement of Regulation 33 of the SEBI (Listing Obligations and Disclosure Requirements) Regulations, 2015 ("the Consolidated Financial Results").

(b) These consolidated financial results have been prepared from the consolidated financial statements of the Company as at and for the year ended March 31, 2017, and the relevant requirements of Regulation 33 of the SEBI (Listing Obligations and Disclosure Requirements) Regulations, 2015, are the responsibility of the Company's management and have been approved by the Board of Directors. The financial statements as at and for the year ended March 31, 2017 have been prepared in accordance with the accounting standards specified under Section 133 of the Companies Act, 2013 ("the Act"), read with the relevant rules issued thereunder and other accounting principles generally accepted in India.

(c) Our responsibility is to express an opinion on these consolidated financial results based on our audit of such consolidated financial statements.
2. We conducted our audit in accordance with the auditing standards generally accepted in India. Those standards require that we plan and perform the audit to obtain reasonable assurance about whether the financial results are free of material misstatements. An audit includes examining, on a test basis, evidence supporting the amounts disclosed as financial results. An audit also includes assessing the accounting principles used and significant estimates made by management. We believe that our audit provides a reasonable basis for our opinion.
3. (a) We did not audit the financial statements of 1 subsidiary included in the Consolidated Financial Results, whose financial statements reflect total assets (before consolidation adjustments) of Rs 10.78 lakhs as at March 31, 2017 as well as total revenue (before consolidation adjustments) of Rs 0.27 lakhs for the year then ended. These financial statements and other financial information have been audited by other auditors whose reports have been furnished to us by the management, and our opinion on the Consolidated Financial Results, in so far as it relates to the amounts and disclosures included in respect of this subsidiary and to the extent they have been derived from such financial statements is based solely on the report of such other auditors.



T + 91 020 60601005/6/7/8/9

E bkkpune@bkkhareco.com
Hotel Swaroop, 4th Floor,
Lane No.10, Prabhat Road,
Erandwane, Pune - 411 004, India

Bengaluru

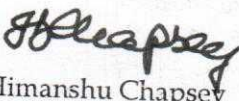
T + 91 80 41105357
E bkkbengaluru@bkkhareco.com
101, Money Chambers,
1st Floor, # 6 K. H. Road,
Shanthinagar,
Bengaluru - 560027, India

New Delhi

T + 91 011 4905 7624
E bkkdelhi@bkkhareco.com
A - 4, Westend,
Rao Tula Ram Marg,
New Delhi - 110021,
India

- (b) The Consolidated Financial Results also include the Group's share of net profit of Rs. 1.67 lakhs for the year ended March 31, 2017 in respect of 2 associates whose financial statements have not been audited by us. These financial statements and other financial information are unaudited and have been furnished to us by the Management, and our opinion on the Consolidated Financial Results, to the extent they have been derived from such financial statements is based solely on such unaudited financial statements/financial information. In our opinion and according to the information and explanations given to us by the Management, these financial statements/financial information are not material to the Group.
4. In our opinion and to the best of our information and according to the explanations given to us these Consolidated Financial Results
- (i) include financial results of the following entities (subsidiary and associates) included in the consolidation
 - ▶ Camlin International Limited (Subsidiary)
 - ▶ Excella Pencils Limited (Associate)
 - ▶ ColArt Camlin Canvas Private Limited (Associate)
 - (ii) have been presented in accordance with the requirements of Regulation 33 of the SEBI (Listing Obligations and Disclosure Requirements) Regulations, 2015 in this regard; and
 - (iii) give a true and fair view of the consolidated net profit and other financial information for the year ended March 31, 2017.

For B. K. Khare & Co.
Chartered Accountants
Firm's Registration Number 105102W


Himanshu Chapsey
Partner
Membership Number 105731
Mumbai, April 27, 2017





KOKUYO CAMLIN LIMITED

Regd. Office : 48/2, Hilton House, Central Road,
MIDC, Andheri (East), Mumbai - 400 093. INDIA
Tel.: 91-22-6655 7000 Fax : 91- 22-2836 6579
E-mail : info@kokuyocamlin.com
Website : www.kokuyocamlin.com
CIN - L24223MH1946PLC005434

8th May, 2017

The Secretary,
BSE Limited
Corporate Relationship Department
1st Floor, New Trading Ring
Rotunda Building, P.J.Towers,
Dalal Street, Fort, Mumbai-400 001

The Manager,
Listing Department
National Stock Exchange of India Limited
Exchange Plaza, Bandra-Kurla Complex
Bandra (East), Mumbai - 400 051

Scrip Code: 523207

Scrip Code: KOKUYOCMLN

Dear Sir,

Sub : Declaration with respect to Audit Report with unmodified opinion to the audited financial results for the financial year ended 31st March, 2017

Pursuant to Regulation 33(3)(d) of the Securities and Exchange Board of India(Listing Obligation and Disclosure Requirements) Regulations, 2015, as amended, we do hereby declare that the Statutory Auditors of the Company M/s. B. K. Khare & Co., Chartered Accountants (FRN 105102W) have issued an audit report with unmodified opinion on the Audited Financial Results (Standalone and Consolidated) of the Company for the year ended 31st March, 2017.

Kindly take the same on record.

Thank you.

For KOKUYO CAMLIN LIMITED

D. D. DANDEKAR
CHAIRMAN & EXECUTIVE DIRECTOR
(DIN-00846901)