

JBM Auto Limited

Plot No. 133, Sector 24,
Faridabad - 121 005 (Haryana)
T : +91-129-4090200
F : +91-129-2234230
W : www.jbm-group.com



Our milestones are touchstones

JBMA/SEC/2017-18/
30th May, 2017

LISTING DEPARTMENT

BSE Ltd.

Phiroze Jeejeebhoy Towers,
Dalal Street
Mumbai - 400 001

The National Stock Exchange of India Ltd.

Exchange Plaza, 5th Floor
Plot No.C/1, G Block,
Bandra Kurla Complex, Bandra (E)
Mumbai – 400 051

Sub : Outcome of Board Meeting in accordance with the SEBI (Listing Obligations and Disclosure Requirements) Regulations, 2015

Sir Madam,

Pursuant to the Regulation 33 and Regulation 30 read with Para A of Part A of Schedule III of the SEBI (Listing Obligations and Disclosure Requirements) Regulations, 2015, we hereby inform the Exchange that the Board of Directors of the Company at their Meeting held on 30th May, 2017 has, inter-alia, transacted the following businesses:


1. Approval of Audited Financial Results:

Approved the Audited Financial Results (Standalone & Consolidated) for the quarter and year ended 31st March, 2017. In this regards, please find enclosed:

- Auditors' Report under Regulation 33 of SEBI (Listing Obligations and Disclosure Requirements) Regulations, 2015 in respect of the audited standalone & consolidated financial results of the Company for the financial year ended 31st March, 2017; and
- Declaration of unmodified opinion in respect of the audited standalone & consolidated financial results of the Company for the financial year ended 31st March, 2017.

2. Recommendation of Dividend of Equity Shares:

- The Board of Directors have recommended the dividend on equity shares of the Company @ 40% (i.e. Rs. 2/- per equity share of Rs. 5/- each) for the financial year ended 31st March, 2017.
- The dividend, if approved by the shareholders at the ensuing Annual General Meeting, will be paid within 30 days of the conclusion of the ensuing Annual General Meeting.



Works:

Plant II : Plot No. 5, Sector 31, Kasna Indl. Area, Greater Noida, Gautam Budh Nagar-201 306 T:+91 120 4522500, F:+91 120 4522504
Plant III : 71-72, M.I.D.C. Satpur, Nashik - 422 007 T: +91 253 2207297 F: +91 253 2360559
Plant IV : Plot No. B-2, Survey No. 1, Tata Motors Vendor Park, Sanand, Ahmedabad - 382 170 (Gujrat) T:+91 2717 645180
Plant V : Plot No. 157-E, Sector 3, Pithampur Industrial Area, Distt. Dhar-454 775 (M.P.)
Plant VI : SP-1/891, RIICO Industrial Area, Pathredi, Distt. Alwar, Rajasthan -303107
Corp. Office : Plot No. 9, Institutional Area, Sector 44, Gurgaon-122003 (Hr.) T:+91-124-4674500, 4674550 F:+91-124-4674599
Regd. Office : 601, Hemkunt Chambers, 89, Nehru Place, New Delhi - 110 019 T: +91 11 26427104, F: +91 11 26427100
CIN : L74899DL1996PLC083073

3. Resignation of Mrs. Vimal Vasisht, Woman Director


Due to health issues and personal reasons, Mrs. Vimal Vasisht (DIN : 06928805), Woman Director of the Company has resigned from the directorship of the Company w.e.f. the closure of Business Hours on 30th May, 2017.

The Board meeting commenced at 5:00 p.m. and concluded at 7:00 p.m. on Tuesday, 30th May, 2017.


This is for your information and record please.

Thanking you

Yours faithfully
For JBM Auto Limited



(Vivek Gupta)
Chief Financial Officer
& Company Secretary



Encl. : as above

PART - I STATEMENT OF STANDALONE & CONSOLIDATED FINANCIAL RESULTS FOR THE QUARTER & YEAR ENDED 31ST MARCH, 2017

Sr. No.	Particulars	STANDALONE						CONSOLIDATED					
		3 Months Ended		Year ended		3 Months Ended		Year ended		3 Months Ended		Year ended	
		31.03.2017	31.12.2016	31.03.2016	31.03.2016	31.03.2017	31.12.2016	31.03.2016	31.03.2016	31.03.2017	31.12.2016	31.03.2016	31.03.2016
		Unaudited	Audited	Unaudited	Audited	Unaudited	Audited	Unaudited	Audited	Unaudited	Audited	Audited	
1	Revenue from Operations	187.99	172.10	143.65	697.98	566.95	457.07	467.47	440.09	422.11	1,790.23	1,517.76	
2	Other Income	2.02	3.45	6.96	10.88	11.22	19.14	1.46	3.64	3.43	10.54	6.40	
3	Total Revenue (1+2)	190.01	175.55	150.61	708.86	578.17	486.21	468.93	443.73	425.54	1,800.77	1,524.16	
4	Expenses												
	a) Cost of Materials consumed	118.84	117.38	112.76	457.07	426.07	307.88	307.88	312.78	308.21	1,222.54	1,086.00	
	b) Changes in inventories of finished goods and work in progress	9.00	(0.11)	(18.10)	19.14	(53.73)	17.48	17.48	(4.91)	(20.31)	19.39	(64.31)	
	c) Employee benefits expense	19.29	20.06	19.30	78.67	71.63	45.92	45.92	48.77	48.01	195.32	171.02	
	d) Finance Cost	5.69	6.41	6.89	25.92	28.41	12.13	12.13	13.74	13.10	52.91	52.75	
	e) Depreciation and amortisation expense	6.24	5.86	3.98	23.29	21.01	16.56	16.56	15.16	18.38	60.76	58.95	
	f) Other expenses	17.04	14.89	17.58	66.44	60.02	45.77	45.77	34.53	39.00	161.36	134.91	
	Total Expenses	176.10	164.49	142.41	670.53	553.41	445.74	445.74	420.07	406.39	1,712.28	1,439.32	
5	Profit before exceptional and extraordinary items and tax (3-4)	13.91	11.06	8.20	38.33	24.76	23.19	23.19	23.66	19.15	88.49	84.84	
6	Exceptional items	-	-	-	11.05	-	-	-	-	-	11.05	-	
7	Profit from ordinary Activities before Tax (5+6)	13.91	11.06	8.20	49.38	24.76	23.19	23.19	23.66	19.15	99.54	84.84	
8	Tax Expense (Refer note-3)	5.73	2.21	1.43	9.18	0.14	8.59	8.59	6.39	8.08	25.79	21.90	
	- Current Tax	2.97	2.36	1.02	10.54	4.33	5.46	5.46	5.38	6.27	23.19	18.05	
	- Mat Adjusted	(1.87)	(2.36)	(0.99)	(9.44)	(4.33)	(2.78)	(2.78)	(2.14)	(6.08)	(11.33)	(11.35)	
	- Deferred Tax	4.63	2.21	1.40	8.08	0.14	5.33	5.33	3.50	3.41	13.69	10.73	
	- Earlier Years	-	-	-	-	-	0.39	0.39	(0.36)	4.48	0.23	4.48	
9	Net Profit for the period after tax but before Minority Interest (7-8)	8.18	8.85	6.77	40.20	24.62	14.60	14.60	17.27	11.07	73.76	62.94	
10	Less: Minority Interest	-	-	-	-	-	1.13	1.13	2.00	1.40	7.87	10.56	
11	Net Profit for the period. (9-10)	8.18	8.85	6.77	40.20	24.62	13.47	13.47	15.27	9.67	65.88	52.38	
12	Earning Per Share (EPS) (In Rs.-)												
a)	Basic and diluted EPS before extraordinary items	1.95	2.16	1.61	9.62	5.84	3.25	3.25	3.69	2.07	15.91	12.39	
b)	Basic and diluted EPS after extraordinary items	1.95	2.16	1.61	9.62	5.84	3.25	3.25	3.69	2.07	15.91	12.39	



REPORTING OF SEGMENT WISE REVENUE, RESULTS AND CAPITAL EMPLOYED

Sr. No.	Particulars	STANDALONE						CONSOLIDATED							
		3 Months Ended			Year ended			3 Months Ended			Year ended				
		31.03.2017	31.12.2016	31.03.2016	31.03.2017	31.03.2016	31.03.2016	31.03.2017	31.12.2016	31.03.2016	31.03.2017	31.03.2016	31.03.2016	31.03.2016	
1	Segment Revenue														
	a) Component Division	158.68	131.66	126.23	551.93	498.11	432.37	409.45	399.87	1,554.93	1,450.79				
	b) Tool Room Division	26.33	40.01	17.32	103.56	68.26	34.13	42.30	22.14	114.86	76.79				
	c) Bus Division	4.12	0.14	0.14	43.37	0.14	2.72	0.14	-	41.97	-				
	d) Others	0.01	0.29	0.13	0.31	0.77	0.01	0.29	0.13	0.31	0.77				
	Sub - total	189.14	172.10	143.68	699.17	567.14	459.22	452.18	422.14	1,812.07	1,528.35				
	Less : Inter Segment Revenue	1.15	0.00	0.03	1.19	0.19	1.75	12.09	0.03	21.84	10.59				
	Total Revenue	187.99	172.10	143.65	697.98	566.95	457.47	440.09	422.11	1,790.23	1,517.76				
	2	Segment Results													
		(Profit/ (loss) before tax and Financial Charges from each segment]													
a) Component Division		10.61	6.73	7.34	31.89	33.87	26.25	26.77	23.95	109.52	118.51				
b) Tool Room Division		8.72	12.91	5.94	33.85	24.47	9.20	13.07	6.48	34.49	24.24				
c) Bus Division		(1.47)	(5.31)	(3.96)	(10.22)	(13.78)	(1.58)	(5.31)	(3.96)	(10.33)	(13.78)				
d) Un-allocable Income/(Expenditure) (Net)		1.74	3.14	5.77	19.77	8.61	1.45	2.87	5.78	18.78	8.62				
Total		19.60	17.47	15.09	75.30	53.17	35.32	37.40	32.25	152.46	137.59				
Less:															
a) Financial Charges		5.69	6.41	6.89	25.92	28.41	12.13	13.74	13.10	52.91	52.75				
Profit before Tax		13.91	11.06	8.20	49.38	24.76	23.19	23.66	19.15	99.54	84.84				
3	Segment Assets														
	a) Component Division	405.80	372.37	376.16	405.80	376.16	1,230.29	1,176.13	1,167.55	1,330.29	1,167.55				
	b) Tool Room Division	152.26	142.66	142.52	152.26	142.52	163.85	157.18	151.11	163.85	151.11				
	c) Bus Division	130.13	133.78	139.67	130.13	139.67	130.07	133.78	139.67	130.07	139.67				
	d) Others	133.84	137.79	130.53	133.84	130.53	133.85	137.79	130.53	133.85	130.53				
	Segment Liability	822.03	786.50	788.88	822.03	788.88	1,658.06	1,604.88	1,588.86	1,658.06	1,588.86				
	a) Component Division	264.00	262.26	268.37	264.00	268.37	794.78	762.98	770.42	794.78	770.42				
	b) Tool Room Division	30.96	28.88	42.50	30.96	42.50	38.15	39.33	47.07	38.15	47.07				
	c) Bus Division	50.70	53.94	51.89	50.70	51.89	50.75	53.94	51.89	50.75	51.89				
	d) Others	107.22	112.86	105.02	107.22	105.02	107.22	112.86	105.02	107.22	105.02				
Capital Employed	452.88	457.94	467.78	452.88	467.78	930.90	969.11	974.40	930.90	974.40					
(Segment Assets - Segment Liabilities)															
a) Component Division	141.80	110.01	107.79	141.80	107.79	495.52	413.15	397.13	495.52	397.13					
b) Tool Room Division	121.30	113.78	100.02	121.30	100.02	125.70	117.85	104.04	125.70	104.04					
c) Bus Division	79.43	79.84	87.78	79.43	87.78	79.32	79.84	87.78	79.32	87.78					
d) Others	26.62	24.93	25.51	26.62	25.51	26.62	24.93	25.51	26.62	25.51					
Total	369.15	328.56	321.10	369.15	321.10	727.16	635.77	614.46	727.16	614.46					

Notes:

- 1 The aforementioned Audited Financial Results were reviewed by the Audit Committee and approved by the Board of directors at their respective meeting held on May 30, 2017.
- 2 The figures for the quarter ended 31st March, 2017 and 31st March, 2016 are the balancing figures between audited figures for the full financial year and the unaudited published year to date figures upto the third quarter of the respective financial years.
- 3(a) Tax expense includes Provision for Current Tax and Deferred Tax.
(b) As per Accounting Standard -26, Intangible Assets, expenses incurred on development activities comprising of salary, wages & material etc has been recognized as intangible asset/intangible assets under development. For the purpose of computation of tax expense the same has been considered as eligible expenditure u/s 35(2AB) of the Income Tax Act, 1961 as the KOSI plant has been recognized as in-house R & D Centre by DSIR vide letter dated 22.06.2015 and the tax provision is made accordingly.
- 4 The Board has recommended a dividend @ 40% i.e Rs 2/Per share (Rupees two per share) (P.Y Rs 1.75 /Per share) on fully paid up equity share of Rs 5 /- each for the financial year 2016-17 . In terms of revised Accounting Standard (AS-4) " Contingencies and events occurring after the Balance sheet date" as notified by the Ministry of Corporate Affairs through amendments to Companies (Accounting Standards) Amendment Rules, 2016 dated 30th March 2016, the company has not accounted for proposed dividend including CDT amounting to Rs 10.78 cr as liability as at 31st March 2017. However , the proposed dividends including CDT amounting to Rs 8.34 cr was accounted for as a liability as at 31st March 2016 in accordance with the then existing Accounting Standard.
- 5 The previous Period's figures have been regrouped and reclassified wherever considered necessary to make them comparable with the current year's/Period's figures.



6 The disclosure of balance sheet items as required under clause 33 of the SEBI (Listing Obligations and Disclosure Requirements) Regulations, 2015 is as under:
Statement of Assets and Liabilities

Sr. No.	Particulars	Amount (Rs in Crores)					
		For the Year Ended			CONSOLIDATED		
		31.03.2017	31.03.2016	31.03.2017	31.03.2016	31.03.2016	31.03.2016
		STANDALONE Audited		STANDALONE Audited			
A	EQUITY AND LIABILITIES						
1	Shareholders' Funds						
	(a) Share Capital	30.40	30.40	30.40	30.40	30.40	30.40
	(b) Reserve & Surplus	217.67	177.47	389.16	323.27	323.27	323.27
	Sub total- Shareholders' Funds	248.07	207.87	419.56	353.67	353.67	353.67
2	Share application money pending allotment						
3	Minority Interest			82.51	74.63	74.63	74.63
	Non- current Liabilities						
	(a) Long term borrowings	78.38	77.87	151.63	148.92	148.92	148.92
	(b) Deferred Tax Liability	29.95	21.87	66.21	52.51	52.51	52.51
	(c) Other Long term liabilities	0.49	0.44	17.25	31.80	31.80	31.80
	(d) Long term provisions	2.03	1.16	3.44	3.05	3.05	3.05
	Sub total- Non- current Liabilities	110.85	101.34	238.53	236.28	236.28	236.28
4	Current Liabilities						
	(a) Short-term borrowings	182.16	129.60	297.14	304.58	304.58	304.58
	(b) Trade payables	169.26	206.14	363.55	387.80	387.80	387.80
	(c) Other current liabilities	74.80	65.19	165.84	148.71	148.71	148.71
	(d) Short-term provisions	1.71	8.75	3.98	13.19	13.19	13.19
	Sub total- Current Liabilities	377.93	409.68	830.52	854.28	854.28	854.28
	TOTAL	736.85	718.89	1,571.11	1,518.86	1,518.86	1,518.86
B	ASSETS						
1	Non- Current assets						
	(a) Fixed Assets (Net)	318.23	309.87	756.52	737.42	737.42	737.42
	(b) Goodwill on Consolidation	-	-	0.87	0.87	0.87	0.87
	(c) Non- current Investments	71.34	71.33	16.19	16.00	16.00	16.00
	(d) Deferred Tax Asset	-	-	0.31	0.31	0.31	0.31
	(e) Long term loans and advances	23.53	14.67	51.88	39.34	39.34	39.34
	Sub total- Non- current assets	413.10	395.87	825.78	793.94	793.94	793.94
2	Current Assets, Loans & Advances						
	(a) Inventories	131.51	157.59	255.71	288.04	288.04	288.04
	(b) Trade receivables	187.63	121.53	355.00	291.28	291.28	291.28
	(c) Cash and Bank Balances	0.59	2.98	2.85	7.50	7.50	7.50
	(d) Short term loans and advances	27.46	14.83	102.34	95.24	95.24	95.24
	(e) Other current assets	16.56	26.09	29.42	42.86	42.86	42.86
	Sub total- Current assets, loans & advances	363.75	323.02	745.33	724.92	724.92	724.92
	TOTAL	736.85	718.89	1,571.11	1,518.86	1,518.86	1,518.86

By Order of the Board
For JBM Auto Limited


Sandip Sanyal
Executive Director

Place : Gurugram (Haryana)
Dated : 30 May, 2017

Mehra Goel & Co.
C h a r t e r e d A c c o u n t a n t s

Auditor's Report on Quarterly Financial Results and Year to Date Standalone Financial Results of JBM Auto Limited Pursuant to the Regulation of 33 of the SEBI (Listing Obligations and Disclosure Requirements) Regulations, 2015

To

The Board of Directors of
JBM Auto Limited

We have audited the quarterly Standalone financial results of **JBM Auto Limited** ("the company") for the quarter ended 31st March 2017 ("the statement") and the year to date Standalone Financial Results for the period 1st April 2016 to 31st March 2017, attached herewith, being submitted by the company pursuant to the requirement of Regulation 33 of the SEBI (Listing Obligations and Disclosure Requirements) Regulations, 2015.

These Standalone, which is the responsibility of the company's management and approved by the board of directors has been compiled from the financial statement which have been prepared in accordance with the accounting standards prescribed under Section 133 of the Companies Act, 2013 read with relevant rules issued thereunder, as applicable and other accounting principles generally accepted in India. Our responsibility is to express an opinion on these financial results based on our audit of such financial statements.

We conducted our audit in accordance with the auditing standards generally accepted in India. Those standards require that we plan and perform the audit to obtain reasonable assurance about whether the financial results are free of material misstatement(s).

An audit involves performing procedures to obtain audit evidence about the amounts and disclosures in the financial statements. The procedures selected depend on the auditor's judgment, including the assessment of the risks of material misstatement of the financial statements, whether due to fraud or error. In making those risk assessments, the auditor considers internal financial control relevant to the Company's preparation of the financial statements that give a true and fair view in order to design audit procedures that are appropriate in the circumstances, but not for the purpose of expressing an opinion on whether the Company has in place an adequate Internal financial control system over financial reporting and the operating effectiveness of such controls. An audit also includes evaluating the appropriateness of accounting policies used and the reasonableness of the accounting estimates made by the Company's Directors, as well as evaluating the overall presentation of the financial statements.

We believe that the audit evidence we have obtained is sufficient and appropriate to provide a basis for our audit opinion on the standalone financial statements.

In our opinion and to the best of our information and according to the explanations given to us these quarterly financial results as well as the year to date results:



(i) are presented in accordance with the requirements of Regulation 33 of the SEBI (Listing Obligations and Disclosure Requirements) Regulations, 2015 in this regard; and

(ii) give a true and fair view of the net profit and other financial information for the quarter ended 31st March 2017 as well as the year to date results for the period from 1st April 2016 to 31st March 2017

(iii) The statement includes the results for the quarter ended March 31, 2017 being the balancing figures between audited figures in respect of the full financial year and the audited year to date figures up to the third quarter of the current financial year, which were subject to limited review by us.

For Mehra Goel & Co.
Chartered Accountants
FRN:000517N



Nitish Kumar Shugh
Partner

M.NO: 512742

Place: Gurgaon (Haryana)

Dated: 30th May 2017

Mehra Goel & Co.
C h a r t e r e d A c c o u n t a n t s

Auditor's Report on Quarterly and Year to Date Consolidated Financial Results of JBM Auto Limited Pursuant to the Regulation of 33 of the SEBI (Listing Obligations and Disclosure Requirements) Regulations, 2015

To

The Board of Directors of
JBM Auto Limited

1. We have audited the quarterly Consolidated financial results of JBM Auto Limited (hereinafter referred to as "the Holding Company") and its subsidiaries and jointly controlled entities; together referred to as "the Group" for the quarter ended 31st March 2017 and the year to date Consolidated financial results for the period 1st April 2016 to 31st March 2017, attached herewith, being submitted by the company pursuant to the requirement of Regulation 33 of the SEBI (Listing Obligations and Disclosure Requirements) Regulations, 2015.

These consolidated quarterly financial results, which is the responsibility of the company's management and approved by the board of directors has been compiled from the financial statement which have been prepared in accordance with the accounting standards prescribed under Section 133 of the Companies Act, 2013 read with relevant rules issued thereunder, as applicable and other accounting principles generally accepted in India. Our responsibility is to express an opinion on these financial results based on our audit of such financial statements.

2. We conducted our audit in accordance with the auditing standards generally accepted in India. Those standards require that we plan and perform the audit to obtain reasonable assurance about whether the financial results are free of material misstatement(s). An audit includes examining, on a test basis, evidence supporting the amounts disclosed as financial results. An audit also includes assessing the accounting principles used and significant estimates made by management. We believe that the audit evidence obtained by us and other auditors in terms of their report to in paragraph 4 below , is sufficient and appropriate to provide a basis for our audit opinion.
3. In our opinion and to the best of our information and according to the explanations given to us and based on the consideration of the reports of the other auditors on separate financial



statements of subsidiaries and jointly controlled entity referred to in paragraph 4 below the statement:

- (i) Include the quarterly and year to date financial results of the following entities:
 - (a) JBM Ogihara Automotive India Limited
 - (b) JBM Auto System Private Limited
 - (c) JBM Solaris Electric Vehicle Private Limited
 - (d) JBM MA Automotive Private Limited
 - (e) INDO Toolings Private Limited
- (ii) have been presented in accordance with the requirements of Regulation 33 of the SEBI (Listing Obligations and Disclosure Requirements) Regulations, 2015 in this regard; and
- (iii) give a true and fair view of the Consolidated net profit including other financial information for the quarter ended 31st March 2017 as well as the year to date results for the period from 1st April 2016 to 31st March 2017
- (iv) The statement includes the results for the quarter ended March 31, 2017 being the balancing figures between audited figures in respect of the full financial year and the audited year to date figures up to the third quarter of the current financial year which were subject to limited review by us

4. We did not audit the financial statements of one subsidiary and two jointly controlled entities included in the consolidated quarterly financial results and consolidated year to date results, whose consolidated financial statements reflect total assets of Rs. 83,152.89 Lacs as at 31st March 2017 as well as the total revenue of Rs. 1,01,456.78 Lacs for the year ended 31st March 2017. These financial statements and other financial information have been audited by other auditors whose reports have been furnished to us, and our opinion on the quarterly financial results and the year to date results, to the extent they have been derived from such financial statements is based solely on the report of such other auditors.

Our opinion on the statement is not modified in respect of the above matter with respect to our reliance on the work done and the reports of other auditors.



We did not audit the financial statement of one subsidiary included in the consolidated quarterly financial results and consolidated year to date results, whose consolidated financial statements reflect total assets of Rs. 169.01 lacs as at 31st March 2017 as well as the total revenue of Rs. NIL for the quarter and year ended 31st March 2017. These financial statements / financial information are unaudited and have been furnished to us by the Management and our opinion on the consolidated financial statements, in so far as it relates to the amounts and disclosures included in respect of the aforesaid subsidiary is based solely on such unaudited financial statements / financial information.

Our opinion on the statement is not modified in respect of the above matter with respect to our reliance on the financial statement certified by the management.

For Mehra Goel & Co.
Chartered Accountants
FRN:000517N



Nitish Kumar Chugh
Partner
M.NO: 512742
Place: Gurgaon (Haryana)
Dated: 30th May 2017

JBM AUTO LIMITED

Corporate Office :
Plot No. 9, Institutional Area,
Sector 44, Gurgaon-122003 (Hr.)
T : +91-124-4674500, 4674550
F : +91-124-4674599
W : www.jbmgroup.com



Our milestones are touchstones

JBMA/SEC/2017-18/
30th May, 2017

LISTING DEPARTMENT

BSE Ltd.
Phiroze Jeejeebhoy Towers,
Dalal Street
Mumbai - 400 001

**The National Stock Exchange of
India Ltd.**
Exchange Plaza, 5th Floor
Plot No.C/1, G Block,
Bandra Kurla Complex, Bandra (E)
Mumbai - 400 051

**Sub : Declaration of unmodified opinion in respect of audited
standalone and consolidated financial results of the
Company for the financial year ended 31st March, 2017.**

Dear Sir / Madam,

Pursuant to Regulation 33(3)(d) of the SEBI (Listing Obligations and Disclosures Requirements) Regulations, 2015, SEBI Notification No. SEBI/LAD-NRO/GN/2016-17/001 dated 25th May, 2016 and SEBI Circular No. CIR/CFD/CMD/56/2016 dated 27th May, 2016, declaration is hereby given that the the Statutory Auditors' Report on the Annual Standalone and Consolidated Financial Results for the financial year ended 31st March, 2017 do not contain any qualification, reservation or adverse remarks. Apparently, the Audit Report carries with unmodified opinion in respect of the standalone and consolidated financial results of the Company for the said period.

This is for your information and record please.

Thanking you

Yours faithfully
For JBM Auto Limited


(Sandip Sanyal)
Executive Director
DIN : 07186909

Works:

Plant I : Plot No. 133, Sector 24, Faridabad - 121 005 (Hr.) T : +91-129-4090200, F : +91-129-2234230
Plant II : Plot No. 5, Sector 31, Kasna Indl. Area, Greater Noida, Gautam Budh Nagar-201 306 T:+91 120 4522500, F:+91 120 4522504
Plant III : 71-72, M.I.D.C. Satpur, Nashik - 422 007 T: +91 253 2207297 F: +91 253 2360559
Plant IV : Plot No. B-2, Survey No. 1, Tata Motors Vendor Park, Sanand, Ahmedabad - 382 170 (Gujrat) T:+91 2717 645180
Plant V : Plot No. 157-E, Sector 3, Pithampur Industrial Area, Distt. Dhar-454 775 (M.P.)
Regd. Office : 601, Hemkunt Chambers, 89, Nehru Place, New Delhi - 110 019 T: +91 11 26427104-06, F: +91 11 26427100