



Ref: 1020/SSML/CS/2017-18

6<sup>th</sup> May 2017

Bombay Stock Exchange Limited,  
Floor 25, P.J.Towers,  
Dalal Street,  
Mumbai 400 001

Dear Sir,

**Audited Standalone Financial Results of the Company for the Quarter/Year ended 31.03.2017 and Audited Consolidated Financial Results of the Company and its Associate for the year ended 31.03.2017 along with Auditor's Report and Form A of the Annual Report to be filed with the Stock Exchanges**

Pursuant to Regulation 33(3) of Securities and Exchange Board of India (Listing Obligations and Disclosure Requirements) Regulations 2015, we send herewith Audited Standalone Financial Results of the Company for the Quarter/Year ended 31.03.2017 and Audited Consolidated Financial Results of the Company and its Associate for the year ended 31.03.2017, which have been duly reviewed by the Audit Committee of our Company at the Audit Committee Meeting held on 05.05.2017 and approved by our Board at the Board Meeting held on 06.05.2017 at the mill premises of Sambandam Spinning Mills Limited, Salem, together with Auditor's Report and Form-A (Unqualified Audit Report) duly signed by the Chairman of the Audit Committee, Chairman and Managing Director, Chief Financial Officer and Statutory Auditors of our Company.

We are also uploading the above said Results in our WEB Site '[www.sambandam.com](http://www.sambandam.com)' and also in BSE website <http://listing.bseindia.com>.

Kindly acknowledge the receipt of the above.

Thanking You,

**For Sambandam Spinning Mills Ltd.**

  
**(S. NATARAJAN)**  
**Company Secretary**

**SAMBANDAM SPINNING MILLS LIMITED (CIN : L17111T21973PLC000675)**

Regd. Office : Mill Premises, Kamaraj Nagar Colony, Salem 636 014

e-mail : corporate@sambandam.com Phone 0427 2240790 Fax 0427 2240169 Web site : www.sambandam.com

**STATEMENT OF AUDITED (STANDALONE AND CONSOLIDATED) FINANCIAL RESULTS FOR THE YEAR ENDED MARCH 31, 2017**

Rs. lakhs

	Three months ended			Year ended		Year ended	
	STANDALONE			STANDALONE		CONSOLIDATED	
	31.03.2017	31.12.2016	31.03.2016	31.03.2017	31.03.2016	31.03.2017	31.03.2016
	Unaudited	Unaudited	Unaudited	Audited	Audited	Audited	Audited
<b>Part I</b>							
1.	<b>Income from Operations</b>						
a.	6,866.19	4,536.77	5,151.97	20,867.90	20,524.97	20,867.90	20,524.96
b.	8.98	1.40	5.51	27.58	17.26	27.58	17.26
	<b>6,875.17</b>	<b>4,538.17</b>	<b>5,157.48</b>	<b>20,895.48</b>	<b>20,542.24</b>	<b>20,895.48</b>	<b>20,542.23</b>
2.	<b>Expenses</b>						
a.	3,915.91	2,668.33	3,115.58	12,355.58	12,073.90	12,355.58	12,073.90
b.							
c.	838.60	(63.42)	(218.01)	(48.18)	(590.79)	(48.18)	(590.79)
d.	549.32	530.33	626.67	2,208.35	2,396.07	2,208.35	2,396.07
e.	271.62	262.02	273.84	1,057.33	1,068.45	1,057.33	1,068.45
f.	566.51	538.20	705.60	1,680.49	2,883.12	1,680.49	2,883.12
f.	338.93	322.16	380.02	1,288.54	1,499.38	1,288.54	1,499.39
	<b>6,480.88</b>	<b>4,257.61</b>	<b>4,883.69</b>	<b>18,542.10</b>	<b>19,330.16</b>	<b>18,542.10</b>	<b>19,330.14</b>
3.	<b>Profit from operations before other income, finance costs and exceptional item (1-2)</b>						
	394.29	280.56	273.79	2,353.38	1,212.07	2,353.38	1,212.09
4.	22.85	36.92	9.85	118.26	50.12	118.26	50.12
5.	<b>Profit from ordinary activities before finance costs and exceptional item (3+4)</b>						
	417.18	317.48	283.64	2,471.64	1,262.20	2,471.64	1,262.21
6.	255.85	270.65	289.75	1,110.93	1,136.63	1,110.93	1,136.63
7.	<b>Profit/(Loss) from ordinary activities after finance costs but before exceptional item (5-6)</b>						
	161.33	46.83	(6.11)	1,360.71	125.57	1,360.71	125.57
8.	70.41	-	-	70.41	-	-	-
9.	<b>Profit/(Loss) from ordinary activities before tax (7-8)</b>						
	90.92	46.83	(6.11)	1,290.30	125.57	1,360.71	125.57
10.	<b>Tax expense - Income Tax</b>						
	177.00	8.00	-	438.00	45.00	438.00	45.00
	(121.00)	16.00	(19.00)	38.00	39.00	38.00	39.00
11.	<b>Net Profit/(Loss) from ordinary activities after tax (9-10)</b>						
	34.92	22.83	12.89	814.30	41.57	884.71	41.57
12.	<b>Extraordinary item (net of tax)</b>						
	-	-	-	-	-	-	-
13.	<b>Net profit/(Loss) for the period (11-12)</b>						
	34.92	22.83	12.89	814.30	41.57	884.71	41.57
14.	<b>Share of profit/(loss) of associates (net)</b>						
						(13.97)	(8.85)
15.	<b>Minority interest</b>						
	34.92	22.83	12.89	814.30	41.57	870.74	32.73
16.	<b>Net profit/(Loss) after tax, minority interest and share of profit of associates for the period (13+14-15)</b>						
	427.55	427.55	427.55	427.55	427.55	427.55	427.55
17.	<b>Paid-up equity share capital (Face value per share Re.10)</b>						
				5,195.32	4,851.01	5,144.75	4,444.01
18.	<b>Reserves excluding Revaluation Reserve</b>						
	2.47	0.54	0.30	20.74	0.97	20.42	0.77
19.	<b>Basic/diluted Earnings Per Share (EPS) (Rs.)</b>						
				4.00	2.00		
20.	<b>Dividend Per Share (Rs.)</b>						

For Sambandam Spinning Mills Ltd.

(S. DEVARAJAN)

Chairman and Managing Director



## Notes:

Clause 41 of the Listing Agreement for Companies (other than Banks)	Rs. in lakhs			
	STANDALONE		CONSOLIDATED	
1. STATEMENT OF ASSETS AND LIABILITIES	31.03.2017	31.03.2016	31.03.2017	31.03.2016
Particulars	Audited	Audited	Audited	Audited
<b>A. EQUITY AND LIABILITIES</b>				
<b>Shareholders' funds</b>				
Share capital	427.55	427.55	427.55	427.55
Reserves and surplus	7903.27	7294.28	7852.70	7187.28
<b>Sub-Total-Shareholders funds</b>	<b>8330.82</b>	<b>7721.83</b>	<b>8280.25</b>	<b>7614.83</b>
<b>Non-current liabilities</b>				
Long-term borrowings	1968.80	2741.98	1968.80	2741.98
Deferred tax liabilities (Net)	3288.64	3250.64	3288.64	3250.64
Other long term liabilities	28.28	26.49	28.28	26.49
Long-term provisions	241.41	215.75	241.41	215.75
<b>Sub-Total-Non-Current Liabilities</b>	<b>5527.14</b>	<b>6234.86</b>	<b>5527.14</b>	<b>6234.86</b>
<b>Current liabilities</b>				
Short-term borrowings	4200.16	5059.52	4200.16	5059.52
Trade payables	2829.19	1893.76	2829.19	1893.76
Other current liabilities	1111.86	2202.02	1111.86	2202.02
Short-term provisions	207.85	114.71	207.85	114.71
<b>Sub-Total-Current Liabilities</b>	<b>8349.06</b>	<b>9270.01</b>	<b>8349.06</b>	<b>9270.01</b>
<b>TOTAL-EQUITY AND LIABILITIES</b>	<b>22207.01</b>	<b>23226.70</b>	<b>22156.44</b>	<b>23119.70</b>
<b>B. ASSETS</b>				
<b>Non-current assets</b>				
<b>Fixed assets</b>				
Tangible assets	12041.61	13013.78	12041.61	13013.78
Intangible assets	0.26	0.48	0.26	0.48
Capital work-in-progress	0.00	0.00	0.00	0.00
Non-current investments	167.10	237.51	116.53	130.51
Long-term loans and advances	2054.75	2267.20	2054.75	2267.20
Other non-current assets	0.00	0.00	0.00	0.00
<b>Sub-Total-Non-Current Assets</b>	<b>14263.72</b>	<b>15518.97</b>	<b>14213.15</b>	<b>15411.97</b>
<b>Current assets</b>				
Inventories	3893.35	3551.24	3893.35	3551.24
Trade receivables	3144.38	3357.53	3144.38	3357.53
Cash and cash equivalents	332.65	221.68	332.65	221.68
Short-term loans and advances	151.01	144.03	151.01	144.03
Other current assets	421.90	433.25	421.90	433.25
<b>Sub-Total-Non-Current Assets</b>	<b>7943.29</b>	<b>7707.73</b>	<b>7943.29</b>	<b>7707.73</b>
<b>TOTAL-ASSETS</b>	<b>22207.01</b>	<b>23226.70</b>	<b>22156.44</b>	<b>23119.70</b>

## NOTES:

1. The above standalone and consolidated financial results have been audited by the Company's Statutory Auditors, reviewed by the Audit Committee at their meeting held on May 5, 2017 and taken on record by the Board of Directors at its meeting held on May 6, 2017.

**(A) Notes to the Standalone results of the Company**

- The increased evacuation of wind power and price saving in group captive power purchase has helped the company to earn higher profits during the year. But for the prevalence of high cotton prices the company could have further increased the profitability.
- The company's primary segment is identified as business segment based on nature of products, risks, return and the internal business reporting system (ie. cotton yarn) and operates in a single geographical segment as per Accounting Standard 17.
- The figures of the last quarters of the year ended March 31, 2017 and March 31, 2016 are the balancing figures between the audited figures in respect of the full financial year and the published year to date figures of the third quarter of the respective financial year.
- Figures for the previous periods have been regrouped/reclassified/amended, wherever necessary.

**(B) Notes to the Consolidated results of the Company**

- The group's primary segment is identified as business segment based on nature of products, risks, return and the internal business reporting system and operates in a single geographical segment as per Accounting Standard 17. The Group is principally engaged in a single business segment viz. cotton yarn.





For and on behalf of the Board

Chairman and Managing Director

Salem  
May 5, 2017

# FORM A

## Format of covering letter of the annual report to be filed with the Stock Exchanges

1	Name of the Company	Sambandam Spinning Mills Limited
2	Annual financial statements for the year ended	March 31, 2017
3	Type of Audit observation	Un-qualified
4	Frequency of observation	NA
5	To be signed by-	<p style="text-align: center;"><i>For Sambandam Spinning Mills Ltd.</i></p> <p style="text-align: center;"> (S. DEVARAJAN) <i>Chairman and Managing Director</i> <b>S. Devarajan – Chairman and Managing Director</b></p> <p>• CEO/Managing Director</p> <p>• CFO</p> <p style="text-align: center;"> <b>D. Niranjan Kumar – CFO</b></p> <p style="text-align: center;">For M.S. KRISHNASWAMI &amp; RAJAN Chartered Accountants, Reg. No: 01554S</p> <p style="text-align: center;"> R. Krishnen - Partner Membership No: 201133 <b>R.Krishnen – Partner</b> <b>M.S.Krishnaswami &amp; Rajan</b></p> <p>• Auditor of the Company</p> <p>• Audit Committee Chairman</p> <p style="text-align: center;"> <b>Kameshwar M Bhat – Chairman of Audit Committee</b></p>

*M. S. Krishnaswami & Rajan*  
Chartered Accountants

Auditor's Report on Standalone Financial Results of M/s Sambandam Spinning Mills Limited pursuant to Regulation 33 of the SEBI (Listing Obligations and Disclosure Requirements) Regulations, 2015

M.S. Krishnaswami & Rajan  
Chartered Accountants  
12, Maravaneri V<sup>th</sup> Cross,  
Salem - 636 007.  
Tel : +918682000430  
E-mail : r.krishnen@mskandr.com

To  
The Board of Directors of Sambandam Spinning Mills Limited  
Kamaraj Nagar Colony,  
Salem

We have audited the annual statement of Standalone Financial Results of Sambandam Spinning Mills Limited ("the Company") for the year ended 31 March 2017 attached herewith, being submitted by the Company pursuant to the requirement of Regulation 33 of the SEBI (Listing Obligations and Disclosure Requirements) Regulations, 2015. Attention is drawn to the fact that the figures for the quarter ended 31 March, 2017 and the corresponding quarter ended in the previous year as reported in these standalone financial results are the balancing figures between audited figures in respect of the full financial year and the published year to date figures up to the end of the third quarter of the relevant financial year. Also the figures up to the end of the third quarter of the relevant financial year had only been reviewed and not subject to audit.


The Standalone Financial Results have been prepared on the basis of the annual Standalone financial statements and reviewed quarterly Standalone financial results which are the responsibility of the Company's Management and have been approved by the Board of Directors in the meeting held on 06 May 2017. Our responsibility is to express an opinion on these consolidated financial results based on our audit of the annual Standalone financial statements which have been prepared in accordance with the recognition and measurement principles laid down in Accounting Standards specified under Section 133 of the Companies Act, 2013 read with Rule 7 of the Companies (Accounts) Rules, 2014 and other accounting principles generally accepted in India.

We conducted our audit in accordance with the Standards on Auditing generally accepted in India. Those Standards require that we comply with ethical requirements and plan and perform the audit to obtain reasonable assurance about whether the Standalone financial results are free from material misstatement. An audit includes examining, on a test basis, evidence supporting the amounts disclosed as Standalone financial results. An audit also includes assessing the accounting principles used and significant estimates made by Management. We believe that our audit provides a reasonable basis for our opinion.

In our opinion and to the best of our information and according to the explanations given to us, these standalone financial results:

- (i) are presented in accordance with the requirements of Regulation 33 of the SEBI (Listing Obligations and Disclosure Requirements) Regulations, 2015 in this regard; and
- (ii) give a true and fair view of the net profit and other financial information for the financial year ended 31 March, 2017.

For M. S. Krishnaswami & Rajan  
Chartered Accountants  
Firm Registration No.01554S

  
R. Krishnen - Partner  
Membership No.201133



*M. S. Krishnaswami & Rajan*  
*Chartered Accountants*

Auditor's Report on Consolidated Financial Results of M/s Sambandam Spinning Mills Limited Pursuant to Regulation 33 of the SEBI (Listing Obligations and Disclosure Requirements), 2015

M. S. Krishnaswami & Rajan  
Chartered Accountants  
12, Maravaheri V<sup>th</sup> Cross,  
Salem - 636 007.  
Tel : +918682000430  
E-mail : r.krishnen@mskandr.com

To

The Board of Directors of Sambandam Spinning Mills Limited  
Kamaraj Nagar Colony,  
Salem

We have audited the accompanying statement of Consolidated Financial Results of Sambandam Spinning Mills Limited ("the Company") and its associates for the year ended 31 March 2017 attached herewith, being submitted by the Company pursuant to the requirement of Regulation 33 of the SEBI (Listing Obligations and Disclosure Requirements) Regulations, 2015.

The Consolidated Financial Results have been prepared on the basis of the annual consolidated financial statements, which are the responsibility of the Company's Management and have been approved by the Board of Directors in the meeting held on 06 May 2017. Our responsibility is to express an opinion on these consolidated financial results based on our audit of the annual consolidated financial statements which have been prepared in accordance with the recognition and measurement principles laid down in Accounting Standards specified under Section 133 of the Companies Act, 2013 read with Rule 7 of the Companies (Accounts) Rules, 2014 and other accounting principles generally accepted in India.

We conducted our audit in accordance with the Standards on Auditing generally accepted in India. Those Standards require that we comply with ethical requirements and plan and perform the audit to obtain reasonable assurance about whether the consolidated financial results are free from material misstatement. An audit includes examining, on a test basis, evidence supporting the amounts disclosed as consolidated financial results. An audit also includes assessing the accounting principles used and significant estimates made by Management. We believe that our audit provides a reasonable basis for our opinion.

We did not audit the financial statements of one associate included in the consolidated financial results, whose statements reflect total assets of Rs.151.85 lakhs as at 31 March 2017; as well as total revenue of Rs.185.79 lakhs for the year ended on that date. These financial statements have been audited by other auditors whose reports have been furnished to us, and our opinion on the consolidated financial results, to the extent they have been derived from such financial statement is based solely on the report of such other auditors.


Contd....2



In our opinion and to the best of our information and according to the explanations given to us, these consolidated financial results:

- (i) includes the financial results for the year ended 31 March, 2017 of the following entities:
  - a. SPM Health Care Services Private limited
  - b. Salem IVF Centre Private Limited
- (ii) have been presented in accordance with the requirements of Regulation 33 of the SEBI (Listing Obligations and Disclosure Requirement) regulations, 2015 in this regard; and
- (iii) give a true and fair view of the net profit and other financial information for the financial year ended 31 March, 2017.

For M. S. Krishnaswami & Rajan  
Chartered Accountants  
Firm Registration No.01554S

  
R. Krishnen - Partner  
Membership No.201133





To

**Bombay Stock Exchange Limited,**  
**Floor No. 25, P.J.Towers,**  
**Dalal Street,**  
**Mumbai – 400 001.**

Dear Sir,

Sub.: Declaration pursuant to Regulation 33 (3) (d) of the Securities & Exchange Board of  
India (Listing Obligations and Disclosure Requirements) Regulation 2015

---

**Declaration**

I, S.Devarajan, Chairman and Managing Director of Sambandam Spinning Mills Limited (CIN:L17111TZ1973PLC000675) having its Registered Office at Post Box No.1, Kamaraj Nagar Colony, Salem 636 014, Tamilnadu, India, hereby declare that, the Statutory Auditors of the Company, M/s M.S.Krishnaswami & Rajan, Chartered Accountants (Firm Registration No.01554S) have issued an Audited Report with unmodified opinion on Audited Financial Results of the Company (Standalone and Consolidated) for quarter and year ended 31<sup>st</sup> March, 2017.

This Declaration is given in compliance to Regulation 33(3) (d) of the SEBI (Listing Obligations and Disclosure Requirements) Regulation 2015, as amended by the SEBI (Listing Obligations and Disclosure Requirements)(Amendment) Regulations,2016, vide Notification No.SEBI/EAD-NRO/GN/2016-17/001 dated 25<sup>th</sup> May, 2016.

Request you to take this on record.

Yours faithfully,

*For Sambandam Spinning Mills Ltd.*

  
(S. DEVARAJAN)  
Chairman and Managing Director