

**THE VICE PRESIDENT – LISTING DEPARTMENT,  
BSE Ltd,  
25, P.J Towers,  
Dalal Street  
MUMBAI –400 001.**

Dear Sir,

**Sub:Declaration under Regulation 33(3)(d) of the SEBI (Listing Obligations and Disclosure Requirements) Regulations 2015**

Pursuant to Regulations 33(3) (d) of SEBI (Listing Obligations and Disclosure Requirements) Regulations 2015, as amended, it is declared that the Auditors' Report on the Audited Financial Results of the Bank (Standalone) for the Quarter and Financial Year ended 31<sup>st</sup> March 2017, as approved by the Board of Directors at their meeting held on May 24, 2017 are with unmodified opinion.

We request you to take the same on record.

Place: Chennai

Date: 24-05-2017

**For ELANGO INDUSTRIES LTD.**



**Managing Director**



**V. SENTHILNATHAN & Co.,**  
Chartered Accountants

2nd Floor, 71/1, Sai Kripa Flats,  
12th Avenue, Ashok Nagar,  
Chennai – 600 083  
Ph : 044-24746310, Telefax : 044-24744375  
E-mail : basenthil@gmail.com / aksegar@gmail.com  
Website : www.vsnkas.com

Auditors Report On quarterly financial results and year to date results of **Elango Industries Limited** Pursuant to the Regulation 33 of the SEBI (Listing Obligation and Disclosure Requirements) Regulations 2015,

To  
The Board of Directors


We have audited the quarterly financial results of Elango Industries Limited for the quarter ended March 31, 2017 and the year to date financial results for the period from April 1, 2016 to March 31, 2017, attached herewith being submitted by the company pursuant to the Regulation 33 of the SEBI ( Listing Obligation and Disclosure Requirements) Regulations 2015 read with various circulars issued. These quarterly financial results and year to date financial results have been prepared from interim financial statements, which are the responsibility of the management. Our responsibility is to express an opinion on these financial results based on our audit of such interim financial statements, which have been prepared in accordance with section 133 of the companies act 2013 read with Rule 7 of the Companies (Accounts) Rules, 2014 (as amended) and other accounting principles generally accepted in india.

We conducted our audit in accordance with the Standards on Auditing specified under Section 143(10) of the Act. Those Standards require that we comply with ethical requirements and plan and perform the audit to obtain reasonable assurance about whether the financial results are free from material misstatement. An Audit includes examining on a test basis evidence supporting the amounts disclosed as financial results. An audit also includes assessing the principles used and significant estimates made by management. We believe that our audit provides a reasonable basis for our opinion.

In our opinion and to the best of our information and according to the explanations given to us, these quarterly and year to date financial results:

1. Have been presented in accordance with the requirements of Regulation 33 of the SEBI ( Listing Obligation and Disclosure Requirements) Regulations 2015 in this regard and;
2. Give a true and fair view of financial information for the quarter ended March 31, 2017 as well as the year to date results for the period April 1, 2016 to March 31, 2017.

For V.SENTHILNATHAN & Co.,  
Chartered Accountants  
Firm Registration No: 003711S

  
(V. SENTHILNATHAN)  
Partner M.No:024244



Place : Chennai  
Date : 24.05.2017


**ELANGO INDUSTRIES LIMITED**

No:5, Ranganathan Gardens, Anna Nagar, Chennai - 600 040.

CIN : L27104TN1989PLC017042

**STATEMENT OF UNAUDITED FINANCIAL RESULTS FOR THE NINE MONTHS & QUARTER ENDED 31ST MARCH 2017**

S. No.	Particulars	QUARTER ENDED			FOURTH QUARTER ENDED		Previous Year ended 31-03-16
		3 Months ended 31-03-17	Preceding 3 Months ended 31-12-16	Corresponding 3 Months ended 31-03-16	12 Months ended 31-03-17	Corresponding 12 Months ended 31-03-16	
		Unaudited	Unaudited	Audited	Audited	Audited	
		(Rs. In Lakhs)					
1	<b>Income from Operations</b>						
	(a) Net Sales/Income from operations	-	-	-	-	-	-
	(b) Other Income	12.81	12.02	16.64	48.83	28.64	28.64
	<b>Total</b>	<b>12.81</b>	<b>12.02</b>	<b>16.64</b>	<b>48.83</b>	<b>28.64</b>	<b>28.64</b>
2	<b>Expenses</b>						
	a. Increase/Decrease in Stock in Trade and Work in Progress		-	-			-
	b. Consumption of Raw Materials		-	-			-
	c. Purchase of Traded Goods		-	-			-
	d. Employee Cost	4.33	5.45	3.90	19.24	17.57	17.56
	e. Depreciation		-				
	f. Other Expenditure	1.35	1.68	6.09	7.33	12.22	12.22
	<b>Total</b>	<b>5.68</b>	<b>7.13</b>	<b>9.99</b>	<b>26.57</b>	<b>29.79</b>	<b>29.78</b>
3	Profit(+)/Loss(-) before income, Interest & exceptional Items (1- 2)	7.13	4.89	6.65	22.26	(1.15)	(1.14)
4	Other Income		-	30.38		60.97	60.97
5	<b>Profit before Interest &amp; Exceptional Items (3+4)</b>	<b>7.13</b>	<b>4.89</b>	<b>37.03</b>	<b>22.26</b>	<b>59.83</b>	<b>59.83</b>
6	Interest		-	-			-
7	Profit after Interest but before exceptional Items (5-6)	7.13	4.89	37.03	22.26	59.83	59.83
8	Exceptional Items		-				
9	<b>Profit/Loss from Ordinary activities before Tax (7+8)</b>	<b>7.13</b>	<b>4.89</b>	<b>37.03</b>	<b>22.26</b>	<b>59.83</b>	<b>59.83</b>
10	Tax Expenses	4.25	-	-	4.25		-
11	<b>Net profit(+)/Loss(-)</b>	<b>2.88</b>	<b>4.89</b>	<b>37.03</b>	<b>18.01</b>	<b>59.83</b>	<b>59.83</b>
12	Extra ordinary items ( Net of Tax Expenses)		-	-			-
13	<b>Net Profit(+)/ Loss(-)</b>	<b>2.88</b>	<b>4.89</b>	<b>37.03</b>	<b>18.01</b>	<b>59.83</b>	<b>59.83</b>
14	Paid-Up Equity Share Capital (38,16,100 shares @ Rs. 10 Each	382.16	382.16	382.16	382.16	382.16	382.16
15	Reserves Excluding Revaluation Reserve as per Balance Sheet of Previous Accounting year	50.00	50.00	50.00	50.00	50.00	50.00
16	Earning per Share -EPS						
	(a) Basic and Diluted EPS before Extra-Ordinary items for the period, for the year to date and for the previous year (Not to be annualized)	0.08	0.13	0.97	0.47	1.57	1.57
	(b) Basic and Diluted EPS after Extra-Ordinary items for the period, for the year to date and for the previous year (Not to be annualized)	0.08	0.13	0.97	0.47	1.57	1.57
17	<b>Public Share holding</b>						
	No of shares	25,70,725	25,70,725	25,73,925	25,70,725	25,73,925	25,73,925
	Percentage of Share holding	67.37%	67.37%	67.45%	67.37%	67.45%	67.45%
18	<b>Promoters and Promoter Group Share holding</b>						
	(a) Pledged/Encumbered Number of Shares Percentage of Shares (as% of the total share holding of Promoter Group)	NIL	NIL	NIL	NIL	NIL	NIL
	Percentage of Shares (as % of the Total Share Capital of the Company)	NIL	NIL	NIL	NIL	NIL	NIL
	(b) Non-Encumbered Number of Shares	12,45,375	12,45,375	12,42,175	12,45,375	12,42,175	12,42,175
	Percentage of Shares (as % of the Total Share holding of the Promoters Group Percentage of Shares (as % of the Total Share Capital of the Company)	32.63%	32.63%	32.55%	32.63%	32.55%	32.55%



PARTICULARS OF INVESTOR COMPLAINTS	QUARTERLY ENDED 31.03.2017
Pending at the beginning of the quarter	NIL
Received during the quarter	NIL
Disposed off during the quarter	NIL
Remaining unsolved at the end of the quarter	NIL

Notes:

1. Segment Reporting as defined in Accounting Standard 17 is not applicable.
2. The above results were taken on record by the Board of Directors at their meeting held on 24.05.2017.
3. The Companies (Indian Accounting Standards) Rules 2015 (Ind AS) would be applicable to the company from the Financial Commencing on 01 April 2017. Accordingly, the above financial results have been prepared in compliance with Companies (Accounting Standards) rules 2006.
4. Previous Year figures have been regrouped wherever necessary to make them comparable with the figures of current period.



Place : Chennai  
Date : 24.05.2017

For Elango Industries Limited

  
(S. Elangovan)  
Managing Director

## ELANGO INDUSTRIES LIMITED

No:5, Ranganathan Gardens, Anna Nagar, Chennai - 600 040.


CIN : L27104TN1989PLC017042

STATEMENT OF STANDALONE ASSETS AND LIABILITIES AS ON 31ST MARCH 2017

(Rs.In lacs)

Particulars	31-03-17 (Audited)	31-03-16 (Audited)
<b>EQUITY AND LIABILITIES</b>		
<b>(1) Shareholder's Funds</b>		
(a) Share Capital	382.16	382.16
(b) Reserve and Surplus	108.82	90.82
	<b>490.98</b>	<b>472.98</b>
<b>(2) Share Application Money Pending Allotment</b>		
<b>(3) Non - Current Liabilities</b>		
(a) Long Term Borrowings	-	-
(b) Deffered Tax Liabilities (Net)	-	-
(c) Other Long Term Liabilities		
(d) Long Term Provisions		
<b>(4) Current Liabilities</b>		
(a) Short Term Borrowings		
(b) Trade Payables	1.62	4.56
(c) Other Current Liabilities	2.20	2.19
(d) Short Term Provisions	4.43	-
	<b>8.25</b>	<b>6.75</b>
<b>TOTAL</b>	<b>499.23</b>	<b>479.73</b>
<b>ASSETS</b>		
<b>(1) Non-Current Assets</b>		
(a) Fixed Assets		
(i) Tangible assets		
(ii) Intangible Assets		
(iii) Capital Work in Progress		
(iv) Intangible assets under development		
(b) Non-Current Investments	2.50	2.50
(c) Deffered tax assets (Net)		
(d) Long Term Loans and Advances	112.97	111.97
(d) Other Non-Current Assets	-	-
	<b>115.47</b>	<b>114.47</b>
<b>(2) Current Assets</b>		
(a) Current Investments	-	-
(b) Inventories	-	-
(c) Trade Receivables	-	3.20
(d) Cash and Cash Equivalents	383.73	0.26
(e) Short Term Loans and Advances	0.03	361.80
(f) Other Current Assets	-	-
	<b>383.76</b>	<b>365.26</b>
<b>TOTAL</b>	<b>499.23</b>	<b>479.73</b>

Place : Chennai  
Date : 24.05.2017



For Elango Industries Limited

(S. Elangovan)  
Managing Director