

24<sup>TH</sup> May, 2017

**The Corporate Relationship Department**  
**Mumbai Stock Exchange**  
1<sup>st</sup> Floor, New Trading Ring, Rotunda Building, P.J. Towers  
Dalal Street, Fort, Mumbai 400 001.

**National Stock Exchange of India Ltd.**  
Exchange Plaza, C-1, Block G  
Bandra – Kurla Complex, Bandra (E)  
Mumbai 400 051.

**Scrip Code - 520057**

**Symbol – SONASTEER; Series – EQ.**

**Sub : Standalone & Consolidated Audited Financial Results for the year ended 31<sup>st</sup> March, 2017, Auditors' Report, Dividend Recommendation, Dividend Payment Date and Date of AGM.**

Dear Sir,

The Board of Directors of SONA KOYO STEERING SYSTEMS LIMITED in their 157<sup>th</sup> meeting held on 24<sup>th</sup> May, 2017 has recommended the dividend of Re. 0.50 per Equity Share of Re. 1/- each for the year ended 31<sup>st</sup> March, 2017 and taken on record the attached Standalone and Consolidated Audited Financial Results for the year ended 31<sup>st</sup> March, 2017. Pursuant to Regulation 33 of the SEBI's Listing Regulations, 2015, Auditors' Report for Audited Financial Results for the year ended 31<sup>st</sup> March, 2017, along with the declaration are also enclosed herewith.

The dividend on Equity Shares, if declared, at the forthcoming Annual General Meeting scheduled to be held on **Tuesday the 22<sup>nd</sup> August, 2017**, will be dispatched to the shareholders of the Company between **29<sup>th</sup> August, 2017 to 2<sup>nd</sup> September, 2017**.

After considering balance brought forward of Rs. 9269.82 lacs, the profit available for appropriation are Rs. 11628.34 lacs. Out of the available profit, appropriations have been recommended as follows:

(Rupees In Lacs)

	Year Ended 31 <sup>st</sup> March, 2017	Year Ended 31 <sup>st</sup> March, 2016
• Proposed Dividend	993.71	993.71
• Tax on Dividend	202.30	202.30
• Transfer to General Reserve	0.00	0.00
• Profit carried to Balance Sheet	10432.33	9269.82

This is for your information and record.

Thanking you,

Yours faithfully,  
For **SONA KOYO STEERING SYSTEMS LTD.**



**SUDHIR CHOPRA**  
**DIRECTOR (CORPORATE AFFAIRS) & COMPANY SECRETARY**

## **SONA KOYO STEERING SYSTEMS LTD.**

**Regd. Office :** UGF-6, Indra Prakash 21 Barakhamba Road New Delhi-110 001 India  
**Tel :** +91 11 2331 1924 / 2332 7205, **Telefax :** +91 11 2332 7205  
**CIN :** L29113DL1984PLC018415, **Website :** www.sonakoyosteering.com

**Works:** 38/6 Delhi-Jaipur Road, NH-8, Gurgaon-122 001 Haryana India  
**Tel :** +91 124 468 5000, **Fax:** +91 124 410 4611 / 410 4621





SONA KOYO STEERING SYSTEMS LTD

CIN : L29113DL1984PLC018415

Regd. Office : UGF - 6, Indraprakash 21, Barakhamba Road, New Delhi 110001.

Tel : 011-23311924, E-mail : investorgrievance@sonagroup.com, Website : www.sonakoyosteering .com

STATEMENT OF STANDALONE AND CONSOLIDATED AUDITED FINANCIAL RESULTS FOR THE YEAR ENDED 31st MARCH, 2017

Consolidated (Rs. In Lakhs.)					S.No	PARTICULARS	Standalone (Rs. In Lakhs.)				
Quarter ended	Preceding quarter ended	Corresponding quarter ended in the previous year	Year ended	Previous Year ended			Quarter ended	Preceding quarter ended	Corresponding quarter ended in the previous year	Year ended	Previous Year ended
31-Mar-17	31-Dec-16	31-Mar-16	31-Mar-17	31-Mar-16			31-Mar-17	31-Dec-16	31-Mar-16	31-Mar-17	31-Mar-16
Audited	Unaudited	Audited	Audited	Audited			Audited	Unaudited	Audited	Audited	Audited
44,389.93	38,924.55	39,774.96	156,458.16	150,886.51	1	Income from operations					
846.26	592.75	351.08	1,861.05	943.94		(a) Net sales from operations (net of excise duty)	32,338.33	28,483.71	28,880.21	115,417.32	
45,236.19	39,517.30	40,126.04	158,319.21	151,830.45		(b) Other operating income	494.44	201.91	303.34	1,071.26	
						Total income from operations (net)	32,832.77	28,685.62	29,183.55	116,488.58	
29,278.82	24,690.38	26,167.32	102,260.20	98,418.22	2	Expenses					
441.95	1,054.47	329.90	1,670.48	1,719.33		(a) Cost of materials consumed	20,678.67	17,822.56	19,435.76	73,278.17	
150.56	92.48	(871.11)	(189.83)	(158.80)		(b) Purchases of Stock-In-Trade	1,194.40	1,054.47	647.66	4,122.81	
4,706.19	4,482.05	4,452.20	17,798.67	16,665.59		(c) Changes in inventories of finished goods, work-in-progress and Stock-In-Trade	190.07	(178.74)	(1,018.23)	(140.03)	
2,694.57	2,555.01	2,551.37	10,299.59	9,875.20		(d) Employee benefits expense	3,714.61	3,552.27	3,478.58	13,920.83	
4,424.18	4,078.74	4,065.59	16,449.93	15,790.00		(e) Depreciation and amortization expense	1,936.76	1,851.39	1,868.82	7,477.36	
41,696.27	36,953.13	36,695.27	148,289.04	142,309.54		(f) Other expenses	3,459.87	3,138.64	2,984.52	12,592.97	
						Total expenses	31,174.38	27,240.59	27,397.11	111,252.11	
3,539.92	2,564.17	3,430.77	10,030.17	9,520.91	3	Profit from operations before other income, finance costs and exceptional items ( 1-2)	1,658.39	1,445.03	1,786.44	5,236.47	
400.53	178.20	154.57	908.30	607.24	4	Other income	72.58	115.05	58.18	732.09	
3,940.45	2,742.37	3,585.34	10,938.47	10,128.15	5	Profit from ordinary activities before finance costs and exceptional items ( 3+4)	1,730.97	1,560.08	1,844.62	5,968.56	
615.50	682.13	847.06	2,853.93	3,172.80	6	Finance costs	586.06	636.51	763.43	2,639.98	
3,324.95	2,060.24	2,738.28	8,084.54	6,955.35	7	Profit / (loss) from ordinary activities after finance costs but before exceptional items ( 5-6)	1,144.91	923.57	1,081.19	3,328.58	
-	-	(990.00)	-	(990.00)	8	Exceptional items	-	-	(990.00)	-	
3,324.95	2,060.24	3,728.28	8,084.54	7,945.35	9	Profit / (loss) from ordinary activities before tax ( 7-8)	1,144.91	923.57	2,071.19	3,328.58	
975.84	1,078.76	1,050.89	3,566.39	3,310.86	10	Tax expenses					
(30.46)	(4.93)	5.61	(64.39)	5.44		(a) Current year	244.83	567.49	428.88	1,579.68	
54.58	(303.48)	(47.63)	(759.55)	(785.99)		(b) Earlier years	(7.55)	-	5.61	(36.55)	
999.96	770.35	1,008.87	2,742.45	2,530.31		(c) Deferred Tax	21.73	(196.26)	(1.38)	(573.07)	
						Total tax expenses	259.01	371.23	433.11	970.06	
2,324.99	1,289.89	2,719.41	5,342.09	5,415.04	11	Net profit / (loss) from ordinary activities after tax (9-10)	885.90	552.34	1,638.08	2,358.52	
-	-	-	-	-	12	Extraordinary items	-	-	-	-	
2,324.99	1,289.89	2,719.41	5,342.09	5,415.04	13	Net profit / (loss) for the period ( 11-12)	885.90	552.34	1,638.08	2,358.52	
(6.65)	0.64	(2.83)	(10.20)	(13.37)	14	Share of profit / (loss) of associate	-	-	-	-	
694.37	399.40	539.22	1,683.27	1,697.07	15	Minority interest	-	-	-	-	
1,623.97	891.13	2,177.36	3,648.62	3,704.60	16	Net profit / (loss) after taxes, minority interest and share of profit / (loss) of associate (13-14-15)	885.90	552.34	1,638.08	2,358.52	
1,987.42	1,987.42	1,987.42	1,987.42	1,987.42	17	Paid up equity share capital ( Face value of Re 1/- per share)	1,987.42	1,987.42	1,987.42	1,987.42	
-	-	-	36,391.59	32,742.97	18	Reserve excluding Revaluation Reserves as per balance sheet of previous accounting year	-	-	27,890.25	25,531.73	





**STATEMENT OF STANDALONE AND CONSOLIDATED AUDITED FINANCIAL RESULTS FOR THE YEAR ENDED 31st MARCH, 2017**

Consolidated (Rs. In Lakhs.)					S.No	PARTICULARS	Standalone (Rs. In Lakhs.)				
Quarter ended	Preceding quarter ended	Corresponding quarter ended in the previous year	Year ended	Previous Year ended			Quarter ended	Preceding quarter ended	Corresponding quarter ended in the previous year	Year ended	Previous Year ended
31-Mar-17	31-Dec-16	31-Mar-16	31-Mar-17	31-Mar-16			31-Mar-17	31-Dec-16	31-Mar-16	31-Mar-17	31-Mar-16
Audited	Unaudited	Audited	Audited	Audited		Audited	Unaudited	Audited	Audited	Audited	
					19(i)	Earnings Per Share (EPS) (before extraordinary items) (Face value of Re 1 per share) (not annualized)					
0.82	0.45	1.10	1.84	1.86		(a) Basic	0.45	0.28	0.82	1.19	1.26
0.82	0.45	1.10	1.84	1.86		(b) Diluted	0.45	0.28	0.82	1.19	1.26
					19(ii)	Earnings Per Share (EPS) (after extraordinary items) (Face value of Re 1 per share) (not annualized)					
0.82	0.45	1.10	1.84	1.86		(a) Basic	0.45	0.28	0.82	1.19	1.26
0.82	0.45	1.10	1.84	1.86		(b) Diluted	0.45	0.28	0.82	1.19	1.26

**Note :**

- The above Audited Financial Results for the year ended 31st March, 2017, as reviewed by the Audit Committee have been taken on record and approved by the Board of Directors of the Company in their meeting held on 24th May, 2017.
- The Board of Directors at its meeting held on 24th May, 2017, has declared a final dividend of Re 0.50 per Equity Share of Re. 1/- each subject to the approval of shareholders.
- Consolidated Financial Statement has been prepared in accordance with Accounting Standard-21 "Consolidated Financial Statements".
- The Consolidated results includes subsidiaries Sona Fuji Kiko Automotive Limited & JTEKT Sona Automotive India Limited and an associate company -Sona Skill Development Centre Ltd.
- Segment Reporting : The Company(ies) are primarily engaged in the business of auto components of four wheelers, which are governed by the same set of risk and returns and hence there is only one Primary segment. The said treatment is in accordance with the guiding principle enunciated in the Accounting Standard on Segment Reporting (AS-17).
- Exceptional items during the year ended 31st March, 2016, pertain to the profit on sale of long term investment held by the company.
- Further to the Public Announcement made by JTEKT Corporation on February 1, 2017 under the provisions of the Securities and Exchange Board of India (Substantial Acquisition of Shares and Takeovers) Regulations, 2011 (SEBI - Takeover Code), the Company's promoter, Sona Auto Comp Holding Limited on the receipt of requisite regulatory approvals has on 18th May, 2017 sold its entire shareholding of 25.12% (twenty five point one two percent) in Sona Koyo Steering Systems Limited ("SKSSL") in terms of share purchase agreement dated 01st February, 2017 to JTEKT Corporation, a technical collaborator and member of promoter group of SKSSL. Consequently JTEKT Corporation shareholding is enhanced from 20.10% to 45.22%. In terms of SEBI - Takeover Code, JTEKT Corporation has made public offer to the tune of 26% to public. As a sequel to change in shareholding of promoter group, Mr. Sunjay Kapur, Mrs. Rani Kapur and Mr. Kiran Deshmukh have resigned from the Board of Directors of the Company and Mr. Hidekazu Omura has been appointed as Chairman, Mr. Kiyozumi Kamiki has been elevated as Managing Director, Mr. Seiho Kawakami has been appointed as an Additional Director and Mr. Sudhir Chopra has been appointed as Director (Corporate Affairs) & Company Secretary.
- Company has made disinvestment in the shares of Sona Skill Development Centre Ltd. (SSDCL) w.e.f. 18th May, 2017. Since the disinvestment was made after 31st March, 2017, the company has consolidated the financial of SSDCL with its financials for the year ended 31st March, 2017.
- EPS has been computed in accordance with Accounting Standard AS-20.
- The figures for the quarter ended 31st March, 2017 and 31st March, 2016 are balancing figures of the audited figures in respect of full financial year and the year to date figures upto the third quarter for the respective year.
- Statement of Assets and Liabilities as at 31st March, 2017 [Pursuant to Regulation 33(3)(f) of SEBI (Listing Obligations and Disclosure Requirements) Regulations, 2015]
- Previous Period(s) / Year figures have been regrouped /recasted wherever necessary.

Place : Gurugram  
Dated : 24th May, 2017



*[Signature]*  
HIDEKAZU OMURA  
CHAIRMAN



**SONA KOYO STEERING SYSTEMS LIMITED.**  
**STANDALONE AND CONSOLIDATED STATEMENT OF ASSETS & LIABILITIES**

Consolidated (Rs. In Lakhs.)		S.No	PARTICULARS	Standalone (Rs. In Lakhs.)	
As At 31-Mar-17	As At 31-Mar-16			As At 31-Mar-17	As At 31-Mar-16
Audited	Audited			Audited	Audited
		<b>A</b>	<b>EQUITY AND LIABILITIES</b>		
		<b>1</b>	<b>Shareholders' funds</b>		
1,987.42	1,987.42		(a) Share capital	1,987.42	1,987.42
36,391.59	32,742.97		(b) Reserves and surplus	27,890.25	25,531.73
<b>38,379.01</b>	<b>34,730.39</b>		<b>Sub total - Shareholders' funds</b>	<b>29,877.67</b>	<b>27,519.15</b>
		<b>2</b>	<b>Minority interest</b>	-	-
		<b>3</b>	<b>Non-current liabilities</b>		
12,356.20	15,588.32		(a) Long-term borrowings	12,023.93	14,315.10
2,618.53	3,378.08		(b) Deferred tax liabilities (Net)	1,739.98	2,313.05
3.00	9.15		(c) Other Long term liabilities	23.06	29.21
888.24	732.26		(d) Long-term provisions	622.41	524.30
<b>15,865.97</b>	<b>19,707.81</b>		<b>Sub total - Non-current liabilities</b>	<b>14,409.38</b>	<b>17,181.66</b>
		<b>4</b>	<b>Current liabilities</b>		
3,951.03	6,759.98		(a) Short-term borrowings	3,770.43	6,386.63
21,308.32	19,442.08		(b) Trade payables	16,339.41	15,420.45
11,281.51	11,402.19		(c) Other current liabilities	9,707.88	9,301.19
528.26	2,007.78		(d) Short-term provisions	303.63	1,524.27
<b>37,069.12</b>	<b>39,612.03</b>		<b>Sub total - Current liabilities</b>	<b>30,121.35</b>	<b>32,632.54</b>
<b>103,773.07</b>	<b>105,209.62</b>		<b>TOTAL EQUITY AND LIABILITIES</b>	<b>74,408.40</b>	<b>77,333.35</b>
		<b>B</b>	<b>ASSETS</b>		
		<b>1</b>	<b>Non-current assets</b>		
53,991.40	55,368.52		(a) Fixed assets		
5,383.35	4,594.98		i) Tangible assets	40,531.78	40,629.41
1,701.14	2,221.90		ii) Intangible assets	3,842.48	3,151.93
1,110.02	1,827.04		iii) Capital work-in-progress	1,345.56	1,985.33
-	84.76		iv) Intangible assets under development	1,110.04	1,827.11
1,021.21	1,288.38		(b) Non-current investments	3,287.81	3,528.19
-	45.21		(c) Long-term loans and advances	792.56	1,216.49
-	-		(d) Other non-current assets	-	17.81
<b>63,207.12</b>	<b>65,430.79</b>		<b>Sub total - Non-current assets</b>	<b>50,910.23</b>	<b>52,356.27</b>
		<b>2</b>	<b>Current assets</b>		
74.57	-		(a) Current investments	85.34	-
10,005.48	9,912.12		(b) Inventories	7,481.53	7,147.74
20,988.46	21,526.47		(c) Trade receivables	12,839.45	13,835.55
5,567.01	3,629.04		(d) Cash and bank balances	257.54	453.80
2,094.28	2,550.70		(e) Short-term loans and advances	1,269.49	1,578.08
1,836.15	2,160.50		(f) Other current assets	1,564.82	1,961.91
<b>40,565.95</b>	<b>39,778.83</b>		<b>Sub total - Current assets</b>	<b>23,498.17</b>	<b>24,977.08</b>
<b>103,773.07</b>	<b>105,209.62</b>		<b>TOTAL ASSETS</b>	<b>74,408.40</b>	<b>77,333.35</b>



LTI





**Auditor's Report on Quarterly Financial Results and Year to Date Results of the Company Pursuant to the Regulation 33 of the SEBI (Listing Obligations and Disclosure Requirements) Regulations, 2015**

**TO,  
THE BOARD OF DIRECTORS OF,  
SONA KOYO STEERING SYSTEMS LIMITED**


1. We have audited the accompanying statement of quarterly financial results of Sona Koyo Steering Systems Limited ('the Company') for the quarter ended March 31, 2017 and for the year ended March 31, 2017, attached herewith, being submitted by the Company pursuant to the requirement of Regulation 33 of the SEBI (Listing Obligations and Disclosures Requirements) Regulations, 2015. The quarterly financial results are the derived figures between the audited figures in respect of the year ended March 31, 2017 and the published year-to-date figures up to December 31, 2016, being the date of the end of the third quarter of the current financial year, which were subject to limited review. The financial results for the quarter ended March 31, 2017 and year ended March 31, 2017 have been prepared on the basis of the financial results for the nine-month period ended December 31, 2016, the audited annual financial statements as at and for the year ended March 31, 2017, and the relevant requirements of Regulation 33 of the SEBI (Listing Obligations and Disclosure Requirements) Regulations, 2015 which are the responsibility of the Company's management and have been approved by the Board of Directors of the Company. Our responsibility is to express an opinion on these financial results based on our review of the financial results for the nine-month period ended December 31, 2016 which was prepared in accordance with the recognition and measurement principles laid down in Accounting Standard (AS) 25 "Interim Financial Reporting", specified under section 133 of the Companies Act 2013 read with relevant rules issued thereunder and other accounting principles generally accepted in India; our audit of the annual financial statement as at and for the year ended March 31, 2017; and the relevant requirements of Regulation 33 of the SEBI (Listing Obligations and Disclosure Requirements) Regulations, 2015.
2. We conducted our audit in accordance with the auditing standards generally accepted in India. Those standards require that we plan and perform the audit to obtain reasonable assurance about whether the financial results are free of material misstatements. An audit includes examining, on a test basis, evidence supporting the amounts disclosed as financial results. An audit also includes assessing the accounting principles used and significant estimates made by management. We believe that our audit provides a reasonable basis for our opinion.



3. In our opinion and to the best of our information and according to the explanations given to us, these quarterly financial results as well as the year to date results:
- (i) are presented in accordance with the requirements of Regulation 33 of the SEBI (Listing Obligations and Disclosure Requirements) Regulations, 2015;
  - (ii) give a true and fair view of the net profit for the quarter ended March 31, 2017 and net profit for the year ended March 31, 2017 respectively and other financial information for such periods.
4. Further, read with paragraph 1 above, we report that the figures for the quarter ended March 31, 2017 represent the derived figures between the audited figures in respect of the financial year ended March 31, 2017 and the published year-to-date figures up to December 31, 2016, being the date of the end of the third quarter of the current financial year, which were subjected to a limited review as stated in paragraph 1 above, as required under Regulation 33 of the SEBI (Listing Obligations and Disclosure Requirements) Regulations, 2015.

PLACE: GURUGRAM  
DATED: 24<sup>th</sup> MAY, 2017

For S. P. PURI & CO.,  
CHARTERED ACCOUNTANTS  
FIRM REGISTRATION No. 001152 N



*Rh*  
(RAJIV PURI)  
PARTNER  
MEMBERSHIP No. 084318



**Auditor's Report on Quarterly Consolidated Financial Results and Year to Date Consolidated Financial Results of the Company Pursuant to the Regulation 33 of the SEBI (Listing Obligations and Disclosure Requirements) Regulations, 2015**

**TO,  
THE BOARD OF DIRECTORS OF,  
SONA KOYO STEERING SYSTEMS LIMITED**

1. We have audited the accompanying statement of consolidated financial results of Sona Koyo Steering Systems Limited ("the Holding Company") and its subsidiaries (the Holding Company and its subsidiaries together referred to as "the Group") and its associate company for the quarter ended March 31, 2017 and for the year ended March 31, 2017 ("the Statement"), being submitted by the Holding Company pursuant to the requirement of Regulation 33 of the SEBI (Listing Obligations and Disclosure Requirements) Regulations, 2015. The quarterly financial results are the derived figures between the audited figures in respect of the year ended March 31, 2017 and the published year-to-date figures up to December 31, 2016, being the date of the end of the third quarter of the current financial year, which were subject to limited review. The consolidated financial results for the quarter ended March 31, 2017 and year ended March 31, 2017 have been prepared on the basis of the consolidated financial results for the nine-month period ended December 31, 2016, the audited annual consolidated financial statements as at and for the year ended March 31, 2017, and the relevant requirements of Regulation 33 of the SEBI (Listing Obligations and Disclosure Requirements) Regulations, 2015 which are the responsibility of the Holding Company's management and have been approved by the Board of Directors of the Company. Our responsibility is to express an opinion on these consolidated financial results based on our review of the consolidated financial results for the nine-month period ended December 31, 2016 which was prepared in accordance with the recognition and measurement principles laid down in Accounting Standard (AS) 25 "Interim Financial Reporting", specified under section 133 of the Companies Act 2013 read with relevant rules issued thereunder and other accounting principles generally accepted in India; our audit of the annual consolidated financial statement as at and for the year ended March 31, 2017; and the relevant requirements of Regulation 33 of the SEBI (Listing Obligations and Disclosure Requirements) Regulations, 2015.
2. We conducted our audit in accordance with the auditing standards generally accepted in India. Those standards require that we plan and perform the audit to obtain reasonable assurance about whether the financial results are free of material misstatements. An audit includes examining, on a test basis, evidence supporting the amounts disclosed as financial results. An audit also includes assessing the accounting principles used and significant estimates made by management. We believe that our audit provides a reasonable basis for our opinion.



3. In our opinion and to the best of our information and according to the explanations given to us, and based on the consideration of the report of the other auditor on separate financial statements and the other financial information of a subsidiary referred to in paragraph 4 below, these quarterly consolidated financial results as well as the year to date results:

a. includes the results of the following entities:

Name of subsidiary	Relationship
Sona Fuji Kiko Automotive Limited	Subsidiary
JTEKT Sona Automotive Limited	Subsidiary
Sona Skill Development Centre Limited	Associate



b. are presented in accordance with the requirements of Regulation 33 of the SEBI (Listing Obligations and Disclosure Requirements) Regulations, 2015, as modified by Circular No. CIR/CFD/FAC/62/2016 DATED 5 July, 2016; and

c. give a true and fair view of the net profit for the quarter ended March 31, 2017 and net profit for the year ended March 31, 2017 respectively and other financial information for such periods.

4. We did not audit the financial statements and other financial information of one subsidiary, whose financial statements/financial information reflect total assets of Rs. 31569.15 lakhs as at March 31, 2017, total revenue of Rs. 18466.57 lakhs and Rs. 61206.28 lakhs, total net profit after tax of Rs. 1116.20 lakhs and Rs. 2616.64 lakhs for the quarter and year ended March 31, 2017, as considered in the consolidated financial results. These financial statements and other financial information have been audited by other auditor whose report have been furnished to us by the Management and our opinion on the consolidated financial results, in so far as it relates to the amounts and disclosures included in respect of this subsidiary is based solely on the report of the other auditor. Our opinion on the Statement is not modified in respect of the above matters with respect to our reliance on the work done and the report of the other auditor.

5. Further, read with paragraph 1 above, we report that the figures for the quarter ended March 31, 2017 represent the derived figures between the audited figures in respect of the financial year ended March 31, 2017 and the published year-to-date figures up to December 31, 2016, being the date of the end of the third quarter of the current financial year, which were subjected to a limited review as stated in paragraph 1 above, as required under Regulation 33 of the SEBI (Listing Obligations and Disclosure Requirements) Regulations, 2015.

PLACE: GURUGRAM  
DATED: 24<sup>th</sup> MAY, 2017

For S. P. PURI & CO.,  
CHARTERED ACCOUNTANTS  
FIRM REGISTRATION No. 001152 N  
  
  
( RAJIV PURI )  
PARTNER  
MEMBERSHIP No. 084318



24<sup>TH</sup> May, 2017

**The Corporate Relationship Department**  
**Mumbai Stock Exchange**  
1<sup>st</sup> Floor, New Trading Ring, Rotunda Building, P.J. Towers  
Dalal Street, Fort, Mumbai 400 001.

**National Stock Exchange of India Ltd.**  
Exchange Plaza, C-1, Block G  
Bandra – Kurla Complex, Bandra (E)  
Mumbai 400 051.

**Scrip Code - 520057**

**Symbol – SONASTEER; Series – EQ.**

**DECLARATION**

In terms of regulation 33(3)(d) of SEBI (Listing Obligations and Disclosure Requirements) Regulations, 2015 as amended by SEBI (Listing Obligations and Disclosure Requirements) (Amendment) Regulations, 2016, read with SEBI Circular No. CIR/CFD/CMD/56/2016 dated May 27, 2016, we hereby declare that M/s. S.P. Puri & Co., Chartered Accountants (FRN 001152N), the Statutory Auditors of the Company have issued an Audit Report with unmodified opinion on the audited financial results of the Company for the quarter and year ended 31<sup>st</sup> March, 2017 (both Standalone and Consolidated).

For **SONA KOYO STEERING SYSTEMS LIMITED**



**RAJIV CHANANA**  
**CHIEF FINANCIAL OFFICER**

**SONA KOYO STEERING SYSTEMS LTD.**

**Regd. Office :** UGF-6, Indra Prakash 21 Barakhamba Road New Delhi-110 001 India  
**Tel :** +91 11 2331 1924 / 2332 7205, **Telefax :** +91 11 2332 7205  
**CIN :** L29113DL1984PLC018415, **Website :** www.sonakoyosteering.com

**Works:** 38/6 Delhi-Jaipur Road, NH-8, Gurugram-122 001 Haryana India  
**Tel :** +91 124 468 5000, **Fax:** +91 124 410 4611 / 410 4621

