

May 30, 2017

**General Manager,**  
Listing Department,  
BSE Limited,  
P.J. Tower, Dalal Street,  
Mumbai 400 001

**Scrip Code No. 533177**

**Vice President,**  
Listing Department,  
National Stock Exchange of India Limited  
'Exchange Plaza', Bandra Kurla Complex,  
Bandra (East), Mumbai - 400 051

**Scrip Code No. IL&FSTRANS EQ**

Dear Sirs,

**Re: Presentation - Analysts Meet**

In accordance with Regulation 30 of the SEBI (Listing Obligations & Disclosure Requirements) Regulations 2015, please find enclosed the Presentation for the Analyst Conference Call scheduled today at 5.00 pm to discuss the Financial Results of the Company for the quarter and year ended March 31, 2017

The same has been uploaded on the Company's website

For IL&FS Transportation Networks Limited

  
Krishna Ghag  
Vice President &  
Company Secretary

Encl: As above

# IL&FS Transportation Networks Limited

Analyst Presentation – May 2017



This presentation has been prepared solely by IL&FS Transportation Networks Limited (“ITNL”) and does not constitute a prospectus or placement memorandum or an offer to acquire any securities. This presentation or any other documentation or information (or any part thereof) delivered or supplied does not and should not be deemed to constitute an offer.

No representation or warranty, express or implied is made as to, and no reliance should be placed on, the fairness, accuracy, completeness or correctness of such information or opinions contained herein. The information contained in this presentation is only current as of its date. Certain statements made in this presentation may not be based on actual historical information or facts, and may be “forward looking statements”, including without limitation those relating to the general business plans and strategy of ITNL, its future financial condition and growth prospects, future developments in its industry and its competitive and regulatory environment, and any other statements which contain words or phrases such as ‘will’, ‘expected to’, ‘horizons of growth’, ‘strong growth prospects’, etc., or similar expressions or variations of such expressions. These forward-looking statements involve a number of risks, uncertainties and other factors that could cause actual results, opportunities and growth potential to differ materially from those suggested by the forward-looking statements. These risks and uncertainties include, but are not limited to risks with respect to ITNL’s growth, business and the industry that it operates within.

ITNL reserves the right to alter, modify or otherwise change in any manner the content of this presentation, without obligation to notify any person of such revision or changes. This presentation cannot be copied and disseminated in any manner.

With references to projects and project companies, short names and brief descriptions are used which may not be representative of the actual description of the project or the name of the project company. These are used for brevity in the presentation and any person accessing such information may get further details of such project or project companies from other data available on the website of the company or other publicly available data

No person is authorized to give any information or to make any representation not contained in and not consistent with this presentation and, if given or made, such information or representation must not be relied upon as having been authorized by or on behalf of ITNL

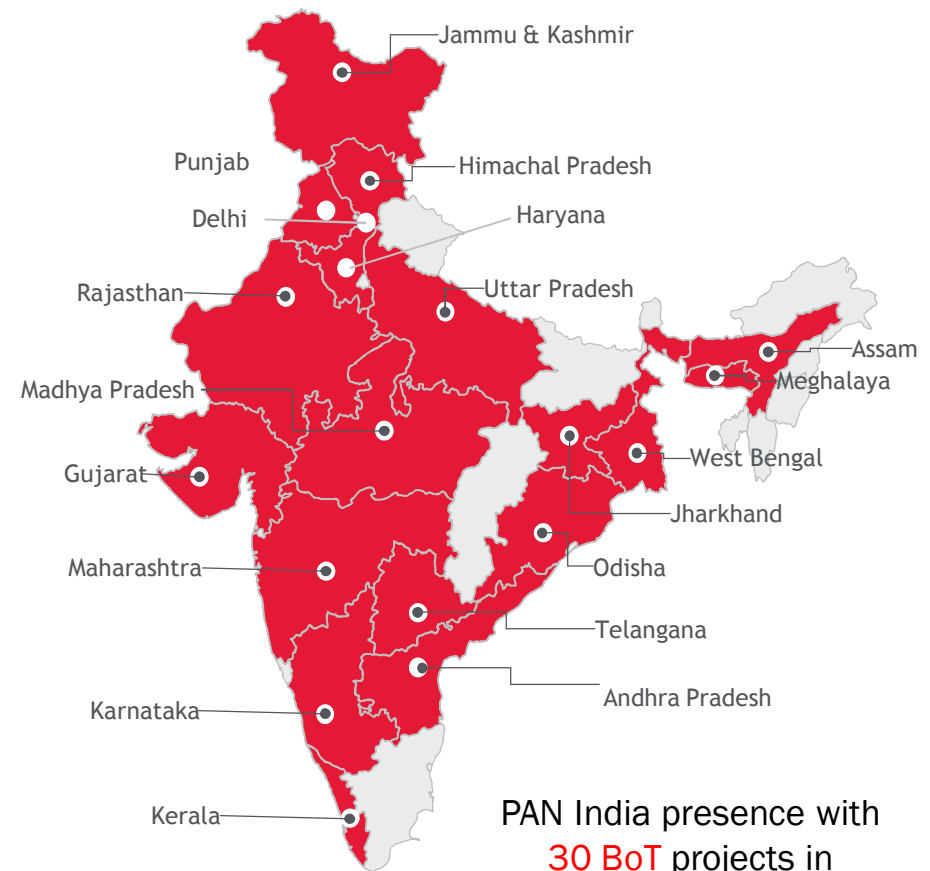
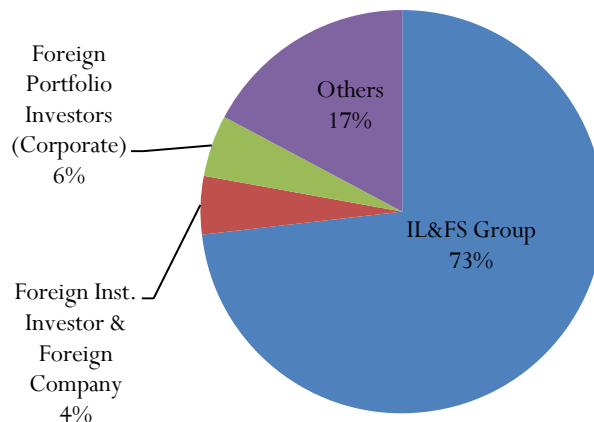
- Company Overview
- Portfolio – Road Projects
- Operational Highlights
- Financing Highlights
- Road Sector Opportunity
- Project Pipeline
- Order Book
- P&L Account Highlights
- Standalone Revenue & Expense
- Consolidated Revenue & Expense
- Revenue Collection On Operational Road Projects
- BOT Toll Revenue Growth
- Awards & Accolades
- IL&FS – Strong Parentage
- Board of Directors
- Road Projects
- Glossary

- IL&FS Transportation Networks Limited (ITNL) is a leading surface transportation infrastructure company and the largest private sector BoT road operator (in terms of lane kilometer) in India\*
- ITNL has a pan India presence with projects in several states in India
- Promoted by Infrastructure Leasing and Financial Services Limited (IL&FS) in the year 2000
- ITNL has 14,016 lane km under its road assets portfolio comprising a mix of Toll & Annuity based projects
- Has presence in other sub sectors viz. mass rapid transport system, urban transportation infra system, car parking and border check post systems
- ITNL's International operations are primarily in the road segment and spread across Spain, Portugal, Latin America, UAE and China

\* ICRA Report

## Shareholding Pattern

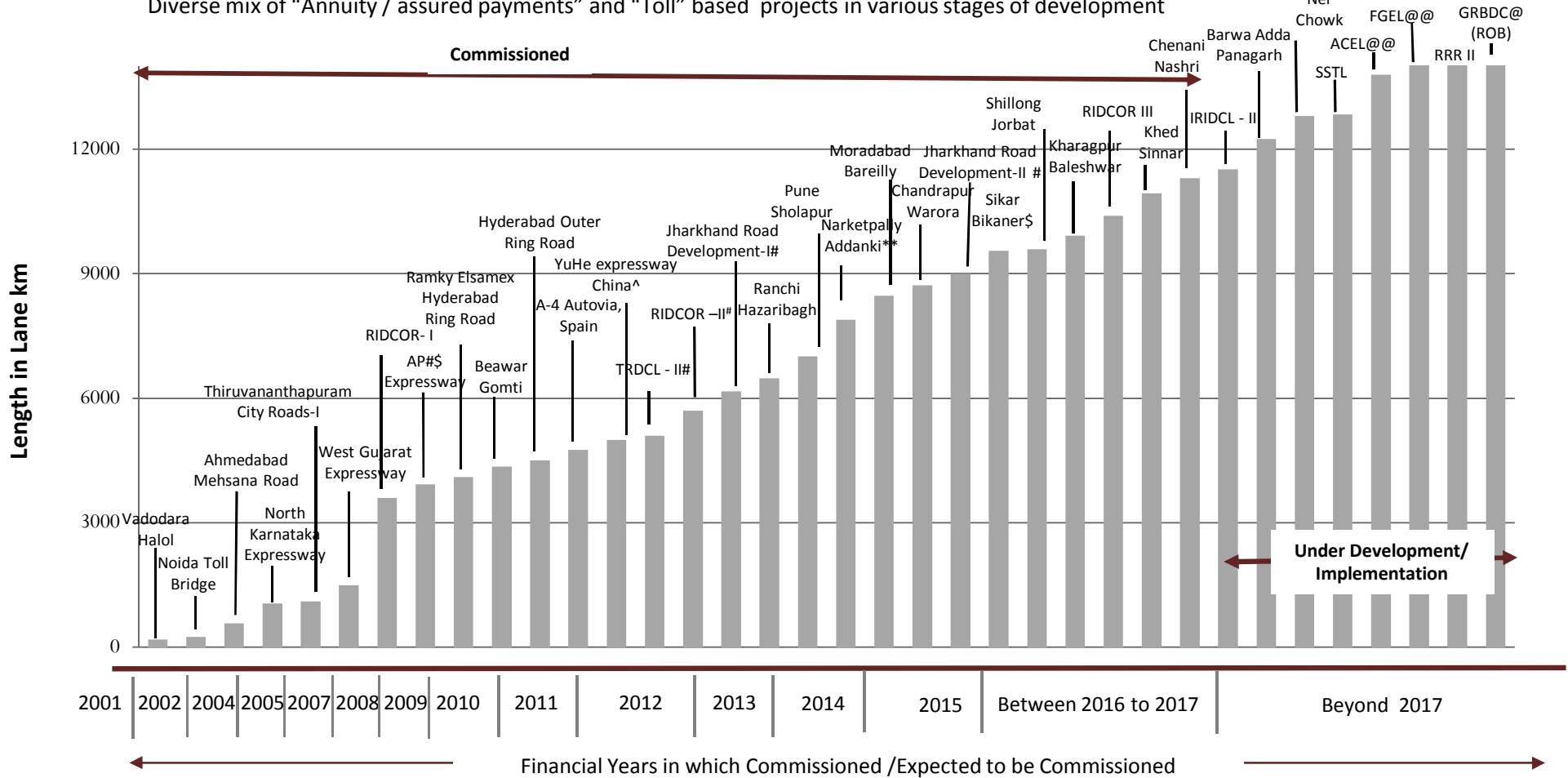
(May 21, 2017)



PAN India presence with **30 BoT** projects in several States

■ States with ITNL Presence

- ~ Diverse BOT portfolio of 30 road projects covering 14,016 lane km spread across several states in India
- ~ Diverse mix of “Annuity / assured payments” and “Toll” based projects in various stages of development



# Partly commissioned ^ The operational project was acquired in Dec, 2011

**ITNL is one of the largest\* Private Sector BOT Road operator in India**

~ As per ICRA Report - Aug 2015; \*\* Received Provisional Completion Certificate as on January 02, 2014 @Appointed date / Financial closure yet to be finalised.  
 ~ @@ SPV formation / Appointed Date / Financial closure pending \$ Have received PCC as on October 10, 2015 #SDivested 100% Stake

- Of our 35 total projects, **operational projects** are 27 (**23 road projects**)
- Total road lane kms: **14,016 lane kms**
- Received **commercial operation date (COD)** for:
  - Chenani Nashri Tunnelway Ltd (CNTL) - March 8, 2017
  - Khed Sinnar Expressway Ltd (KSEL) - January 31, 2017
  - Rapid Metro South Extension Ltd (RMGSL) - March 31, 2017
- Commenced construction in **GRBDCL, JIICL, ACEL and FSEL**
- **4 EPC projects** with a total project cost of **₹ 920 crores**
- Received Letter of Award for:
  - 2 combined package projects in Madhya Pradesh with a total project cost of **₹ 374 crores**
  - 1 project in Madhya Pradesh with a total project cost of **₹ 175 crores**
- **Order Book** (proportionate to our stake) currently stands at (i) BOT - **₹ 11,810 crores**, (ii) EPC - **₹ 541 crores** and (iii) International - **\$ 257 million**



**Mr. Narendra Modi** has inaugurated **India's longest highway tunnel, Chenani Nashri Tunnelway Ltd** on April 2, 2017



- “ Length of tunnel: **9Km**
- “ Annuity: **₹ 635 crores**
- “ Commercial operations date: **March 8, 2017**



## Khed Sinnar Expressway Limited



## Rapid Metro Gurgaon South Extension Limited



- “ Length of road: **557 Lane km**
- “ Commercial operations date: **January 31, 2017**
- “ Toll Project with staggered Toll Plazas

- “ Length: **7 km**
- “ Commercial operations date: **March 31, 2017**
- “ Concession Period: **98 years**

- Post Financial Closure, **successfully down-sold** senior debt to a wider group of banks:
  - ₹ 1,100 crores** - Khed Sinnar Expressway Limited
  - ₹ 1,440 crores** - Barwa Adda Expressway Limited
- Refinanced debt in 3 projects (2 Annuity & 1 Toll) by issue of Non Convertible Debentures/term loans

Project Name	Project Type	Total Debt (₹ crore)	Interest saving achieved (bps)
HREL	Annuity	715	282
MBEL	Toll	1,712	202
JRPICL	Annuity	1,730	205

- Raised **₹ 750 crores** at **ITNL** by issuance of Rated, Listed, Redeemable Non Convertible Debentures
- Long term bank loans/facilities continue to be rated **"A"** & Short term facilities rated **"A1"** by CARE, ICRA & India Ratings
- Improving Debt Maturity Profile:

Stand-alone Debt Profile *	FY17	%	FY16	%
Long Term Borrowings	8,566	73.40	6,452	65.94
Short Term Borrowings	3,105	26.60	3,333	34.06
<b>TOTAL BORROWINGS</b>	<b>11,671</b>		<b>9,785</b>	

\* The results for the year ended March 31, 2016 have been regrouped / restated as per Ind AS and are comparable on like to like basis

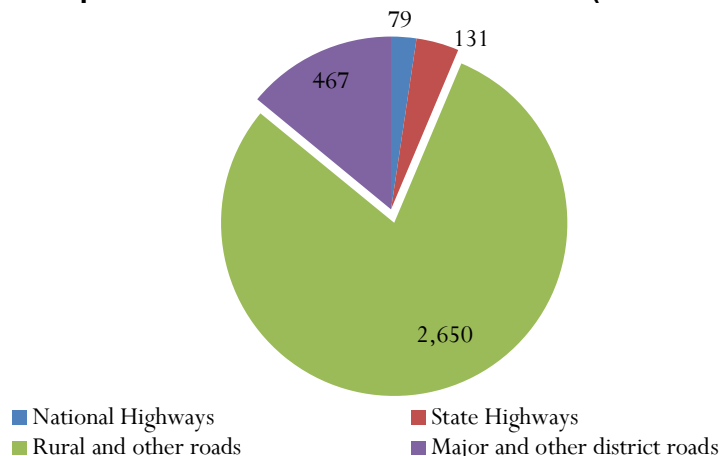
**~ 11,622 km of awards pending under NHDP**

Program	To be awarded (in Km)
NHDP-III	1,747
NHDP-IV	6,495
NHDP-V	3,380
<b>Total</b>	<b>11,622</b>

Source: [www.nhai.org](http://www.nhai.org) updated as on February 27, 2017

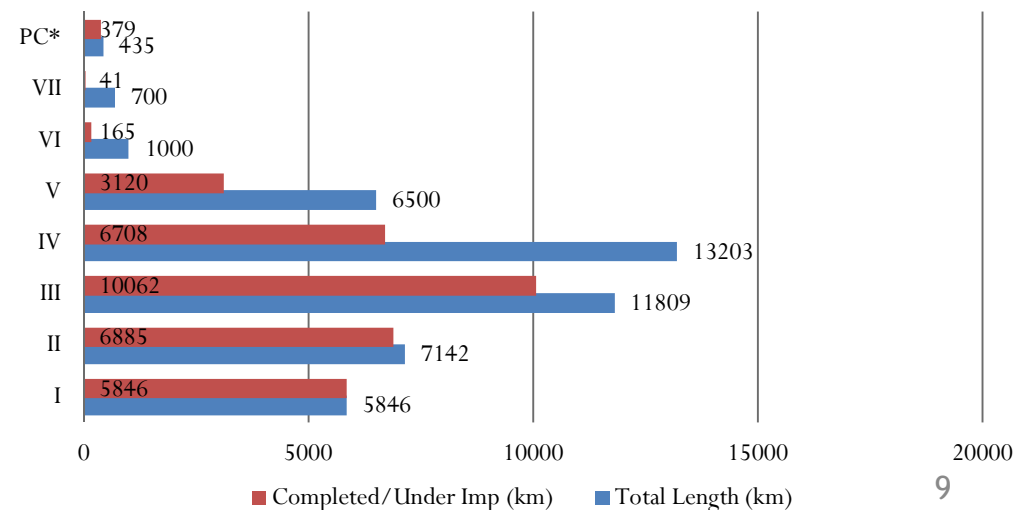
- “ India’s road network increased to **4.2 million km** from 3.3 million km
- “ Only 25% of National Highways are four/six/eight lane. The NHDP was formed for improving more than 49,260 km of arterial routes of NH network to international standards
- “ The government has allocated ~₹ 4tn to infrastructure in the Union Budget 2017-2018 and more than half was allocated to transportation
- “ National highways, which comprise 2% of the total network, carry 40% of the traffic; are overloaded at many places or corridors

**Composition of the Indian Road Sector – ('000 kms)**



Footnote: Data given in point 2 is from 13<sup>th</sup> Finance Commission

**NHDP Overall Progress**



\* Port Connectivity

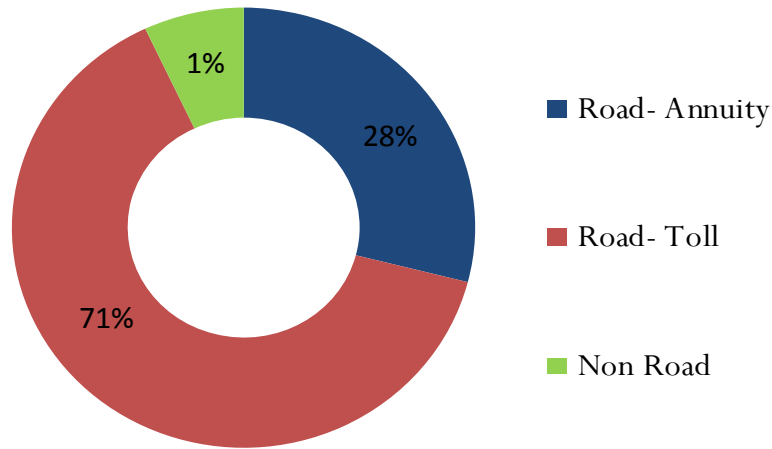
As on May 25, 2017

BID PIPELINE						
	RFP Stage (Post Qualification)			RFQ Stage (Pre Qualification)**		
	Projects	Length (km)	Cost (INR Cr)	Projects	Length (km)	Cost (INR Cr)
NHAI	5	349	8,344	1	124	7,523
MORTH	4	245	3,500	-	-	-
STATE*	12	1,112	19,748	1	701	27,650
<b>Total</b>	<b>21</b>	<b>1,706</b>	<b>31,592</b>	<b>2</b>	<b>825</b>	<b>35,173</b>

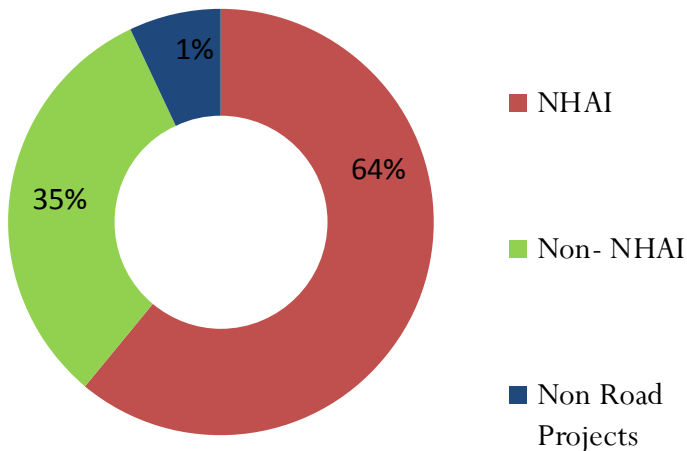
\* Projects clubbed under State Authorities include Road, Rail and Metro Rail projects

\*\* High Cost Expressways

## BOT Order book - Project Type



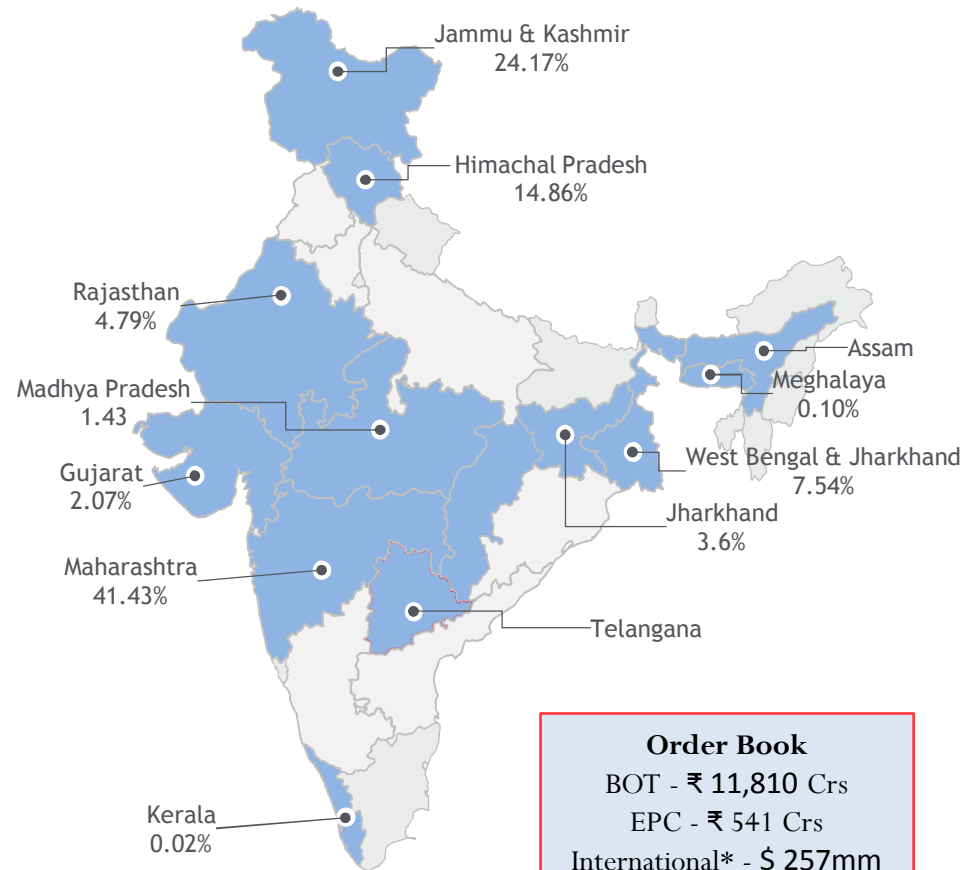
## BOT Order book - Sourcing



Order book details as of March 31, 2017

\* Excludes Elsamex \*\* Excludes Preference Shares

## BOT Order book - Geographic Spread





**Order Book**  
BOT - ₹ 11,810 Crs  
EPC - ₹ 541 Crs  
International\* - \$ 257mm

~ Incremental Equity Commitment for existing projects is ₹ 1,092 Crore

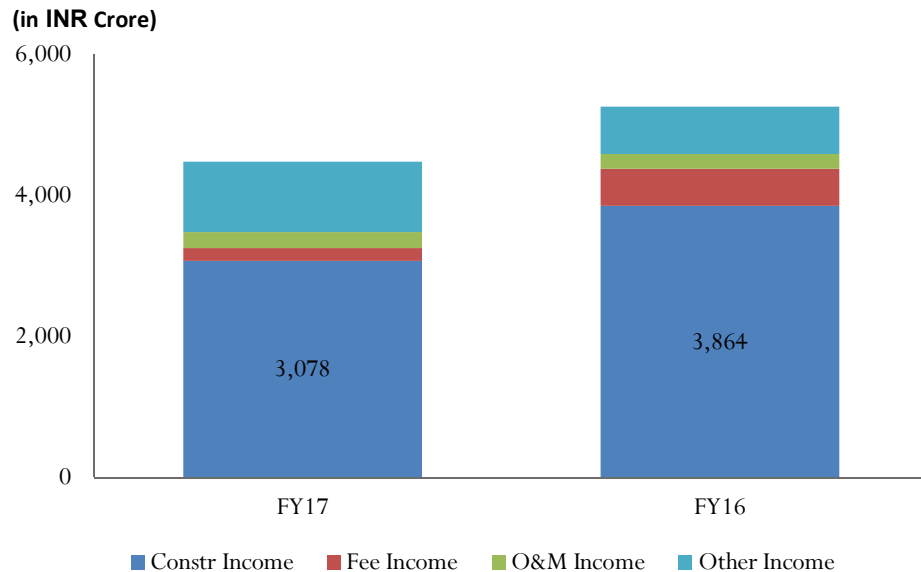


(All figures in INR Crore)

Key Parameters	Consolidated			Standalone		
	FY17	FY16	% Change	FY17	FY16	% Change
Revenue	<b>7984</b>	8036	-1%	<b>3401</b>	4382	-22%
Other Income	<b>417</b>	321	30%	<b>1000</b>	669	49%
EBITDA	<b>3577</b>	2843	26%	<b>1588</b>	1099	45%
EBITDA Margin	<b>43%</b>	34%		<b>36%</b>	22%	
Interest	<b>3086</b>	2574	20%	<b>1378</b>	1212	14%
Depreciation	<b>366</b>	196.4	86%	<b>14</b>	9.54	45%
Profit Before Tax	<b>125</b>	72	73%	<b>196</b>	-123	
<b>PAT (owners share)</b>	<b>149</b>	122	59%	<b>236</b>	-97	

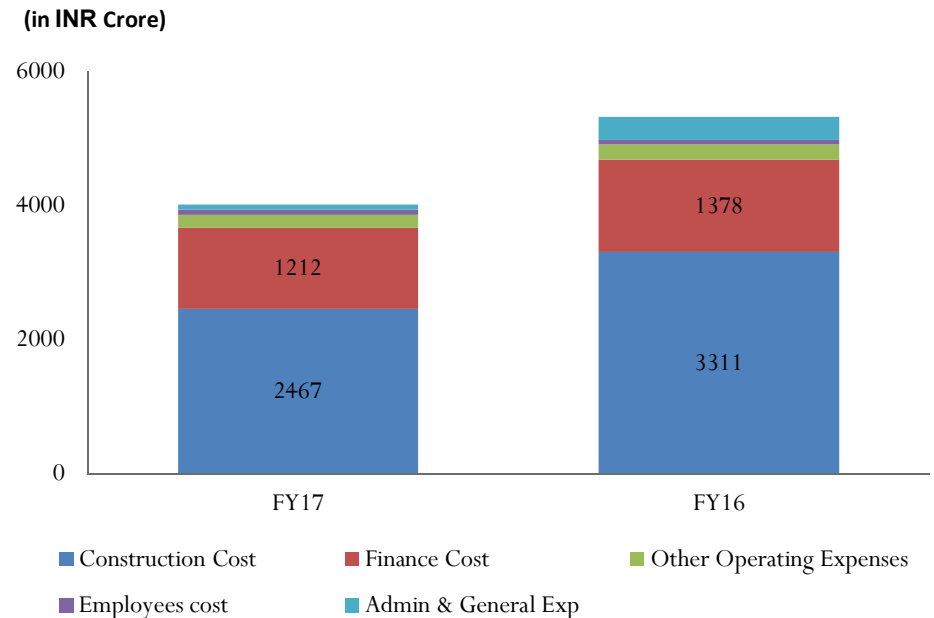
Results for the year ended March 31, 2017 are in compliance with Indian Accounting Standards ("Ind AS") notified by the Ministry of Corporate Affairs. The results for the year ended March 31, 2016 have been regrouped / restated as per Ind AS and are comparable on like to like basis

## Revenue



- “ Revenue from operations is lower on account of lower construction income due to major projects achieving completion and construction work for new projects just commencing coupled with lower fees
- “ Other operating income includes dividend, interest on loans and profit on sale of investments
- “ Revenue is net of fair value adjustments

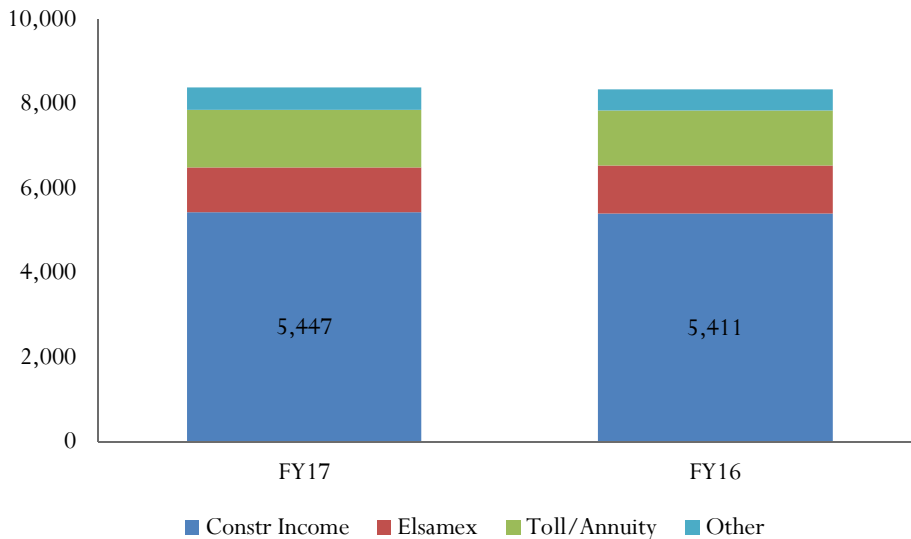
## Expenses



- “ Lower construction cost on account of savings achieved in execution resulting in improved construction margins and higher EBITDA
- “ Marginal decline in average cost of borrowings reflected in interest savings in Q4FY17
- “ Admin & General expenses are net of unwinding for expected credit losses on financial assets

## Revenue

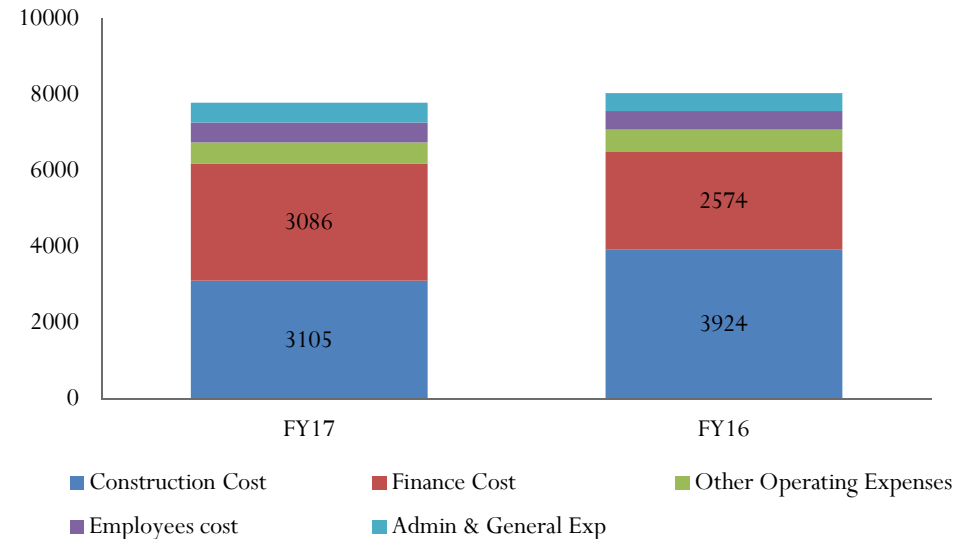
(in INR Crore)



- “ Marginal growth in total Income from operations
- “ Lower construction income due to major projects achieving completion and construction work for new projects just commencing
- “ Toll revenue/user fee income for the year has increased by 32% as compared to the previous year on the back of:
  - “ Good traffic growth in existing projects
  - “ Full/partial commencement of operation in SBHL and KSEL
  - “ Traffic growth: Q4FY17 vs Q3FY17 – 7.5% and FY17 vs FY16 –5%

## Expenses

(in INR Crore)



- “ Higher savings in construction cost leading to better construction margins
- “ Higher financing cost due to additional draw-downs, new capitalizations and IndAS adjustments
- “ Effect of refinancing on the interest cost will be fully reflected in FY18
- “ FY17 EBITDA at ₹ 3,577 crores a growth of 26% on yoy basis
- “ OCI mainly comprises of FCTR (Foreign Currency Translation Reserves) and cash-flow hedge reserves

# Reconciliation – IGAAP to IndAS (Standalone results)

₹ crore

Particulars	Profit & Loss	Equity
	Year ended	As at
	March 31, 2016	March 31, 2016
	(Audited)	(Audited)
<b>Net profit (after tax) / Equity under previous GAAP</b>	<b>173.49</b>	<b>4,309.72</b>
Dividend on Preference shares classified as Finance Costs	(99.92)	NA
Adjustment for recognising revenue at fair value	(216.11)	(216.11)
Provision for expected credit losses on trade receivables	120.94	(149.71)
Provision for expected credit losses on loans and other financial assets	(179.30)	(705.50)
Net loss on fair value of investments in subsidiary and associates	-	(310.12)
Others	0.92	4.93
Deferred tax on above adjustments	102.56	439.49
<b>Net loss (after tax)</b>	<b>(97.42)</b>	-
Other Comprehensive Income (after tax)	(0.13)	-
<b>Total Comprehensive Loss (after tax) / Equity under Ind AS</b>	<b>(97.55)</b>	<b>2,706.23</b>

# Reconciliation – IGAAP to IndAS (Consolidated results)

₹ crore

Particulars	Profit & Loss	Equity
	Year ended	As at
	March 31, 2016	March 31, 2016
<b>Net profit (after tax) / Equity under previous GAAP*</b>	<b>311.54</b>	<b>6,693.35</b>
Proposed equity dividend reversed (including Dividend Distribution Tax)	-	81.30
Preference share with premium	-	(745.73)
Dividend on Preference shares classified as Finance Costs	(99.92)	-
Adjustment for service concession accounting	41.95	(955.72)
Impairment of intangible asset (SCA) in accordance with Ind AS 101	-	(466.00)
Ind AS 109 adjustment on financial assets and liabilities	(147.70)	(202.13)
Adjustment for recognising revenue and cost at fair value on initial recognition	(89.71)	(89.71)
Deferred tax on above adjustments	67.31	11.25
Ind AS adjustments of joint venture and associate companies	(30.59)	(98.22)
Others (including non-controlling interest)	34.06	519.71
<b>Net profit (after tax)</b>	<b>86.94</b>	<b>NA</b>
Other Comprehensive Income (after tax)	67.65	-
<b>Total Comprehensive income (after tax) / Equity under Ind AS*</b>	<b>154.59</b>	<b>4,748.10</b>



# Revenue Collection on Operational Road Projects

Toll Projects under Operation	Not adjusted for ITNL's stake		Average Daily Toll Collection	
	In Q4 FY 17	In Q3 FY 17	In Q2 FY 17	In Q1 FY 17
GRICL (Gujarat)	0.42	0.41	0.37	0.41
Mega Highways – Rajasthan*	1.00	0.60	0.80	0.80
Mega Highways – Rajasthan II & III*	0.32	0.19	0.25	0.18
Rajkot to Jetpur – Gondal (Gujarat)	0.15	0.16	0.14	0.15
Beawer Gomti (Rajasthan)	0.08	0.09	0.08	0.07
Yu He Expressway	1.31	1.27	1.39	1.32
A4 Autovia (Spain)	0.32	0.30	0.33	0.32
Baleshwar Kharagpur	0.20	0.20	0.17	0.17
Pune Solapur	0.33	0.32	0.29	0.30
NAMEL	0.40	0.38	0.42	0.42
Barwa Adda**	0.21	0.18	0.19	0.20
Moradabad Bareilly	0.49	0.46	0.46	0.55
Warora Chandrapur	0.11	0.12	0.10	0.10
Sikar Bikaner	0.13	0.13	0.09	0.09
Khed Sinnar	0.08			

Operational Annuity Projects	Annuity receivable Per Annum	Per day
Maharashtra Border to Belgaum (Karnataka)	101	0.28
Thirvananthapuram City Roads (Kerala)	38	0.10
East Hyderabad Expressway Limited	67	0.18
Hazaribaugh Ranchi Expressway Limited	128	0.35
Jharkhand Road Project Implementation Company LTD	349	0.96
Jorabat Shillong Expressway Limited	145	0.40
Chenani Nashri Tunnelway Limited	635	1.74

**Total Gross Average Daily Collection from toll and annuity has been around INR 9.55 Crore**

\*\* Project is under Construction

Sr.No	Name of the Project	Toll Revenue start date	(INR in Crore)				
			2012-13	2013-14	2014-15	2015-16	2016-17
1	Ahmedabad Mehsana Road (Gujarat)	Feb-03	107	108	120	129	151
2	Vadodra Halol Road (Gujarat)	Oct-00					
3	Mega Highways - Rajasthan (Ph - I)	Mar-08	166	184	189	223	290
4	Mega Highways - Rajasthan (Ph – II & III)	Oct-11	41	53	60	66	91
5	Rajkot to Jetpur - Gondal (Gujarat)	May-08	46	48	53	54	55
6	Beawer Gomti (Rajasthan)	Aug-10	18	21	23	27	28
7	Baleshwar Kharagpur	Dec -15		43	47	57	63
8	Pune Solapur	Aug -13		37	71	84	107
9	NAMEL	Mar -14		9	145	142	148
10	Barwa Adda	Apr – 14			45	59	67
12	Moradabad Bareilly	Jan -15			38	170	187
13	Warora Chandrapur	Dec -15			10	37	41
14	Sikar Bikaner	Oct –15				16	23
15	Khed Sinnar	Jan -17					7
<b>Total</b>			<b>467</b>	<b>602</b>	<b>905</b>	<b>1176</b>	<b>1258</b>

## Golden Peacock Award



ITNL has been declared as the Winner of **“Golden Peacock Award for Corporate Social Responsibility”** for the year 2016

## Tunnelling Project of the Year

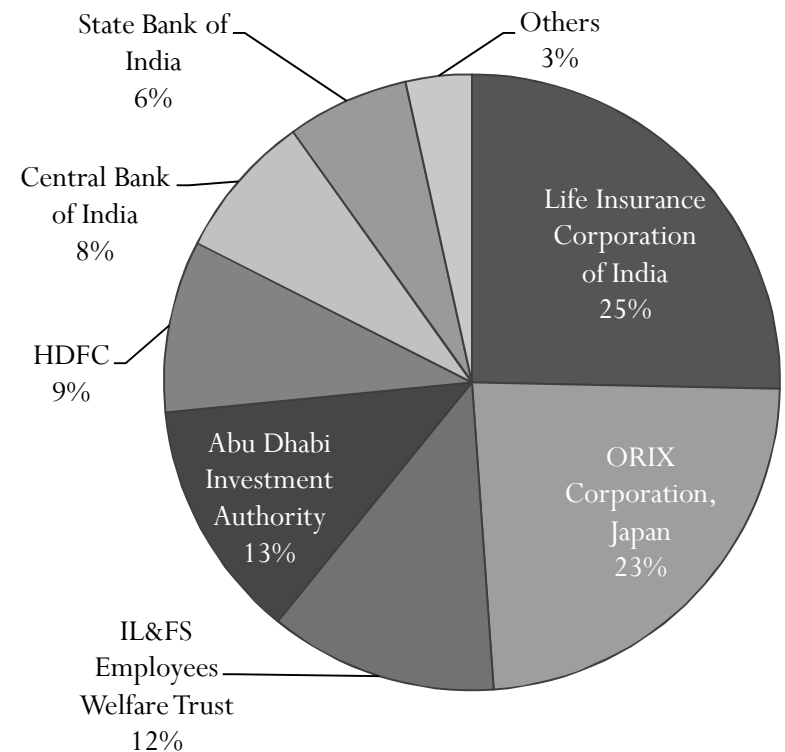


Tunnelling Association of India (TAI) has conferred the **“TAI Tunnelling Project of the Year Award”** to ITNL for execution of **CNTL**

## IL&FS Overview

- Incorporated in 1987 as a JV between the Central Bank of India (CBI), Housing Development Finance Corporation Limited (HDFC) and Unit Trust of India (UTI) to commercialize infrastructure projects and work with public & private sector project sponsors
  - Offers a full range of financial, project development and management services including investment banking, project financing, project development, management and implementation, asset management, corporate advisory and back office services through Group companies
  - Identifies need-driven projects including roads, bridges, power, ports, water supply, area development which can be commercially viable and works on structural / financial solutions to enhance project viability
- Has expertise across diverse sectors such as transportation, area development, cluster development, finance, power, ports, water and waste management, urban infrastructure, environment, education and tourism
  - Track record of promoting and financing public infrastructure projects in India for over 25 years
- Strategic relations with Governments of 17 states across India and on-going relationships with various departments of the Central Government
  - Benefits to ITNL in negotiating bilateral contracts with state and central government entities when such bodies are seeking customized proposals

## Our Parent Shareholding IL&FS Shareholding



## Independent Directors

Name	Designation / Background
Mr Deepak Dasgupta	Chairman; Former Chairman, NHAI
Mr RC Sinha	Former Vice Chairman & MD, Maharashtra Airport Development Company Limited
Mr HP Jamdar	Former Principal Secretary, Government of Gujarat
Ms Neeru Singh	Former Indian Administrative Officer

## Non-Independent Directors

Name	Designation
Mr Ravi Parthasarthy	Chairman, IL&FS
Mr Hari Sankaran	Vice Chairman and MD, IL&FS
Mr Arun K Saha	Joint Managing Director & CEO, IL&FS
Mr Pradeep Puri	Former Indian Administrative Officer
Mr K Ramchand	Managing Director
Mr Mukund Sapre	Executive Director



**K. Ramchand**  
Managing Director

- He has over 32 years of experience in urban and transport infrastructure development sector

**Mukund Sapre**  
Executive Director

- He has over 28 years of experience in the industry

**Harish Mathur**  
Technical Director

- Has over 33 years of experience in various road construction projects

**Dilip Bhatia**  
Chief Financial Officer

- He has over 24 years of experience in Finance, Operations, investor relations and Business development.

**S C Mittal**  
Chief Executive

- He has over 30 years of experience in the industry

**Krishna Ghag**  
VP & Company Secretary

- He has over 30 years of experience in the industry. He is the compliance officer, legal adviser, Company Secretary and Head – Investor Relations

# Road Projects

Name of Project	North Karnataka Expressway Limited (NKEL)	West Gujarat Expressway Limited (WGEL)	Noida Toll Bridge (NTBCL)	Vadodara Halol Toll Road (GRICL)	Ahmedabad - Mehsana Road (GRICL)
Authority	NHAI	NHAI	NOIDA	Govt. of Gujarat	Govt. of Gujarat
State	Karnataka	Gujarat	Delhi & Noida	Gujarat	Gujarat
Concession Type	Annuity	Toll	Toll	Toll	Toll
Project (Lane Km)	472	389	60	523	
Project Cost (Rs Cr)	600	276	589	466	
Debt Outstanding as at March 31, 2017 (Rs. Cr) (Long Term )	102	131.6	45	280	
GRANT (Rs. Cr)	-	18 (Premium)	-	-	
Date of Commencement of Commercial Operation	July 19, 2004	March 17, 2008	Feb 07, 2001	Oct 24, 2000	Feb 20, 2003
Concession Period	17.5 years	20 Years	30 years (extendable)	30 years (extendable)	30 years (extendable)
Description	4 laning of the section of the Belgaum to Maharashtra Border on BOT (Annuity) basis	Widening / Improvement of the Rajkot – Jeptur - Gondal Section from 2 lane to 4 lane; on National Highway No. 8 B in state of Gujarat	Development of a toll bridge and approach roads connecting Delhi to NOIDA on BOT basis	Development of Vadodara Halol road SH 87 with service road in the state of Gujarat on BOOT Basis	Development of Ahmedabad Mehsana Road (SH-41 and 133) in the state of Gujarat on BOOT Basis

Name of Project	Thiruvananthapuram City Roads (Phase I & II) (TRDCL)	Narketpally - Addanki (NAMEL)	Mega Highways Project Rajasthan (RIDCOR) Phase I & II
Authority	KRFB	Govt. of Andhra Pradesh	Govt. of Rajasthan
State	Kerala	Andhra Pradesh	Rajasthan
Concession Type	Annuity	Toll	Toll
Project (Lane Km)	119.47	888	2705
Project Cost (Rs Cr)	360 (Total TRDCL Cost)	1910	2255
Debt Outstanding as at March 31, 2017 (Rs. Cr) (Long Term )	83 (Total TRDCL Debt)	1018	2184
GRANT (Rs. Cr)	-	467	215 (Interest free loan from GOR)
Date of Commencement of Commercial Operation	Phase I - Nov 15, 2006 Phase II - Feb 22. 2012	Provisional Completion Certificate – 2 Jan 2014	Various Dates
Concession Period	17.5 Years	24 years	32 Years
Description	Thiruvananthapuram City Roads Improvement Project	4-Laning of Narketpally – Addanki – Medarametla Road (SH-2) in Andhra Pradesh on DBFOT (Toll) basis	Improvement of following project road stretches - Phalodi to Ramji ki Gol, Hanumangarh to Kishangarh, Alwar to Sikandra, Lalsot to Kota and Baran to Jhalawar of Phase I & Alwar to Bhiwadi Arjunsar to Pallu Hanumangarh to Sangaria Jhalawar to Jhalawar Road Khushkheda to Kasola Chowk of phase II

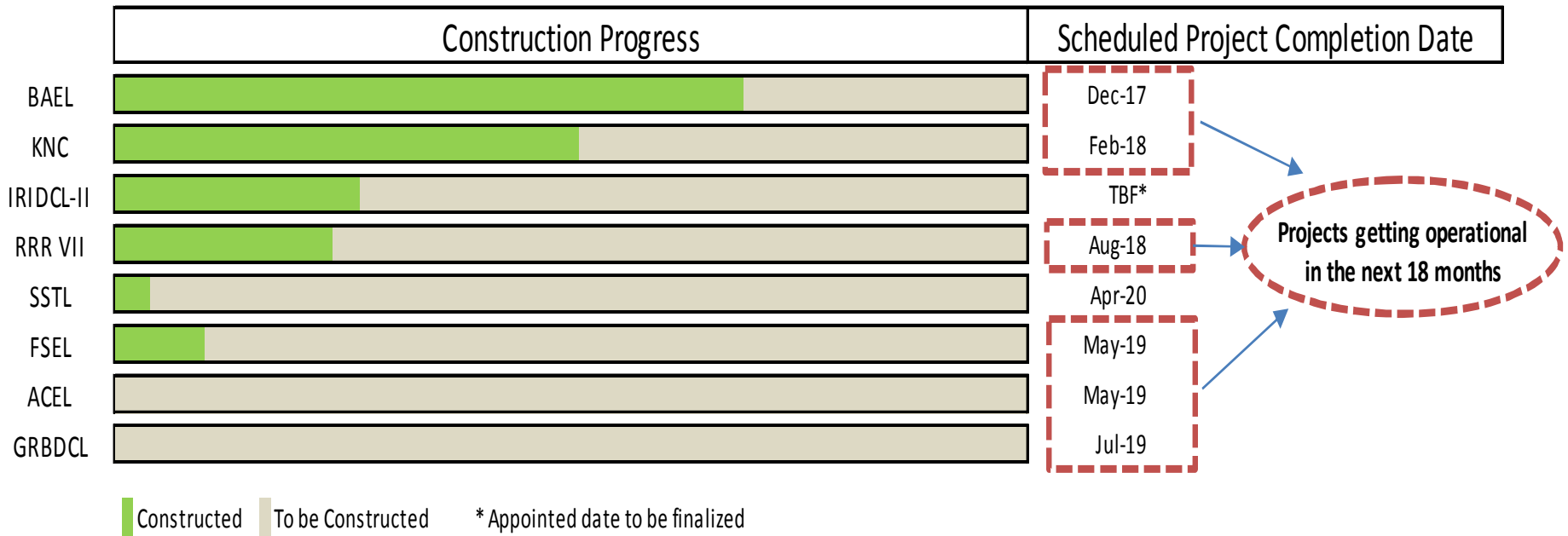
Name of Project	East Hyderabad Expressway Ltd (EHEL)	Jharkhand Accelerated Road Development Programme (JRPICL)	Hazaribagh Ranchi Expressway Limited (HREL)	Pune Sholapur Road Development Company Limited (PSRDCL)
Authority	HUDA	GOJ	NHAI	NHAI
State	Andhra Pradesh	Jharkhand	Jharkhand	Maharashtra
Concession Type	Annuity	Annuity	Annuity	Toll
Project (Lane Km)	173	664	319	571
Project Cost (Rs Cr)	472	2553	1132	1963
Debt Outstanding as at March 31, 2017 (Rs. Cr) (Long Term )	118	2094	739	1102
GRANT (Rs. Cr)	78	-	-	285
Date of Commencement of Commercial Operation	March-2011	RRR- 21 September, 2012 RPR I – 12 October, 2012 RPR II- April 2014 AdityaPur Kandra – 31 Jan 2013 CKC – 30 Nov 2014	Sept 2012	PCC on Aug 23, 2013 COD on Feb 3, 2016
Concession Period	15 Years	RRR- 17.5 Year RPR I – 17.5 Year RPR II – 17.5 Year AdityaPur Kandra –15.75 Year CKC – 18.3 Year	18 Years	20 Years
Description	8 – Laning Outer Ring Road in Hyderabad from Pedda Amberpet to Bongalur on BOT (Annuity) basis	Improvement works of Jharkhand Roads - Ranchi Ring Road - Ranchi Patratu -Four Laning of Adityapur-Kandra and Patratu to Ramgarh Road - Two lanning of Chaibasa Kandra Chowka	4 laning of Hazaribagh – Ranchi Section Of NH-33 in State Of Jharkhand On BOT (Annuity) Basis	4 laning of Pune - Sholapur Section of NH-9 from in the state of Maharashtra under NHDP phase III on DBFOT basis.



Name of Project	Beawar Gomti Road (IRIDCL)	Moradabad to Bareilly (MBEL)	Chandrapur Warora (WCBTRL)	Sikar Bikaner
Authority	Department of Road Transportation and Highways, GOI	NHAI	PWD, Maharashtra	PWD, Rajasthan
State	Rajasthan	Uttar Pradesh	Maharashtra	Rajasthan
Concession Type	Toll	Toll	Toll	Toll
Project (Lane Km)	248	522	275	540
Project Cost (Rs Cr)	351	3066	689	901
Debt Outstanding as at March 31, 2017 (Rs. Cr) (Long Term )	163 (For IRIDCL I & II)	1030	331	398
GRANT (Rs. Cr)	39	443	176	247
Date of Commencement of Commercial Operation	Oct-2009	Jan - 2015	Dec - 2014	Oct 2015
Concession Period	30 Years	25 years	30 years	25 years
Description	Widening of 2-lane road to 2-lane + Paved Shoulder in Beawar – Gomti Section of NH- 8 in the State of Rajasthan on DBFOT (Toll) Basis	4 Laning Of Moradabad Bareilly Section in Uttar Pradesh	4 Laning of Warora Chandrapur Ballarpur Bamni road in Maharashtra on DBFOT basis	Development and Operation of Two laning of Sikar Bikaner Section in Rajasthan

Name of Project	Jorabat Shillong (JSEL)	Baleshwar Kharagpur Road (BKEL)	Mega Highways Project, Rajasthan (RIDCOR) III	Thiruvananthapuram City Roads (Phase II & III) (TRDCL)
Authority	NHAI	NHAI	Govt. of Rajasthan	KRFB
State	Assam & Meghalaya	West Bengal & Orissa	Rajasthan	Kerala
Concession Type	Annuity	Toll	Toll	Annuity
Project (Lane Km)	262	477	362	39
Project Cost (Rs Cr)	824	660	449	Included in TRDCL Cost Above
Debt Outstanding as at March 31, 2017 (Rs. Cr) (Long Term )	650	482	298	Included in TRDCL Loan Above
GRANT (Rs. Cr)	-	35 (Premium)	127 (Interest Free Loan from GOR)	119 (Award)
Date of Commencement of Commercial Operation	Jan 2016		June 2016	May 2016
Concession Period	20 years	24 years	32 years	15 years
Description	4 Laning of Jorabat-Shillong (Barapani) section of NH-40 in Assam & Meghalaya on a DBFOT (Annuity) basis	Construction of New Structures & Repair of existing Four Lane NH from Kharagpur to Baleshwar (NH-60) in Orissa and West Bengal on DBFOT (Toll) Basis	Improvement of following project road stretches aggregating 181.07 km - Mathura (UP border) to Bhadoti and Rawatsar to Bhadra on BOT (Toll) Basis	Thiruvananthapuram City Roads Improvement Project

Name of Project	Chennani - Nashri (CNTL)	Khed Sinnar
Authority	NHAI	NHAI
State	Jammu & Kashmir	Maharashtra
Concession Type	Annuity	Toll
Project (Lane Km)	38	557
Project Cost (Rs Cr)	5269	2015
Debt Outstanding as at March 31, 2017 (Rs. Cr) (Long Term )	3942	1129
GRANT (Rs. Cr)	-	297
Date of Commencement of Commercial Operation	March 2017	Jan 2017
Concession Period	20 years	20 years
Description	4 Lanning of Chenani to Nashri section of NH-1A including 9 Km long tunnel on DBFOT (Annuity) basis in Jammu and Kashmir	Four-Laning of Khed -Sinnar Section of NH-50 from 42.000 km to 177.000 km in the State of Maharashtra under NHDP Phase IV B on DBFOT Basis



*Indicates Physical Progress*

Name of Project	Kiratpur Ner Chowk (KNEL)	Barwa Adda Panagarh	Beawer Gomti (Additional)
Authority	NHAI	NHAI	MoRTH
State	Himachal Pradesh	Jharkhand & West Bengal	Rajasthan
BOT Type	Toll	Toll	Toll
Project (Lane Km)	327	727	216
Project Cost (Rs Cr)	2291	2452	1387
Debt Outstanding as at March 31, 2017 (Rs. Cr) (Long Term )	1296	1629	Included in IRIDCL loan above
GRANT (Rs. Cr)	135	42 (Premium)	39
Appointed Date	Nov-2013	April-2014	Financial closure pending
Expected Construction Completion Date	Feb-2018 IE Recommended Extension of Time by 15 Months	October-2016 IE Recommended revised completion time to December 2017	-
Concession Period	28 years	20 years	30 Years
Description	Four laning of Kiratpur-Ner Chowk section of NH 21 in Himachal Pradesh on BOT (Toll)	Six-Laning of Barwa-Adda-Panagarh Section of NH-2 including Panagarh Bypass in the States of Jharkhand and West Bengal.	Four laning of existing two lane section on the Beawar Gomti section of National Highway No.8 in Rajasthan

Name of Project	Srinagar Sonmarg Tunnelway Limited	Fagne – Gujarat / Maharashtra Border	Amravati – Chikhli
Authority	BRO	NHAI	NHAI
State	Jammu & Kashmir	Maharashtra	Maharashtra
BOT Type	Annuity	Toll	Toll
Project (Lane Km)	34	698	970
Project Cost (Rs Cr)	3289	1886	2288
Debt Outstanding as at March 31, 2017 (Rs. Cr) (Long Term )	118	Financial Close yet to be achieved	Financial Close yet to be achieved
GRANT (Rs. Cr)	-	245	183
Appointed Date	May 2015	Nov 2016	Nov 2016
Expected Construction Completion Date	April 2020	May 2019	May 2019
Concession Period	20 years	19 years	19 years
Description	Construction, Operation and Maintenance of Z-Morh including approaches tunnel on National Highway No. 1 (Srinagar Sonmarg Gumri Road) in the State of J&K	Four-laning of Fagne – Gujarat / Maharashtra Border (Package - III) section of NH-6 in the State of Maharashtra from kilometer 510.000 to kilometer 650.794	Four-laning of Amravati - Chikhli (Package - I) section of NH-6 in the State of Maharashtra from Kilometer 166.000 to Kilometer 360.000.



Name of Project	.GRICL Rail Bridge Development Company Ltd. (GRBDCL)	RRR Section 2
Authority	Government of Gujarat	GoJ
State	Gujarat	Jharkhand
BOT Type	Annuity	Annuity
Project (Lane Km)	34	160
Project Cost (Rs Cr)	251	640
Debt Outstanding as at March 31, 2017 (Rs. Cr) (Long Term )	-	89
GRANT (Rs. Cr)	Nil	Nil
Appointed Date	-	Feb 2016
Expected Construction Completion Date	-	August 2018
Concession Period	17.5 years	17.5 years
Description	Development of ROBs in Lieu of Level Crossings Having TVU>100000 in State of Gujarat on Cost Sharing Basis Through Concession on BOT Annuity Basis	Six laning of Ranchi Ring Road, Section VII from Kathitanr to Karma comprising of 23.575 Kms.

Acronym	Full Form
IL&FS	Infrastructure Leasing and Financial Services
ITNL	IL&FS Transportation Networks Limited
SPV	Special Purpose Vehicle
BOT	Build Operate Transfer
HUDA	Haryana Urban Development Authority
COD	Commercial Operation Date
NHDP	National Highway Development Plan
SARDP	Special Accelerated Development Programme
RFP	Request for Proposal
RFQ	Request for Qualification
NHAI	National Highway Authority of India
MoRTH	Ministry of Road Transport and Highways
PSRDCL	Pune Sholapur Road Development Company Limited
MBEL	Moradabad Bareilly Expressway Limited
NAMEL	Narketpally Addanki Medermetala Expressway Limited
JSEL	Jorabat Shillong Expressway Limited
RMGL	Rapid MetroRail Gurgaon Limited
RMGSL	Rapid MetroRail Gurgaon South Limited

Acronym	Full Form
JARDP/JRPICL	Jharkhand Accelerated Road Development Programme / Jharkhand Road Projects Implementation Company Limited
RPR II (Part of JRPICL I)	Patratu Dam – Ramgarh Road
CKC (Part of JRPICL II)	Chaibasa Kandra Chowka Road
CNTL	Chenani Nashri Tunnelway Limited
WCBTRL	Warora Chandrapur Ballarpur Toll Road Limited
TRDCL	Thiruvananthapuram Road Development Company Limited
MPBCDCL	Madhya Pradesh Border Checkpost Development Company Limited
RIDCOR	Road Infrastructure Development Company of Rajasthan Limited
JU (Part of RIDCOR II)	Jhalawar to Ujjain
RB / MB (Part of RIDCOR III)	Rawatsar – Nohar – Bhadra Road / Mathura (UP Border) – Bhadoti Road
BKEL	Baleshwar Kharagpur Expressway Limited
SBHL	Sikar Bikaner Highway Limited
KNC	Kiratpur Ner Chowk Expressway Limited
BAEL	Barwa Adda Expressway Limited
KSEL	Khed Sinnar Expressway Limited
K-SHIP	Karnataka State Highway Improvement Project
EBITDA	Earning Before Interest, Tax, Depreciation & Amortization

Acronym	Full Form
NKEL	North Karnataka Expressway Limited
APEL	Andhra Pradesh Expressway Limited
HREL	Hazirabagh Ranchi Expressway Limited
EHEL	East Hyderabad Expressway Limited
GRICL	Gujarat Road and Infrastructure Company Limited
WGEL	West Gujarat Expressway Limited
NTBCL	Noida Toll Bridge Company Limited
IRIDCL	ITNL Road Infrastructure Development Company Limited
VNIL	Vansh Nimay Infraprojects Limited
IRL	IL&FS Rail Limited
SSTL	Srinagar Sonmarg Tunnelway Limited
IRIT	ITNL Road Investment Trust
IOPL	ITNL Offshore Private Limited
ROE	PAT / Average Net worth
ROCE	EBIT / Average Capital Employed
EBITDA	Total Revenue+ Other Income – Operating Expense
Capital Employed	Networth + long term borrowings + Current Maturities of long term debt + short term borrowings
Networth	Shareholder's Fund ( as per financial)

# Thank You



 **IL&FS** | Transportation

**IL&FS Transportation Networks Limited**  
The IL&FS Financial Centre  
C-22, G Block, Bandra Kurla Complex  
Bandra (East), Mumbai - 400 051

Board: +91 22 2653 3333  
Fax: +91 22 2652 3979  
Email: [itninvestor@ilfsindia.com](mailto:itninvestor@ilfsindia.com)