

Date: May 24, 2017

MS. BHUVANA SRIRAM
Relationship Manager,
Corporate Relationship Department,
BSE Limited,
Rotunda Building,
Phiroze Jeejeebhoy Towers,
Dalal Street, Fort
MUMBAI - 400 023

Re: COMPANY CODE: 501298

Sub: Revised Financial Results for the year ended 31st March, 2017

Dear Madam

We refer to your email dated May 17, 2017. As suggested we are filing the following:

1. Financial Result as per Schedule III - Standalone Result - (Revised)
2. Financial Result as per Schedule III Consolidated Results - (Revised)

It may be noted that in the outcome of the Board Meeting sent to you vide our letter ref. no. BSE-1/2017 dated May 5, 2017 we have already submitted the Financial Results for the quarter and year ended 31st March, 2017.

We confirm that in presenting revised Financial Results there is no change in the results.

Kindly acknowledge.

Yours faithfully,
INDUSTRIAL AND PRUDENTIAL
INVESTMENT COMPANY LTD.


HIRAK GHOSH
Company Secretary

Industrial & Prudential Investment Company limited
CIN: L65990WB1913PLC218486
Registered Office Paharpur House, 8/1/B Diamond Harbour Road. Kolkata 700 027
E mail id:indpru@vsnl.net
Website: www.industrialprudential.com

STATEMENT OF STANDALONE AUDITED RESULTS FOR THE QUARTER AND YEAR ENDED MARCH 31,2017

(Rs. in lakhs)

Particulars	3 months ended 31/03/2017	Preceding 3 months ended 31/12/2016	Corresponding 3 months ended in the previous year 31/03/2016	Year to date figures for current year ended 31/03/2017	Year to date figures for previous year ended 31/03/2016
	(Audited)	(Unaudited)	(Audited)	(Audited)	(Audited)
1. Revenue From Operations	36.61	244.25	52.58	808.17	757.13
2. Other Income	5.96	-	-	5.96	-
3. Total Income (1 + 2)	42.57	244.25	52.58	814.13	757.13
4. EXPENSES					
(a) Cost of materials consumed	-	-	-	-	-
(b) Purchases of Stock-in-Trade	-	-	-	-	-
(c) Changes in inventories of finished goods , Stock-in-Trade and work-in-progress	-	-	-	-	-
(d) Employee benefits expense	3.25	2.86	3.17	14.94	18.10
(e) Finance costs	1.10	-	-	1.10	-
(f) Depreciation and amortization expense	0.32	0.32	0.39	1.29	1.33
(g) Other expenses	20.32	11.46	52.94	70.40	90.63
Total expenses	24.99	14.64	56.50	87.73	110.06
5. Profit before tax (3 - 4)	17.58	229.61	(3.92)	726.40	647.07
6. Tax expense:					
Current tax	(12.00)	43.00	(6.50)	31.00	12.00
Deferred tax	-	-	-	-	-
7. Profit for the period (5 - 6)	29.58	186.61	2.58	695.40	635.07
8 Paid-up equity share capital (Face value - Rs.10 each)	174.53	174.53	58.18	174.53	58.18
9 Other equity excluding revaluation reserve	-	-	-	2,849.85	2,795.98
10 Earnings per equity share of per value of Rs. 10 each.					
(1) Basic (Rs)	1.69	10.69	0.15	39.84	36.39
(2) Diluted (Rs)	1.69	10.69	0.15	39.84	36.39

For Industrial And Prudential Investment Company Ltd.

(Handwritten signature)

Director

Mumbai,
May 5, 2017



Industrial And Prudential Investment Company Limited
CIN L65990WB1913PLC218486
Regd Office Paharpur House, 8/1/B Diamond Harbour Road,
Kolkata 700 027
Tel no 033 4013 3000, E-mail id indpru@vsnl.net
website www.industrialprudential.com


STANDALONE ANNUAL STATEMENT OF ASSETS AND LIABILITIES AS AT MARCH 31,2017

PARTICULARS	Rs. in lakh	
	STANDALONE	
	As at year end 31.03.2017	As at year end 31.03.2016
A EQUITY AND LIABILITIES		
(1) SHAREHOLDERS' FUNDS		
(a) Share Capital	174.56	58.21
(b) Reserves and Surplus	3,375.02	2,795.98
(c) Money received against Share Warrants	-	-
Sub-Total- Shareholders' Funds	3,549.58	2,854.19
(2) SHARE APPLICATION MONEY Pending allotment	-	-
(3) Minority Interest	-	-
(4) NON - CURRENT LIABILITIES		
(a) Long - term borrowings	-	-
(b) Defered tax Liabilities (Net)	-	-
(c) Other Long Term Liabilities	-	-
(d) Long - term Provisions	-	-
Sub-Total- Non-Current Liabilities	-	-
(5) CURRENT LIABILITIES		
(a) Short - term borrowings	-	-
(b) Trade Payables	10.43	11.24
(c) Other Current Liabilities	66.03	51.15
(d) Short - term Provisions	62.74	736.31
Sub-Total- Current Liabilities	139.20	798.70
TOTAL - EQUITY AND LIABILITIES	3,688.78	3,652.89
B ASSETS		
(1) NON - CURRENT ASSETS		
(a) Fixed assets	0.26	1.54
(b) Goodwill on consolidation	-	-
(c) Non-Current Investments	3,416.17	3,425.26
(d) Deferred Tax assets (net)	-	-
(e) Long Term loans and Advances	-	-
(f) Other non-current assets	0.07	0.07
Sub-Total- Non-Current Assets	3,416.50	3,426.87
(2) CURRENT ASSETS		
(a) Current Investments	-	44.10
(b) Inventories	-	-
(c) Trade receivables	-	-
(d) Cash and Cash equivalents	249.72	172.84
(e) Short -Term Loan and Advances	21.07	8.82
(f) Other Current assets	1.49	0.26
Sub-Total- Current Assets	272.28	226.02
TOTAL - ASSETS	3,688.78	3,652.89

For Industrial And Prudential Investment Company Ltd.

R. S. K...
Director

Mumbai,
May 5, 2017



INDUSTRIAL AND PRUDENTIAL INVESTMENT CO. LTD.

CIN: L65990WB1913PLC218486

Regd. Office: Paharpur House, 8/1/B, Diamond Harbour Road, Kolkata 700027

NOTES TO THE FINANCIAL RESULTS - STANDALONE

1. The above results have been reviewed by the Audit Committee and approved by the Board of Directors at their respective meetings held on 5th May, 2017.
2. The **Investment Activity** is considered as a single segment in accordance with Accounting Standard (AS-17) "Segment Reporting".
3. The figures of the last quarter are the balancing figures between audited figures in respect of full financial year up to 31st March, 2017/31st March, 2016 and the unaudited published year-to-date figures up to 31st December, 2016/31st December, 2015 being the date of the end of the third quarter of financial year, which were subject to Limited Review.
4. Previous Year figures have been re-grouped/re-arranged wherever necessary to conform to the current period's classification.
5. The Board of Directors have recommended dividend of Rs.25 per share on expanded capital (equivalent to Rs.75 per share on original capital).
6. The Company has issued and allotted on 23rd July, 2016, 11,63,560 bonus shares of Rs.10 each fully paid after obtaining necessary approvals. BSE Ltd. has granted Listing and Trading Approval for bonus shares on 28th July, 2016. Consequent to the above, the earnings per share (basic and diluted) have been adjusted for all the periods presented.

For Industrial And Prudential Investment Co. Ltd.

A. L. K. S. S. S.

Director

Mumbai

May 5, 2017



Industrial & Prudential Investment Company Limited
CIN: L65990WB1913PLC218486
Statement of Consolidated Assets and Liabilities as at March 31, 2017
E mail id: indpru@vsnl.net
Website: www.industrialprudential.com

STATEMENT OF CONSOLIDATED AUDITED FINANCIAL RESULTS FOR THE QUARTER AND YEAR ENDED 31/03/2017


(Rs.in lakhs)

Particulars	3 months ended 31/03/2017	Preceding 3 months ended 31/12/2016	Corresponding 3 months ended in the previous year 31/03/2016	Year to date figures for current year ended 31/03/2017	Year to date figures for previous year ended 31/03/2016
	(Audited) (See Note 3)	(Unaudited) (See Note 3)	(Audited) (See Note 3)	(Audited)	(Audited)
1. Revenue From Operations	-	-	-	828.73	781.15
2. Other Income	-	-	-	5.96	-
3. Total income (1 + 2)	-	-	-	834.69	781.15
4. EXPENSES					
(a) Cost of materials consumed	-	-	-	-	-
(b) Purchases of Stock-in-Trade	-	-	-	-	-
(c) Changes in inventories of finished goods , Stock-in-Trade and work-in-progress	-	-	-	-	-
(d) Employee benefits expense	-	-	-	14.94	18.10
(e) Finance costs	-	-	-	1.10	-
(f) Depreciation and amortization expense	-	-	-	1.29	1.33
(g) Other expenses	-	-	-	72.88	67.48
Total expenses	-	-	-	90.21	86.91
5. Profit before tax (3 - 4)	-	-	-	744.48	694.24
6. Tax expense:					
Current tax	-	-	-	31.00	14.02
Deferred tax	-	-	-	-	-
7. Profit for the period (5 - 6)	-	-	-	713.48	680.22
8. Paid-up equity share capital (Face value - Rs. 10/-)				174.53	58.18
9. Other equity excluding revaluation reserve	-	-	-	17,738.84	16,278.67
10. Earnings per equity share of per value of Re. 10 each.					
(1) Basic (Rs.)	-	-	-	120.42	122.70
(2) Diluted (Rs.)	-	-	-	120.42	122.70

For Industrial And Prudential Investment Company Ltd.

Director

Mumbai,
May 5, 2017



Industrial And Prudential Investment Company Limited
CIN L65990WB1913PLC218486
Regd Office Paharpur House, 8/1/B Diamond Harbour Road,
Kolkata- 700 027
Tel no 033 4013 3000, E-mail id: indpru@vsnl.net
website www.industrialprudential.com


CONSOLIDATED ANNUAL STATEMENT OF ASSETS AND LIABILITIES AS AT MARCH 31,2017

PARTICULARS	CONSOLIDATED	
	As at year end	As at year end
	31.03.2017	31.03.2016
Rs in lakh		
A EQUITY AND LIABILITIES		
(1) SHAREHOLDERS' FUNDS		
(a) Share Capital	174.56	58.21
(b) Reserves and Surplus	18,264.01	16,278.67
(c) Money received against Share Warrants	-	-
Sub-Total- Shareholders' Funds	18,438.57	16,336.88
(2) SHARE APPLICATION MONEY Pending allotment	-	-
(3) Minority Interest	-	-
(4) NON - CURRENT LIABILITIES		
(a) Long - term borrowings	-	-
(b) Defered tax Liabilities (Net)	-	-
(c) Other Long Term Liabilities	-	-
(d) Long - term Provisions	-	-
Sub-Total- Non-Current Liabilities	-	-
(5) CURRENT LIABILITIES		
(a) Short - term borrowings	-	-
(b) Trade Payables	10.52	11.44
(c) Other Current Liabilities	66.03	51.15
(d) Short - term Provisions	63.43	736.96
Sub-Total- Current Liabilities	139.98	799.55
TOTAL - EQUITY AND LIABILITIES	18,578.55	17,136.43
B ASSETS		
(1) NON - CURRENT ASSETS		
(a) Fixed assets	0.26	1.54
(b) Goodwill on consolidation	-	-
(c) Non-Current Investments	18,265.58	16,886.46
(d) Deferred Tax assets (net)	-	-
(e) Long Term loans and Advances	-	-
(f) Other non-current assets	0.07	0.07
Sub-Total- Non-Current Assets	18,265.91	16,888.07
(2) CURRENT ASSETS		
(a) Current Investments	-	44.10
(b) Inventories	-	-
(c) Trade receivables	-	-
(d) Cash and Cash equivalents	289.41	194.50
(e) Short -Term Loan and Advances	21.74	9.50
(f) Other Current assets	1.49	0.26
Sub-Total- Current Assets	312.64	248.36
TOTAL - ASSETS	18,578.55	17,136.43

For Industrial And Prudential Investment Company Ltd.

Director

Mumbai,
May 5, 2017



INDUSTRIAL AND PRUDENTIAL INVESTMENT CO. LTD.

CIN: L65990WB1913PLC218486

Regd. Office: Paharpur House, 8/1/B, Diamond Harbour Road, Kolkata 700027

NOTES TO THE FINANCIAL RESULTS - CONSOLIDATED


1. The above results have been reviewed by the Audit Committee and approved by the Board of Directors at their respective meetings held on 5th May, 2017.
2. Consolidated Financial Results are made up of the Company, its Subsidiary New Holding And Trading Co. Ltd. and its Associate Company KSB Pumps Limited.
3. The Company has opted for giving Consolidated Results at the end of the year. Hence, quarterwise figures have not been given.
4. Previous Year figures have been re-grouped/re-arranged wherever necessary to conform to the current period's classification.
5. The Board of Directors have recommended dividend of Rs.25 per share on expanded capital (equivalent to Rs.75 per share on original capital).
6. The Company has issued and allotted on 23rd July, 2016, 11,63,560 bonus shares of Rs.10 each fully paid after obtaining necessary approvals. BSE Ltd. has granted Listing and Trading Approval for bonus shares on 28th July, 2016. Consequent to the above, the earnings per share (basic and diluted) have been adjusted for all the periods presented.

For Industrial And Prudential Investment Co. Ltd.

A. S. K. K. K.
Director

Mumbai

May 5, 2017



V. S. Somani & Co.

Chartered Accountants

17, Dattatva Society, Dasturwadi,

M.M.G.S. Marg, Dadar- (E)

Mumbai – 400 014. India

Tel : 91-22-32586162

E- Mail : vidyadhar@cavssomani.com

Auditor's Report on Quarterly Financial Results and Year to Date Results of Industrial and Prudential Investment Company Limited Pursuant to the Regulation 33 the SEBI (Listing Obligations and Disclosure Requirement) Regulations, 2015

The Board of Directors

Industrial and Prudential Investment Company Limited,
Paharpur House, 8/1/B, Diamond Harbour Road,
Kolkata 700 027, West Bengal

1. We have audited the quarterly financial results of Industrial and Prudential Investment Company Limited ("the Company"), for the Quarter ended March, 31 2017 and the year to date financial results for the period from April 01, 2016 to March, 31 2017, attached herewith, being submitted by the Company pursuant to the Regulation 33 the SEBI (Listing Obligations and Disclosure Requirement) Regulations, 2015. These quarterly financial results as well as year to date financial results have been prepared on the basis of interim financial statements which are the responsibility of the Company's Management. Our responsibility is to express an opinion on these financial results based on our audit of such, Interim Financial Statements, which have been prepared in accordance with the recognition and measurement principles laid down in Accounting Standard for Interim Financial Reporting (AS) 25, prescribed under section 133 of the Companies Act, 2013 read with relevant rules issued there under and other accounting principles generally accepted in India.
2. We conducted our audit in accordance with the auditing Standards generally accepted in India. Those Standards require that we plan and perform the audit to obtain reasonable assurance about whether the financial statements are free of material misstatement. An audit includes examining on test basis, evidence supporting the amounts supporting the amounts disclosed in the financial results. An audit also includes assessing the accounting principles used and significant estimates made by the management. We believe that our audit provides the reasonable basis for opinion.
3. In our opinion and to the best of our information and explanations given to us these quarterly and year to date financial results as well as the year to date results:
 - i. have been presented in accordance with requirements of Regulation 33 the SEBI (Listing Obligations and Disclosure Requirement) Regulations, 2015; and
 - ii. give a true and fair view of the net profit and other financial information for the quarter ended March 31, 2017 and as well as year to date results for the period from April 01, 2016 to March 31, 2017.

For V. S. SOMANI & CO.,
Chartered Accountants
Firm Registration No.: 117589W

CA. VIDYADHAR SOMANI
Proprietor
Membership No: 102664

Place: Mumbai
Date : May 05, 2017

9

V. S. Somani & Co.

Chartered Accountants

17, Dattatva Society, Dasturwadi,

M.M.G.S. Marg, Dadar- (E)

Mumbai – 400 014. India

Tel : 91-22-32586162

E- Mail : vidyadhar@cavssomani.com

Auditor's Report on Quarterly Consolidated Financial Results and Consolidated Year to Date Results of Industrial & Prudential Investment Company Limited Pursuant to the Regulation 33 the SEBI (Listing Obligations and Disclosure Requirement) Regulations, 2015

The Board of Directors

Industrial and Prudential Investment Company Limited,
Paharpur House, 8/1/B, Diamond Harbour Road,
Kolkata 700 027, West Bengal

1. We have audited the consolidated year to date financial results of Industrial and Prudential Investment Company Limited ('the Company'), for the year ended on March, 31 2017, attached herewith, being submitted by the Company pursuant to the Regulation 33 the SEBI (Listing Obligations and Disclosure Requirement) Regulations, 2015. These consolidated financial results have been prepared from consolidated financial statements which are the responsibility of the Company's Management. Our responsibility is to express an opinion on these consolidated financial results based on our audit of such, consolidated Financial Statements, which have been prepared in accordance with the recognition and measurement principles laid down in Accounting Standard for Interim Financial Reporting (AS) 25, prescribed under section 133 of the Companies Act, 2013 read with relevant rules issued there under and other accounting principles generally accepted in India.
2. We conducted our audit in accordance with the auditing Standards generally accepted in India. Those Standards require that we plan and perform the audit to obtain reasonable assurance about whether the financial statements are free of material misstatement. An audit also includes examining on test basis, evidence supporting the amounts supporting the amounts disclosed in the financial results. An audit also includes assessing the accounting principles used and significant estimates made by the management. We believe that our audit provides the reasonable basis for opinion.
3. We did not audit the financial statements of a subsidiary – New Holding and Trading Company Limited included in the consolidated financial statements reflect total assets of ₹.445.66 lacs as at March 31, 2017; as well as the total revenue of ₹. 20.56 lacs and cash flow of ₹. 18.03 lacs for the year ended on March 31, 2017. The consolidated financial statements also include the Group's share on net profit of ₹1388.22 lacs for the year ended 31st December 2016, as considered in the consolidated financial statements, in respect of an associate, whose financial statements have not been audited by us. These financial statements and other financial information have been audited by the other auditors whose reports have been furnished to us and our opinion on the financial results, to the extent they have been derived from such financial statements is based solely on the report of such auditors.
4. In our opinion and to the best of our information and explanations given to us these consolidated financial results:
 - i. Include the financial results of the following entities:
 - a) New Holdings and Trading Company Limited (Subsidiary Company)
 - b) KSB Pumps Limited (Associate Company)

10

V. S. Somani & Co.

Chartered Accountants

17, Dattatva Society, Dasturwadi,

M.M.G.S. Marg, Dadar- (E)

Mumbai - 400 014. India

Tel : 91-22-32586162

E- Mail : vidyadhar@cavssomani.com

- ii. have been presented in accordance with requirements of Regulation 33 the SEBI (Listing Obligations and Disclosure Requirement) Regulations, 2015; and
- iii. give a true and fair view of the net profit and other financial information for the year ended March 31, 2017.

For V. S. SOMANI & CO.,

Chartered Accountants

Firm Registration No.: 117589W


CA. VIDYADHAR SOMANI

Proprietor

Membership No: 102664

Place: Mumbai

Date : May 05, 2017