



एनएचपीसी लिमिटेड

(भारत सरकार का उद्यम)

NHPC Limited

(A Government of India Enterprise)

फोन/Phone : _____

दिनांक/Date : 05.06.2017

संदर्भ सं./Ref. No. NH/CS/199/

<p>Manager The Listing Department, M/s BSE Limited, PhirozeJeejeebhoy Towers, Dalal Street, Mumbai-400001</p> <p>मैनेजर, लिस्टिंग विभाग, बी एस ई लिमिटेड पि.जे. टावर्स, दलाल स्ट्रीट, मुंबई- 400 001 Scrip Code: 533098 Email:- corp.relations@bseindia.com</p>	<p>General Manager The Listing Department M/s National Stock Exchange of India Limited, Exchange Plaza, Bandra Kurla Complex, Bandra(E), Mumbai- 400051</p> <p>महा प्रबंधक, लिस्टिंग विभाग, नेशनल स्टॉक एक्सचेंज ऑफ इंडिया लिमिटेड एक्सचेंज प्लाजा, बांद्रा कुर्ला कॉम्प्लेक्स, बांद्रा (ई), मुंबई - 400 051 Scrip Code: NHPC EQ Email:- cmlist@nse.co.in</p>
---	---

ISIN No. INE848E01016

Sub: Presentation on Financial results under Regulation 30 of SEBI (LODR) Regulation, 2015.

विषय: वित्तीय परिणामों के तहत प्रस्तुति सेबी (LODR) विनियम, 2015 के विनियम 30 के संदर्भ में।

Sirs/महोदय,

In compliance to Regulation 30 of SEBI (Listing Obligations & Disclosure Requirements) Regulations, 2015, it is to inform that Annual Analysts Meet of NHPC was held on 02.06.2017 at Mumbai to discuss the Q4 and FY 2016-17 financial results. A copy of presentation given at Analysts meet is enclosed and also available on NHPC website: www.nhpcindia.com.

It is requested to kindly disseminate the same on your websites.

सेबी (लिस्टिंग दायित्व और प्रकटीकरण की आवश्यकता) विनियम, 2015 के विनियम 30 के अनुसार यह सूचित किया जाता है की एनएचपीसी के वार्षिक विश्लेषकों की बैठक Q4 और वित्त वर्ष 2016-17 का वित्तीय परिणामों पर चर्चा करने के लिए मुंबई में दिनांक 02.06.2017 को आयोजित की गई थी। इस सम्बंध में विश्लेषकों की बैठक में पेश की गई प्रस्तुति की एक प्रति संलग्न है। यह प्रस्तुति एनएचपीसी की वेबसाइट www.nhpcindia.com पर भी उपलब्ध है।

कृपया यह सूचना अपनी वेबसाइट पर प्रसारित करें।
धन्यवाद।

भवदीय,

(विजय गुप्ता)
कंपनी सचिव
05/06/2017

The background of the slide is an aerial photograph of a large dam and reservoir. The dam is a long, concrete structure with multiple spillways, situated in a deep valley. The reservoir is a large, turquoise-colored body of water that fills the valley. The surrounding mountains are covered in dense green forest. The sky is clear and blue.

**INVESTOR PRESENTATION
FINANCIAL YEAR ENDED
MARCH 2017**

Presentation Outline

2

NHPC Today

Financial Highlights

Financial Ratios

Other Business Initiatives

Projects At Glance



Our Vision: To be a global leading organization for sustainable development of clean power through competent, responsible and innovative values.

NHPC-Today



Subansiri Lower Project



Teesta V, Sikkim

NHPC-Energising India With Hydropower

PHYSICAL SNAPSHOT

4

Installed Capacity

- ❖ Power Stations under Operation-20 Nos. (5171 MW*)
- ❖ Power Stations with Subsidiary (NHDC) - 2 Nos. (1520 MW)
- ❖ Total Operational Projects – 22 Nos. (6691 MW)

Hydro Power is 13.61% (44478 MW) of All India Installed Capacity (326848 MW**).

Under Construction

- ❖ Projects Under Construction 3 Nos. (3130 MW)

NHPC Contribution is 15% of Installed Hydro Power On Consolidated Basis.

Awaiting Clearances

- ❖ Projects Awaiting Clearances : –
 - Standalone - 5 Nos. (4995 MW)
 - Joint Venture - 4 Nos. (2934 MW)
 - Subsidiary – 1 Nos. (66 MW)

Under Pipeline

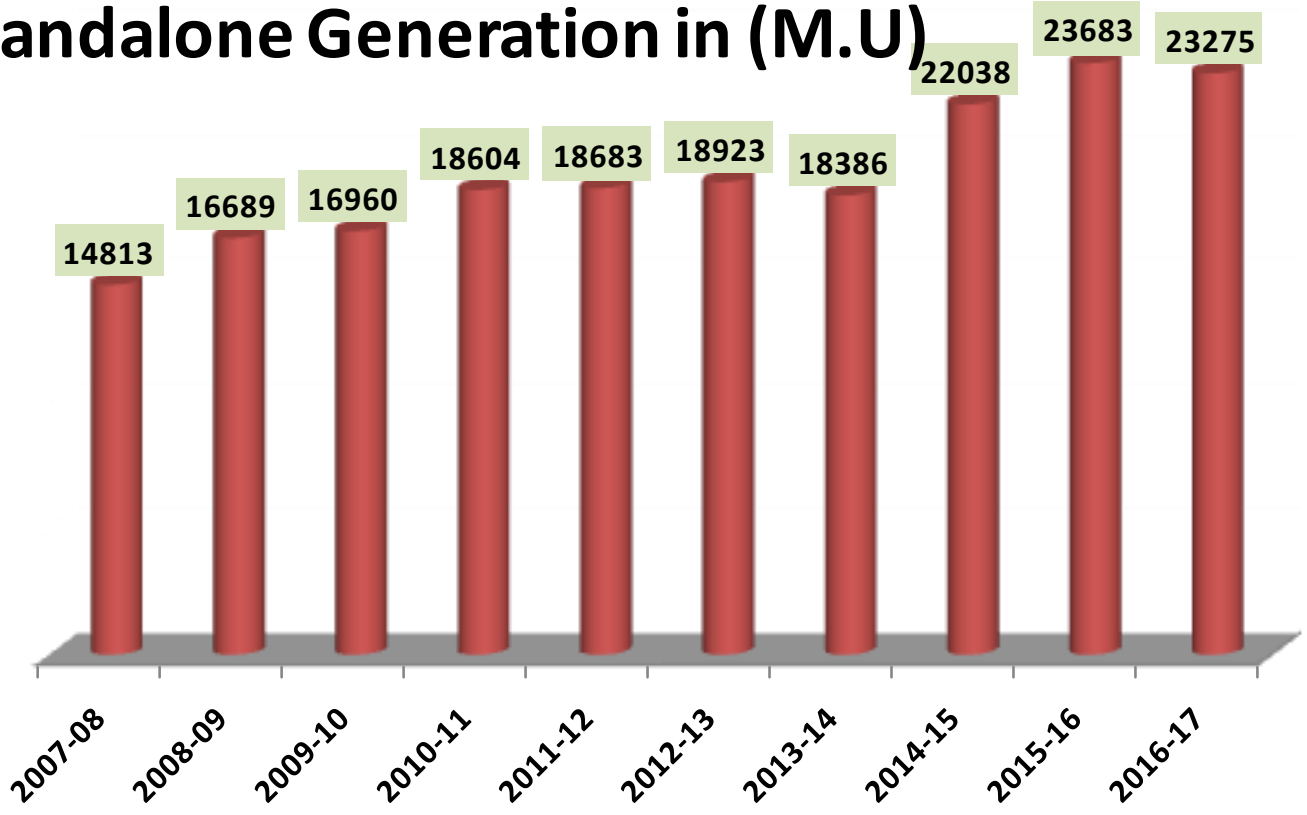
- ❖ Projects under Pipeline 3 Nos. (1190 MW)

* Including 50 MW Wind Power Project, Jaisalmer
** Source-CEA as on 31.03.2017

NHPC has added seven hydro power station during the 12th Plan with Installed Capacity of 1372 MW

NHPC 's Track Record – A Ten Year Digest

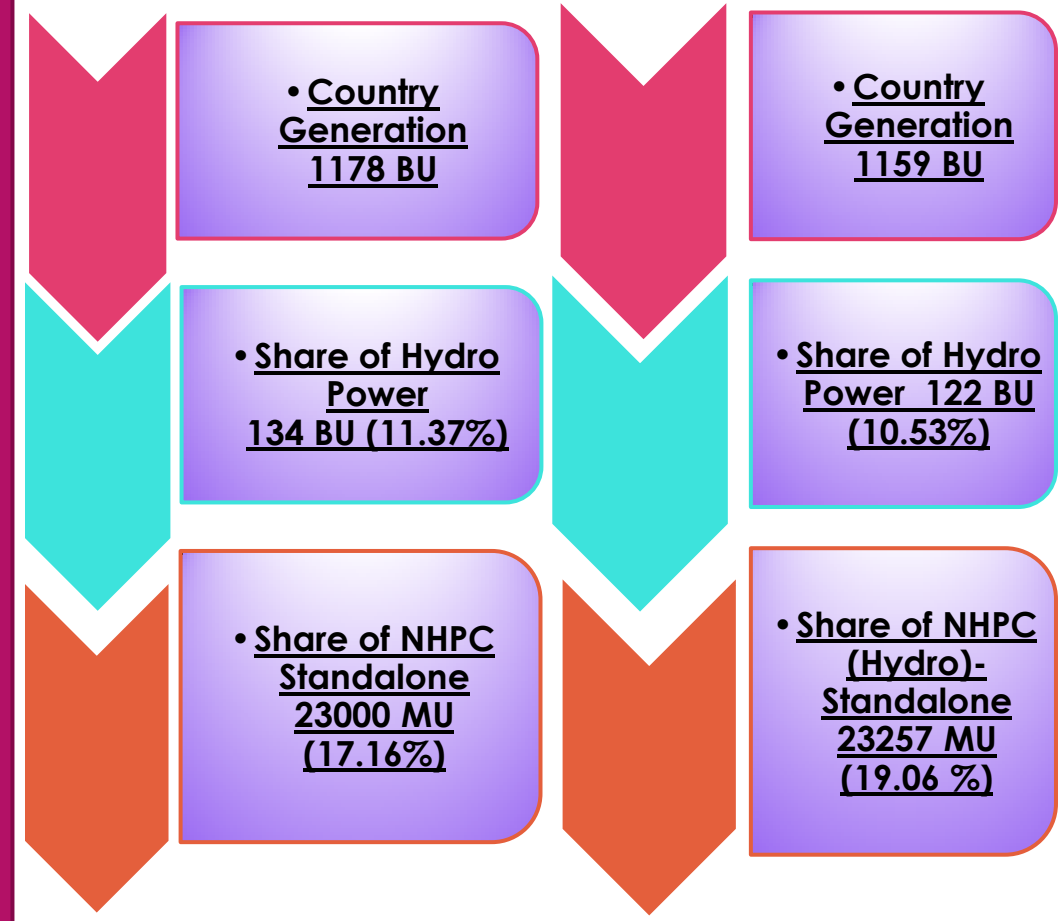
Standalone Generation in (M.U)



5

Target FY'17

Actual FY'17



Financial Highlights



Sewa II, J&K



Chamera I, Himachal

Clean Power For EVERY HOME

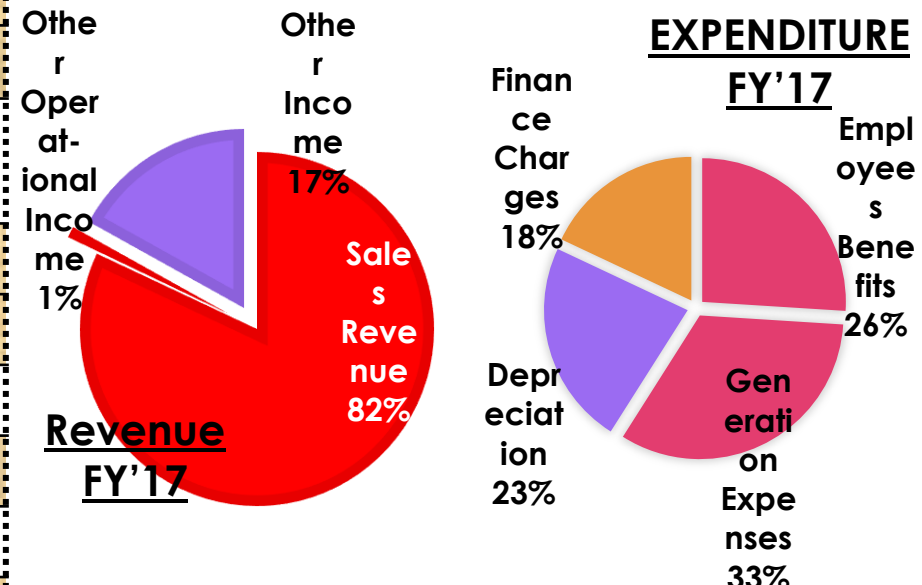
Financial Highlights : Standalone

Particulars	FY'17		FY'16		% Change	
	12 Months	Qtr-4	12 Months	Qtr-4	12 Months	Qtr-4
Sales/Revenue from Operation	7191.53	1337.59	7299.93	1622.46	-1.48	-17.56
Other Income & Other Oper. Income	1538.31	267.40	1045.14	247.42	47.19	8.08
Total Income (A)	8729.84	1604.99	8345.07	1869.88	4.61	-14.17
Employee Cost	1574.92	614.46	1158.36	324.67	35.96	89.26
Depre. & Amort.	1388.40	352.71	1359.07	343.20	2.16	2.77
Water Usage Charges	748.40	133.30	771.11	125.16	-2.95	6.50
Other Expenses	1184.29	391.62	1354.83	630.55	-12.59	-37.89
Finance Cost	1073.22	249.91	1072.10	260.77	0.10	-4.16
Total Expenditure(B)	5969.23	1742.00	5715.47	1684.35	4.44	3.42
Rate Regu. Income (C)	713.99	333.58	550.90	149.72	29.60	122.80
PBT (A-B+C)	3474.60	196.57	3180.50	335.25	9.25	-41.37
Tax	679.01	28.15	750.61	89.77	-9.54	-68.64
Profit After Tax	2795.59	168.42	2429.89	245.48	15.05	-31.39
Other Comprehensive Income	7.67	(11.54)	3.24	16.06	136.73	-171.89
Total Comprehensive Income	2803.26	156.88	2433.13	261.54	15.21	-40.02

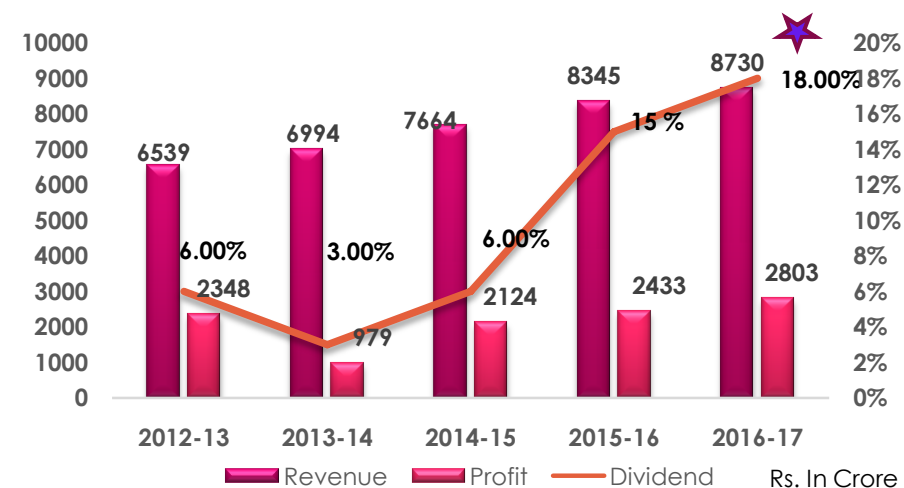
Rs. In Crore

7

Revenue & Expenditure-Analysis



Revenue Vs. Profit Vs. Dividend



★ Interim Dividend -17% & Final Dividend 1%.

Statement of Assets & Liabilities

Particulars	FY'17	FY'16
Share Holder's Funds	26942	29761
Loan Funds-Long Term	17246	18181
Deferred Tax Liabilities	939	862
Other Long term Liabilities & Provisions	1985	1830
Current Liabilities & Provisions	5195	4763
Total Equity & Liabilities	52307	55397
ASSETS		
PPE (incl. investment property)	20043	20487
Capital Work in Progress	17350	16579
Other Intangible Asset	934	817
Non Current Financial Asset	4399	4002
Non Current Assets (Others)	1126	1327
Regulatory Asset	2904	2181
Trade Receivables	1493	1554
Cash and Bank Balances	1533	5877
Current Assets (Others)	2525	2573
Total Assets	52307	55397

Debtors Position

Total Debtors (in Crs.)

S. N.	Particulars	As on 31.03.17	As on 31.12.16	As on 30.09.16	As on 30.06.16	As on 31.03.16
1	Sale of Energy (Net of Provn.)	1459.99	2320.95	2276.49	2101.45	1493.68
2	More than 60 days (Net of Provn.)	964.28	961.36	1009.74	933.53	792.18

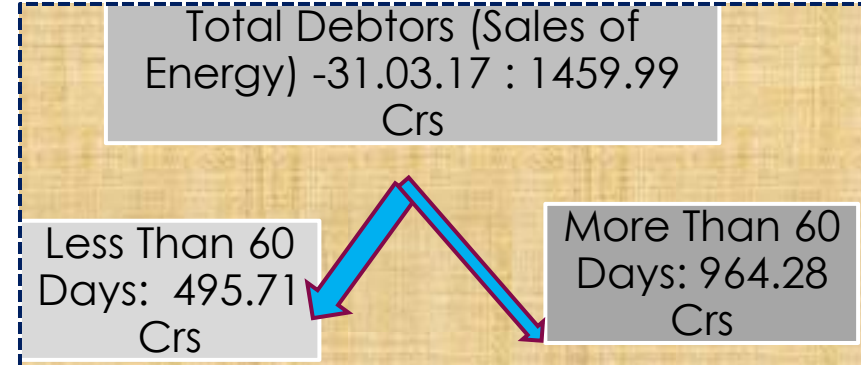
Top Five Debtors – Gross Amount (in Crs.)

Name	31.03.17		31.03.16	
	Total	More than 60 days	Total	More than 60 days
PDD, J&K	677.35	583.50	806.96	575.19
BSES Yamuna	248.06	248.06	231.24	205.77
UPPCL, UP	212.54	103.90	240.13	
WBSEDCL	67.39		91.52	4.95
PSPCL, Punjab	61.31		130.52	
MEA		24.01		
Meghalaya		19.87		21.18
SBPDCL				5.27

Rs. In Crore

9

Debtors Ageing



Collection Efficiency

Opening Debtors- 1494 Crs.

Billing During FY17- 6889Crs.

Closing Balance- 1460 Crs.

Collection During FY17- 6923Crs.

Collection Efficiency- 83 % aprx.

Debtors Turnover (days) - 78

Incentives Position

Comparative Incentive YoY (in Crs.)

Sl.	Particulars	FY16-17					FY15-16				
		Q-1	Q-2	Q-3	Q-4	Total	Q-1	Q-2	Q-3	Q-4	Total
1	Secondary Energy	-	1.62	32.16	106.94	140.72	-	35.12	30.49	111.56	177.17
2	Incentives	135.35	143.42	10.62	18.00	307.39	85.55	92.52	42.90	20.98	241.95
3	Deviation Chrgs.	49.77	39.55	25.02	34.96	149.30	37.74	55.12	45.69	38.17	176.72
G. Total		185.12	184.59	67.80	159.90	597.41	123.29	182.76	119.08	170.71	595.84
4	PAF	92.31%	95.20%	73.72%	69.94%	82.7%	86.92%	92.62%	78.00%	68.73%	81.60%

Supplements

Power Station With Highest PAF Incentive : URI-II
(Rs.114 Cr., PAF : 81.7%, NPAF-55%)

Power Station with highest Deviation Charges : Salal
(Rs.39 Cr.)

Power Station Giving Best Generation: Loktak
(165 % of the annual design energy)

Supplements

Power Station with Highest PBT- Dulhasti (Rs.527 Crs)

NHPC Profit per MW : Rs.54 lakhs (FY'17), Rs. 48 lakhs (FY'16)

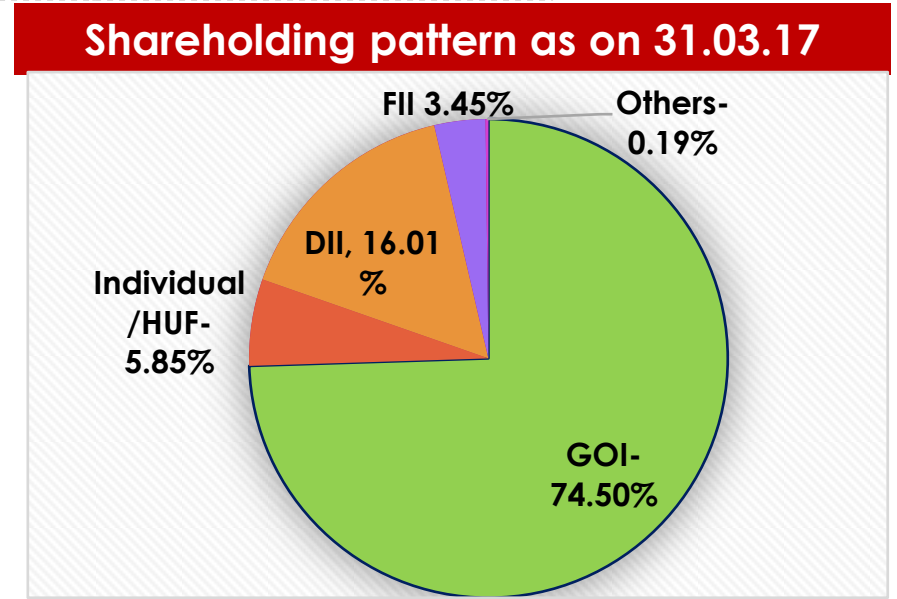
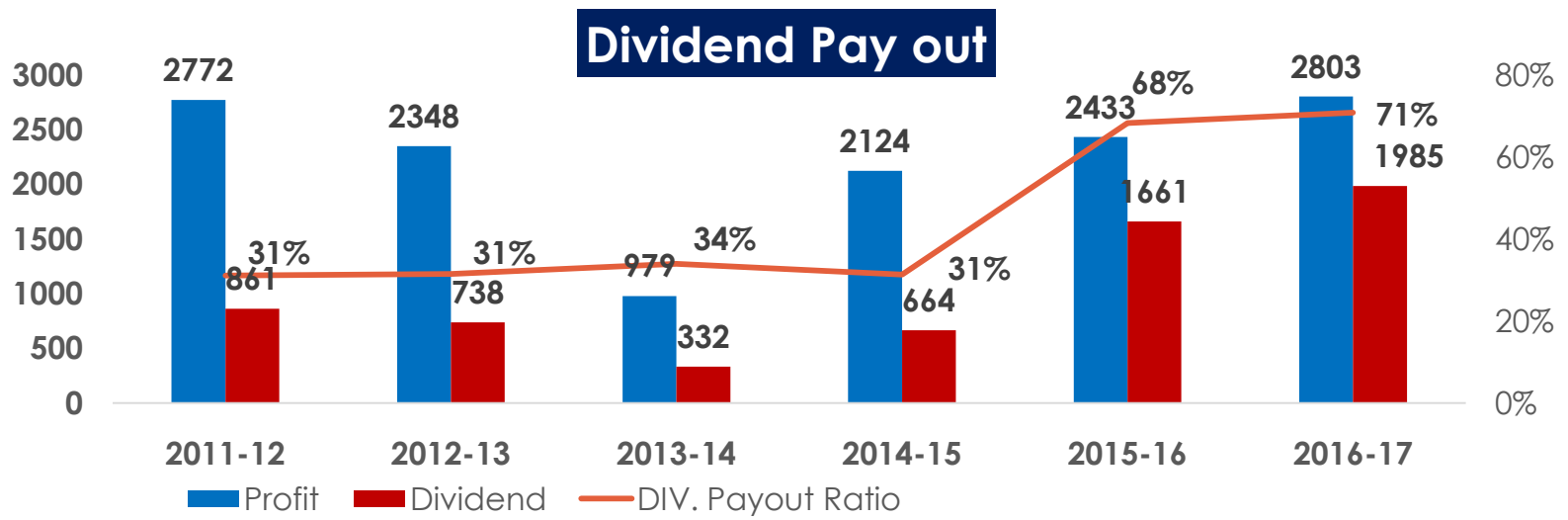
NHPC Profit per Employee : Rs. 35 lakhs (FY'17), Rs. 28 lakhs (FY'16)

Key Financials : FY 17

P&L	Standalone
Total Income	8730
EBITDA	5564
EBITDA Margin	64%
Profit	2803
Profit Margin	32%
Dividend Pay Out (FY'17)	Rs 1.80 per Share/ 71% of Profit

Balance Sheet	Standalone
Share Capital	10259
Net worth	26942
Total Debts	19595
Cash & Bank Bal.	1533
Gross Block	33834
CWIP	17350

11 In Crore



Average Sale Revenue per unit sold : Rs. 3.55

NHPC – Key Ratios

S. No.	Particulars	FY'17		FY' 16	
Particulars	Standalone	Consolidated	Standalone (Restated as per IND AS)	Consolidated (Restated as per IND AS)	
1.	Profit (In Cr.)	2803.26	3036.01	2433.13	2604.89
2.	Net-worth (In Cr.)	26942.13	29014.81	29761.15	31642.70
3.	No. of Equity Shares	1025.93	1025.93	1107.07	1107.07
4.	EPS	2.53*	2.74*	2.19	2.35
5.	Earning Yield	8.38%	9.07%		
6.	Dividend Per Share	1.80		1.50	
7.	Dividend Yield*		5.96%		
8.	Book Value per share	26.26	28.28	26.88	28.58
9.	PB Ratio**	1.15	1.07		
10.	PE Ratio**	11.94	11.02		
11.	Return On Net worth (%)	10.40	10.46	8.17	8.23
12.	Market Capitalisation (In Cr.)**		30983.15		
13.	Debt Equity Ratio	0.70	0.65	0.67	0.63

* Weighted Avg. no, of Shares for EPS Calculation -1106.18 Cr.

** Stock Price (BSE) as on 31.05.17 : Rs.30.20

Average Profit Per Unit Sold for FY'17 : Rs. 1.37

NHDC Ltd. (Subsidiary) – Snapshots : FY16-17

Shareholding Pattern : 51:49 (NHPC : GoMP)

Installed Capacity : 1520 MW

Design Energy : 2382.54 MU

Generation : 4748.5 MU (FY'17), 2932.89 (FY'16)

PAF : 93.64% (FY'17), 93.26% (FY16)

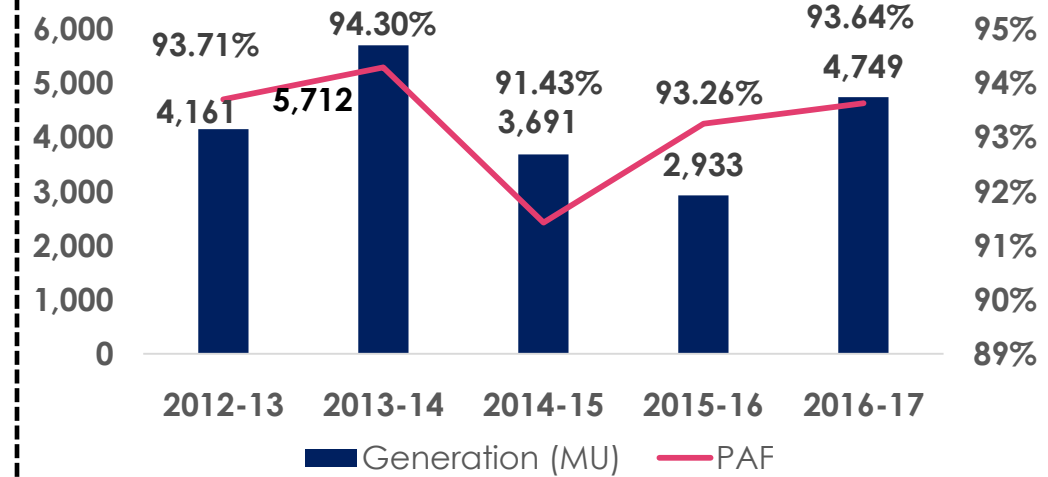
Sales Revenue : Rs. 1225 Crs. (FY'17), 951 Crs (FY'16)

Profit : 929 Crs. (FY17), 639 Crs. (FY16)

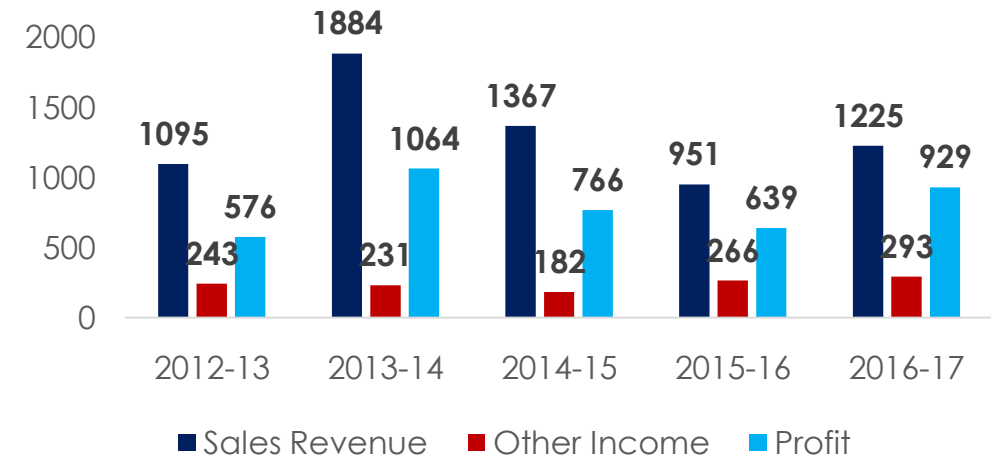
Secondary Energy : FY17-Rs. 208 Cr, FY16-Rs. 31 Cr

PAF Incentive : FY17- Rs. 40 crore FY16- Rs. 36 Cr.

Physical Performance

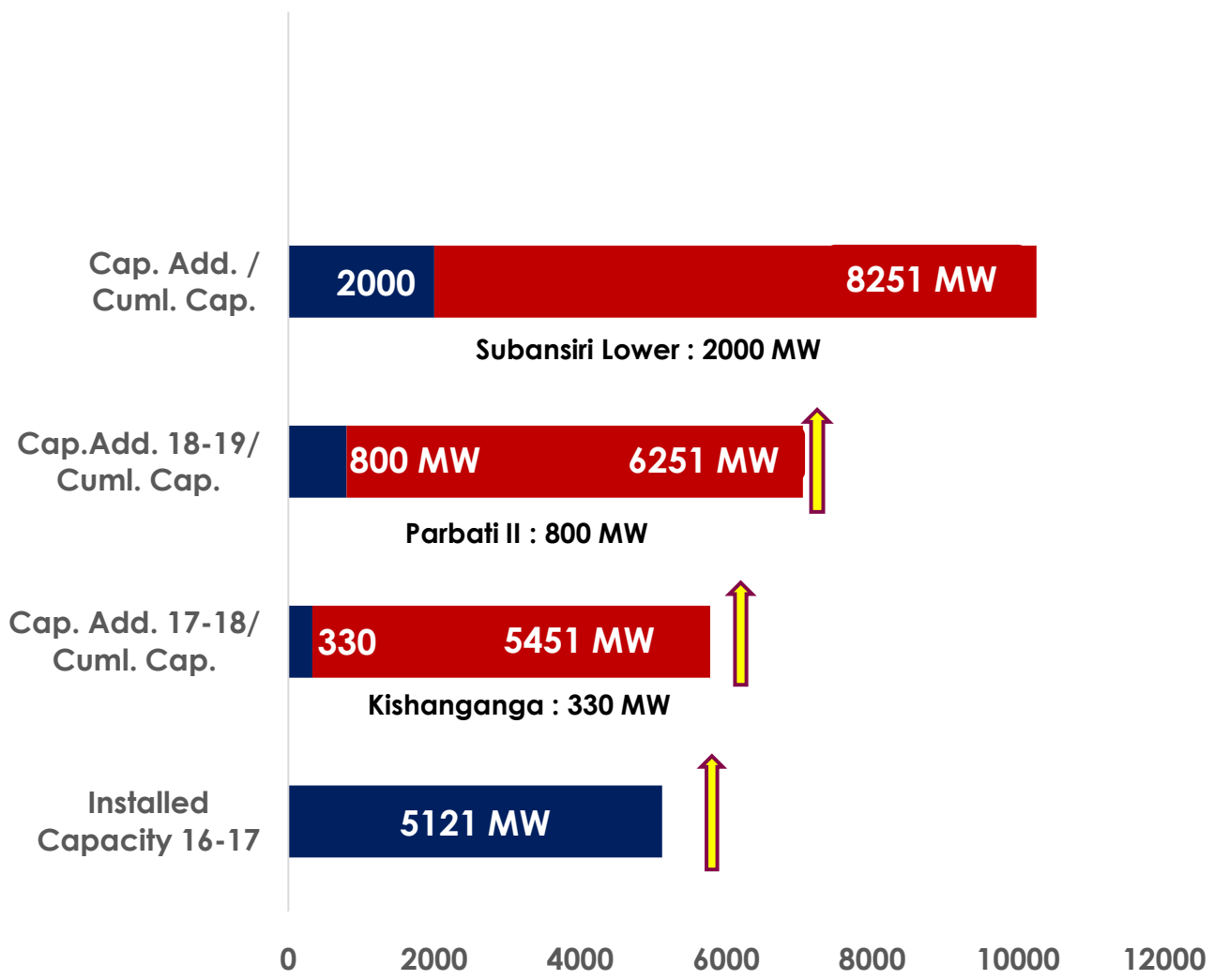


Financial Performance

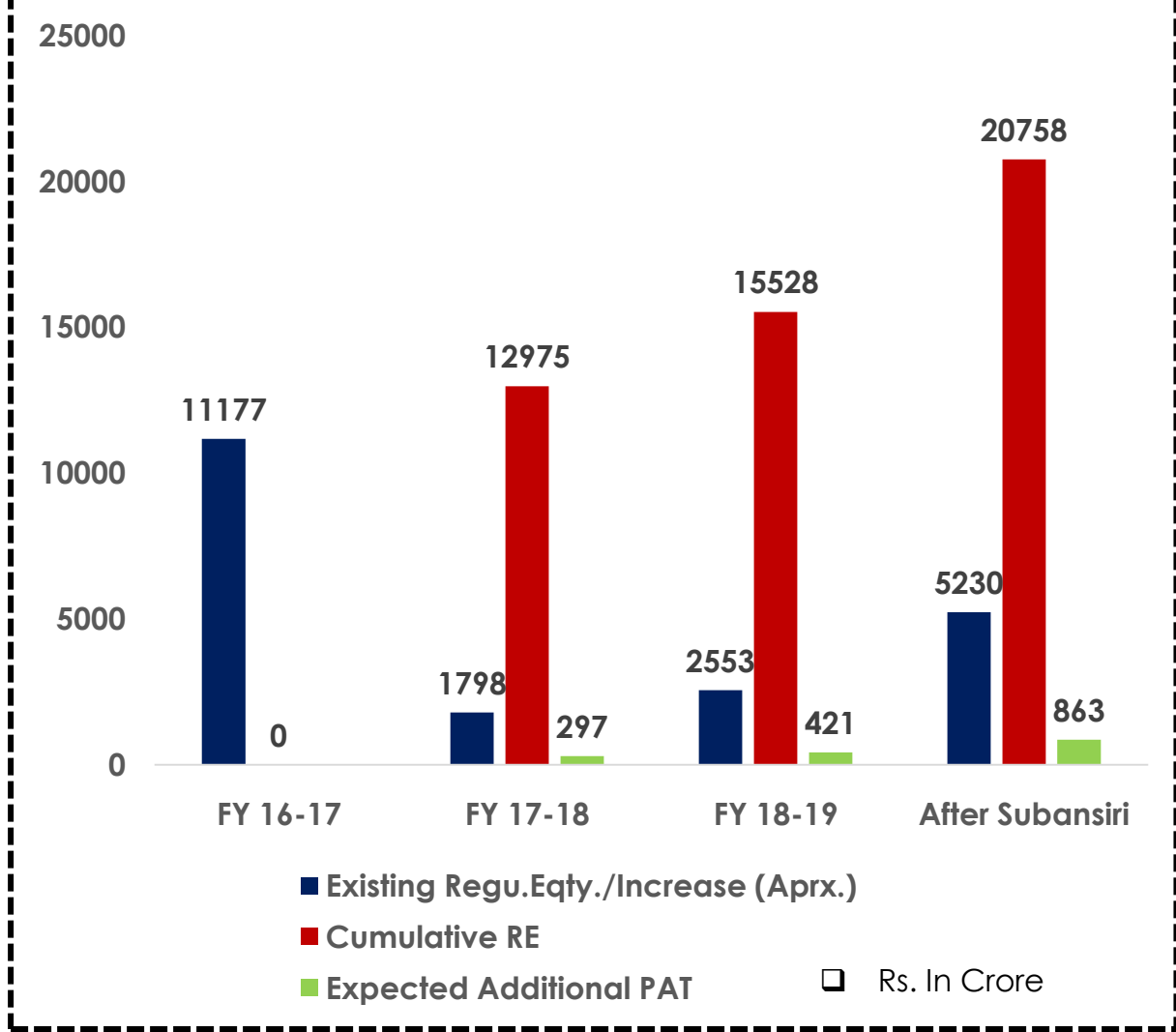


NHPC – Progressive Physical & Financial Schedule (Hydro)

Progressive Physical Chart



Progressive Financial Chart



Power Station with highest generation during FY'17 : Salal (3423 MU, Annual D.E-3082 MU)



Pre-PIB Clearance for the following two projects

S. No.	Projects	Installed Capacity (MW)	Design Energy (MUs)	Cost (In Crore) & PL	Status
1	Teesta-IV (4x130) (Sikkim)	520	2373	4854 (May 16)	All statutory clearances received except forest clearance (stage-II) and investment clearance. Approval of pre-investment activities conveyed by MoP on 03.05.2016. FRA compliance is in progress.
2.	Tawang –II (4x200) (Ar. Pradesh)	800	3622	7588 (Sep. 15)	All statutory clearances received except forest clearance (stage-II) for want of FRA Compliance. Approval of pre-investment activities accorded by MoP on 28.07.16.
Total		1320	5995	12442	



F.Y	Amount (Rs. In Crore)	Remarks
2012-13	3307	(Actual)
2013-14	3219	(Actual)
2014-15	2615	(Actual)
2015-16	2793	(Actual)
2016-17	2438	(Actual)



Going Forward CAPEX is expected to be higher after resumption of active Construction works at Subansiri Lower Project and clearance of pipelined projects.

- NHPC has taken up several CSR & Sustainable Development activities with a total expenditure of Rs 76 Cr during FY'17.
- Other CSR activities includes Education, Health care, Rural Development, Environment & Sustainability, Women Empowerment/Senior Citizen,, CSR Capacity Building, Sports, Art & Culture etc.
- NHPC was conferred “Excellence in CSR /Environment Protection and Conservation” at India Pride Awards 2016-17 .

CSR Expenditure			
Rs. In Cr.			
Particulars	FY'17	FY'16	% Change
Budget Allocation	109	122	-11
Total CSR Expenditure	76	73	4
Expenditure on Education & Skill Development out of total Expenditure Above	50	5	900

- ❖ Achieved generation of 23275 MU during FY'17 against corresponding very good MOU generation target of 23000 MU.
- ❖ TLDP-IV (4X40) Power Project in West Bengal has been put under commercial operation w.e.f. 19th August 2016.
- ❖ NHPC has commissioned its first 50 MW Wind Power Project located at Lakhmana, Jaisalmer District in Rajasthan. Further, A Wind power purchase agreement (PPA) has also been signed with Rajasthan Government, NHPC Limited and INOX Limited on 28.09.2016 for 50 MW Wind Power Project in Jaisalmer, Rajasthan.
- ❖ First unit of (4X200) MW Parbati HE Project, Stage-II in Kullu, Himachal Pradesh has been successfully spun on 31.03.2017.
- ❖ NHPC Successfully completed its buyback of 81,13,47,977 number of equity shares @ Rs. 32.25 per share on March 31, 2017.
- ❖ Disinvestment of 11.45% of the paid up capital of the company through OFS by Govt. of India increasing free float market capitalization.
- ❖ NHPC paid highest ever interim dividend of Rs. 1882 crore for the year 2016-17 as against total dividend of Rs. 1661 crore for the year 2015-16. BoD has recommended final dividend of Rs.0.10/- per share.
- ❖ NHPC has signed a Contract Agreement for Renovation & Modernization of 180 MW Bairasiul Power Station, Himachal Pradesh on September 08,2016 with Bharat Heavy Electricals Limited (BHEL).
- ❖ PPA in respect of Kishanganga HE Project (330 MW), J&K has been signed on 11.08.2016 with Chhattisgarh State Power Distribution Company Ltd for a period of 35 years for 100 MW.

Other Business Initiative

- Wind Energy
- Solar Energy
- Thermal Energy



Clean Power For EVERY HOME

Other Business Initiative – Wind Energy



72 MW Wind Power Project in Palakkad District of Kerala

20

- MOU signed with Government of Kerala on 06.01.2014 for development of wind energy project of 82MW in Palakkad District of Kerala on BOOT basis. Assessed Potential is 72 MW.
- National Institute of Wind Energy prepared draft DPR of the project in Aug-14.
- Comments from State Renewable Agency and KSEB incorporated in DPR.
- Final DPR accepted on 03.10.2015.

Current Status : Allotment of Land for phase 1 by State Govt. is under process . Signing of PPA by KSEB is awaited.



12.5 MW Wind Power Project in Andhra Pradesh

- MOU signed with APTRANSCO on 08.03.2017 for development of wind energy project of 12.5 MW in Anantapur District of AP.
- Required Land for the project is under possession of NHPC since 12.04.2017.

Current Status : EPC bidding & Signing of PPA are under progress.

Other Business Initiative – Solar Energy

50 MW Solar Power Project in Tamil Nadu

21

■ EPC Bid for 50MW Solar Power Project in Tamilnadu invited on 21.10.2016 and award is under process.

■ Expected Commissioning : FY 2017-18

■ Expected Capacity Utilization Factor: 19%

■ Schedule Life of the Project: 25 Years

■ Project Cost- Rs. 287.48 crore (including 10 years O&M)

■ Preferential Tariff (FY 2017-18) : Rs. 4.41 per unit

■ Minimum Annual Generation: 105.96 MU

■ **Current Status:** PPA Signed on 05.10.2016 with TANGEDCO. Land acquisition has completed.

32 MW Solar Power Project in Jalaun, Uttar Pradesh





■ JVC of NHPC Ltd. & UPNEDA namely 'Bundelkhand Saur Urja Limited' formed on 02.02.2015

■ Share of NHPC & UPNEDA : >=74:<=26

■ **Current Status:** EPC Bidding & Signing of PPA under Progress. Registry of 63.491 Ha land in the name of BSUL has been done on 21.03.2017



MOU With BSPGCL & PIRPAINTI BIJLEE COMPANY 1320 MW (660x2)

-  Supercritical Thermal Power Plant with installed capacity of 1320 MW (2*660) to be developed through JVC in Pirpainti, Bhagalpur, Bihar.
-  MoU has been signed on 22.02.2014 amongst NHPC Ltd, Bihar State Power Generation Company Limited (BSPGCL) and Pirpainti Bijlee Company Pvt Limited (PBCPL).
-  NHPC will acquire 74% stake in PBCPL.
-  **Current Status** : PIB is under examination by Ministry of Power. Govt. of Bihar has applied for allocation of separate coal blocks to Pirpainti Project on 21.10.2016 to Ministry of Coal.

NHPC Projects At A Glance



NHPC-Energising India With Hydropower

S. No	NHPC Project & State	Installed Capacity (MW)	Design Energy (MU)	Year of comm.	Capital Cost as on 31.03.17	Tariff (16-17) (Rs. /Kwh)	Type of the project
1	Baira Siul (3x60) Himachal Pradesh	180	779.28	1981 (Sep)	208.13	1.97	Run of River (ROR) with small pondage
2	Loktak, (3*35) Manipur	105	448.00	1983 (May)	179.65	3.65	Storage
3	Salal, (6x115) Jammu & Kashmir	690	3082.00	1987 (Nov)	972.22	2.22	ROR
4	Tanakpur, (3x40) Uttarakhand	94	452.19	1992 (Apr)	421.28	2.96	ROR
5	Chamera-I, (3x180) Himachal Pradesh	540	1664.55	1994 (Apr)	2094.43	2.16	Storage
6	Uri-I, (4x120) Jammu & Kashmir	480	2587.38	1997 (Apr)	3440.77	2.04	ROR
7	Rangit, (3*20) Sikkim	60	338.61	2000 (Feb)	494.99	3.53	ROR with small pondage
8	Chamera-II, (3*100) Himachal Pradesh	300	1499.89	2004 (Feb)	2009.80	1.96	ROR with small pondage
9	Dhauliganga-I, (4x70) Uttarakhand	280	1134.69	2005 (Oct)	1753.82	2.99	ROR with small pondage.
10	Dulhasti, (3x130) Jammu & Kashmir	390	1906.8	2007 (Mar)	5217.20	6.14	ROR with small pondage

S.No.	NHPC Project	Installed Capacity (MW)	Design Energy (MU)	Year of Comm.	Capital Cost as on 31.03.17	Tariff (16-17) (Rs. /Kwh)	Type of the project
11	Teesta-V, (3x170) Sikkim	510	2573.00	2008 (Mar)	2776.29	2.31	ROR with small pondage
12	Sewa-II, (3x40) Jammu & Kashmir	120	533.52	2010 (Jun)	1155.62	4.53	ROR with small pondage
13	Chamera-III, (3*77) Himachal Pradesh	231	1108.17	2012 (Jun)	2140.57	4.25	ROR with small pondage
14	Chutak, (4x11) Jammu & Kashmir	44	212.93	2013 (Jan)	939.90	8.24	ROR
15	TLDP-III, (4x33) West Bengal	132	594.42	2013 (Mar)	2083.28	6.20	ROR with small pondage
16	Nimoo Bazgo, (3x15) Jammu & Kashmir	45	239.00	2013 (Jan)	1053.75	9.29	ROR with small pondage
17	Uri -II, (4x60) Jammu & Kashmir	240	1123.76	2014 (Feb)	2430.77	5.72	ROR
18	Parbati-III (4x130) Himachal Pradesh	520	701.40	2014 (May)	2746.15	5.48	ROR with small pondage
19	TLDP IV (4*40), West Bengal	160	720.00	2016 (Aug)	1793.24*	2.56	Run of River with small pondage
	Total-A	5121	21699.59		33911.86	3.34	

S.No	Project	Installed Capacity (MW)	Design Energy (MU)	Year of Comm.	Completion Cost	Tariff 16-17 (Rs./Kwh)	Type of the project
1	Indrasagar, (8x125) Madhya Pradesh	1000	1628.85	2005	4596.16	3.73	Storage
2	Omkareshwar, (8x65) Madhya Pradesh	520	753.69	2007	3031.76	5.48	Storage
Total-B		1520	2382.54		7627.92		

NHPC- Renewable Energy

S.No	Project	Installed Capacity (MW)	Design Energy (MU)	Year of Comm.	Completion Cost	Tariff 16-17 (Rs./unit)	Type of the project
1	Lakhmana, Jaisalmer	50	94.25	2016	302.50	3.40 *	Wind Power Project
Total-C		50	94.25		302.50		

Grand Total(A+B+C)		6691	24176.38				* Excluding GBI of Rs. 0.50 per unit & Renewal Energy Certificate
---------------------------	--	-------------	-----------------	--	--	--	--

NHPC: Projects Under Construction

NHPC Project	Installed Capacity (MW)	Design Energy (MU)	Type of the project	CCEA Estimated Cost (Rs. Crore) (Price Level)	Anticipated Project Cost (Rs. Crore)	Provisional Project Expenditure till –March'17 (Rs. Crore)	Expected Commissioning Schedule
Subansiri Lower (250X8) Assam/ Ar. Pradesh	2000	7421	Reservoir	6285.33 (DEC02)	17435.15 (FEB16)	9139.26	Shall be finalized after resumption of works
Parbati II (200x4) Himachal Pradesh	800	3108.66	Run of River with small pondage	3919.59 (DEC01)	8398.75 (Mar15)	6191.31	FY 18-19 (Q-3)
Kishanganga (110x3) Jammu & Kashmir	330	1350	Run of River with small pondage	3642.04 (SEP07)	5751.47 (SEP 15)	4817.40	FY 17-18 (Q-4)
Total-A	3130	11879.66		13846.96	31585.37	20147.97	

S.No.	Projects	Installed Capacity (MW)	Design Energy (MUs)	Cost (In Crore) & PL	Status
1	Kotli BheI-IA (3x65) (Uttarakhand)	195	1025.50	2092 (May 13)	In the PIB Meeting on 23 rd Oct'13, project was recommended for investment subject to clearance from Hon'ble SC for Uttarakhand Projects. Decision of Hon'ble SC is awaited.
2	Teesta-IV (4x130) (Sikkim)	520	2373	4854 (May 16)	All statutory clearances received except forest clearance (stage-II) for want of FRA Compliance. Approval of pre-investment activities conveyed by MoP on 03.05.2016.
3	Dibang (12x240) (Ar. Pradesh)	2880	11223	25913 (July 16)	Ministry of Environment, Forest & Climate Change, Govt. of India has conveyed 'In principle' approval for diversion forest land in favour of NHPC Ltd. on 15.04.2015. Further. MoEF & CC has issued Environment Clearance to the Project on 19.05.2015. Updated DPR submitted to CEA on 15.09.2016.
4	Tawang -I (3x200) (Ar. Pradesh)	600	2963	6173 (Dec 16)	All statutory Clearances have been received except Forest clearance for want of compliance under FRA 2006 and Basin Study Report which has been submitted and accepted. After receipt of Forest Clearance (Stage-I), the process for PIB / CCEA shall be initiated. PIB for pre investment activities circulated by MoP on 16.03.2017.
5	Tawang -II (4x200) (Ar. Pradesh)	800	3622	7588 (Sep 15)	All statutory clearances received except forest clearance (stage-II) for want of FRA Compliance. Approval of pre-investment activities by MoP accorded on 28.07.16
Total		4995	21206.50	46620	

Projects Under JV

S.No	Projects	Installed Capacity (MW)	Design Energy (MUs)	Cost (In Cr.) & PL	Status
1	Chenab valley Power Projects Ltd. (JV between NHPC (49%) JKSPDC (49%), & PTC (2%))				
i)	Pakal Dul (4x250) J&K	1000	3330.18	8112 (Mar 13)	MoP vide letter dated 28.10.14 conveyed the Cabinet sanction for investment for Pakaldul . Bidding process for award is under progress.
ii)	Kiru (4x156) J&K	624	2272.02	4641 (Sep 14)	Appraisal of DPR accorded by CEA on 13.06.16. Forest Clearance accorded by State Forest Department of Govt. of J&K on 19.05.16. Environment Clearance accorded by MoEF &CC on 24.06.16. Draft PIB note seeking recommendation for implementation of Kiru Project & infusion of equity by NHPC is under process.
iii)	Kwar (4x135) J&K	540	1975.54	4949 (Apr16)	Environment Clearance accorded by MoEF on 10.04.17. Forest Clearance accorded by State Forest Department on 08.08.2014. Appraisal of DPR accorded by CEA on 23.02.17.
TOTAL		2164	7577.74	17702	

Foreign Assignment Under JV Scheme

1	Chamkharchhu (Bhutan)	770	3344.47	6187 (Dec 16)	<ul style="list-style-type: none"> Project to be developed by JVC of NHPC and DRUKGreen Power Corporation, Bhutan. Joint venture Agreement cum Share Holder's Agreement of proposed JV Company is ready for signing. An updated PIB has been resubmitted to MOP.
JV Grand Total		2934	10922.21	23889	

Projects Under Subsidiary

S.No	Projects	Installed Capacity (MW)	Design Energy (MUs)	Cost (In Cr.) & PL	Status
1	Loktak D/S (2x33) Manipur (JV between NHPC (74%) & Govt. of Manipur (26%))	66	330.24	1444 (Feb 15)	<ul style="list-style-type: none"> ▪ JVC formed & Board started functioning. ▪ Environmental clearance has been accorded in Jan'13. ▪ Forest Clearance has been accorded by MOEF on 22.12.2014. ▪ Concurrence by CEA accorded on 05.05.2017. ▪ PIB memo is under preparation.
TOTAL		66	330.24	1444	

S. No.	Projects	State	Installed Capacity (MW)
Projects Under FR/DPR Preparation			
1	Bursar	Jammu & Kashmir	800
2	Dhauliganga Intermediate	Uttarakhand	225
3	Gauriganga-III A	Uttarakhand	165
	Total		1190



Thank
You

