



ZF STEERING GEAR (INDIA) LTD.

Regd. Office & Works :

Gat No. 1242/44, Village Vadu BK., Tal. Shirur, Dist. Pune-412 216 (India)

Tel. : 02137-305100, Fax : 02137-305302

Web : www.zfindia.com, Email Id : enquiry@zfindia.com

Corporate Identity Number (CIN) : L29130PN1981PLC023734



August 2, 2017

BSE Limited

25th Floor, P. J. Towers,
Dalal Street, Fort,
Mumbai- 400 001

BSE Scrip Code 505163

Sub: Submission of the Annual Report for the Financial Year 2016-17.

**Ref: Regulation 34 of the SEBI (Listing Obligation and Disclosure Requirements),
Regulations, 2015**

Dear Sir,

We are enclosing herewith, a soft copy of the Annual Report for the Financial Year 2016-17, which has been approved and adopted by the Members in the 37th Annual General Meeting held on August 2, 2017.

Please take the above on your record and disseminate the same for the information of Investors.

Thanking you

Yours faithfully,
For **ZF Steering Gear (India) Ltd.**


Company Secretary



ZF STEERING GEAR (INDIA) LIMITED

www.zfindia.com

37th

Annual Report 2016-2017

Steering Towards Future



BOARD OF DIRECTORS

Chairman & Managing Director

Mr. Dinesh Munot

Jt. Managing Director

Mr. Jinendra Munot

Chief Executive Officer

Mr. Utkarsh Munot

Non-Executive Directors

Mr. Manish Motwani

Mr. Ludwig Rapp
(Upto 15.03.2017)

Mr. M. L. Rathi

Mr. Shridhar S. Kalmadi

Mr. Ajinkya Arun Firodia

Mr. Jitendra A. Pandit

Mr. S. A. Gundecha

Mrs. Eitika Munot

Mr. Soumitra Bhattacharya

CHIEF FINANCIAL OFFICER (CFO)

Mr. Jinendra Jain

COMPANY SECRETARY

Mr. Satish Mehta

Audit Committee

Mr. S. A. Gundecha - Chairman

Mr. M. L. Rathi

Mr. Jitendra A. Pandit

Stakeholders Relationship Committee

Mr. Jitendra A. Pandit - Chairman

Mr. M. L. Rathi

Mrs. Eitika Munot

Nomination and Remuneration Committee

Mr. M. L. Rathi - Chairman

Mr. Jitendra A. Pandit

Mr. Manish Motwani

Corporate Social Responsibility Committee

Mr. Dinesh Munot - Chairman

Mr. Jinendra Munot

Mr. Utkarsh Munot

Mr. M. L. Rathi

Mrs. Eitika Munot

AUDITORS M/s. MGM & Co.

Chartered Accountants

INTERNAL AUDITOR M/s. Udyen Jain & Associates

Chartered Accountants

SECRETARIAL AUDITOR Mr. I. U. Thakur

Company Secretary

REGISTERED OFFICE & WORKS

Gat Nos. 1242 & 1244,

Village Vadu Budruk,

Tal. Shirur, Dist. Pune – 412 216

Maharashtra

CIN: L29130PN1981PLC023734

Tel: 02137-305100

Fax: 02137-305302

E-mail Id: enquiry@zfindia.com

Web: www.zfindia.com

BANKERS

Kotak Mahindra Bank

Deutsche Bank AG

HDFC Bank

Bank of Maharashtra

Canara Bank

Yes Bank

SHARE TRANSFERAGENTS

Link Intime India Pvt. Ltd.

Block No. 202, A Wing, 2nd Floor,

Akshay Complex, Off. Dhole Patil Road,

Pune – 411 001

Tel: 020-26160084,

Fax: 020-26163503

E-mail: pune@linkintime.co.in

CONTENTS

General Information	Above
Notice	01
Directors' Report	06
Corporate Governance Report and Shareholder Information	12
Standalone Financial Statements	31
Consolidated Financial Statements	55

NOTICE

Notice is hereby given that the **Thirty-Seventh Annual General Meeting** of the Members of **ZF STEERING GEAR (INDIA) LIMITED** will be held as scheduled below:

Day : Wednesday
Date : August 02, 2017
Time : 3.00 p.m.
Place : Registered Office of the Company,
Gat Nos. 1242/ 44, Village Vadu Budruk,
Tal. Shirur, Dist. Pune - 412 216.

to transact the following business:

ORDINARY BUSINESS:

- To receive, consider and adopt
 - the (Standalone) Audited Financial Statements of the Company for the Financial Year ended March 31, 2017, together with the Reports of the Directors and the Auditors thereon, and
 - the Audited Consolidated Financial Statements of the Company for the Financial Year ended March 31, 2017 and the Report of the Auditors thereon.
- To declare a dividend on equity shares.
- To appoint a Director in place of Mr. Utkarsh Munot (DIN: 00049903), who retires by rotation and, being eligible, offers himself for re-appointment.
- To re-appoint M/S. MGM & Company, Chartered Accountants (Firm Registration Number: 117963W), as Statutory Auditors of the Company to hold office from the conclusion of this Annual General Meeting upto the conclusion of the next Annual General Meeting of the Company on a remuneration of Rs. 600,000 plus taxes and out of pocket expenses.

By Order of the Board of Directors
For **ZF Steering Gear (India) Ltd.**

Satish Mehta
Company Secretary
Membership No. : F3219

May 30, 2017

Registered Office:
Gat No. 1242/44, Village Vadu Budruk,
Tal. Shirur, Dist. Pune - 412 216.
CIN: L29130PN1981PLC023734

Notes:

- A MEMBER ENTITLED TO ATTEND AND VOTE AT THE ANNUAL GENERAL MEETING (THE "MEETING") IS ENTITLED TO APPOINT A PROXY TO ATTEND AND VOTE INSTEAD OF HIMSELF AND A PROXY NEED NOT BE A MEMBER OF THE COMPANY. THE INSTRUMENT APPOINTING THE PROXY SHOULD, HOWEVER, BE DEPOSITED AT THE REGISTERED OFFICE OF THE COMPANY NOT LESS THAN FORTY-EIGHT HOURS BEFORE THE COMMENCEMENT OF THE MEETING.**

A person can act as a proxy on behalf of members not exceeding fifty and holding in the aggregate not more than ten percent of the total share capital of the Company carrying voting rights. A member holding more than ten percent of the total share capital of the Company carrying voting rights may appoint a single person as proxy and such person shall not act as a proxy for any other person or shareholder.

- Profile of the Director being re-appointed, as required by the Corporate Governance Code under Regulation 36(3) of SEBI (Listing Obligation and Disclosure Requirements (LODR) Regulations, 2015 entered into with the Stock Exchange), are annexed to the Notice.
- Members/ Proxies/ Representatives should bring the enclosed duly filled attendance slip, for attending the Meeting. Copies of the Annual Report or Attendance Slip will not be distributed at the Meeting.
- Voting through electronic means:**

- In compliance with the provisions of Section 108 of the Companies Act, 2013 (**the Act**), Rule 20 of the Companies (Management and Administration) Rules, 2014, as substituted by the Companies (Management and Administration) Amendment, Rules 2015, and Regulation 44 of the SEBI (Listing Obligation and Disclosure Requirements) Regulations, 2015, the Company is pleased to offer remote e-Voting facility as an alternative mode of voting which will enable the Members to cast their votes electronically. Necessary arrangements have been made by the Company with 'Central Depository Services (India) Limited' (CDSL) to facilitate remote e-voting.

Remote E-voting is optional and members shall have the option to vote either through remote e-voting or by way of poll-paper at the Annual General Meeting. Members who have cast their votes by remote e-voting prior to Meeting, may attend the Meeting, but shall not be entitled to cast their votes again.

The Board of Directors have appointed Mr. I. U. Thakur, Practicing Company Secretary (C. P. No. 1402), who in the opinion of the Company, is a duly qualified person, as the Scrutinizer who will collate the electronic voting process in a fair and transparent manner.

The instructions for shareholders voting electronically are as under:

- i. The voting period begins on July 30, 2017 (9 a.m.) and ends on August 1, 2017 (5 p.m.). During this period shareholders of the Company, holding shares either in physical form or in dematerialized form, as on the cut-off date of July 26, 2017 (End of Day), may cast their votes electronically. The e-voting module shall be disabled by CDSL for voting thereafter.
- ii. The shareholders should log on to the e-voting website www.evotingindia.com.
- iii. Click on Shareholders/ Members.
- iv. Now Enter your User ID
 - a. For CDSL: 16 digits beneficiary ID,
 - b. For NSDL: 8 Character DP ID followed by 8 Digits Client ID,
 - c. Members holding shares in Physical Form should enter Folio Number registered with the Company.
- v. Next enter the Image Verification as displayed and Click on Login.
- vi. If you are holding shares in demat form and had logged on to www.evotingindia.com and voted on an earlier voting of any company, then your existing password is to be used.
- vii. If you are a first time user follow the steps given below:

	For Members holding shares in Demat Form and Physical Form
PAN	<p>Enter your 10 digit alpha-numeric PAN issued by Income Tax Department (Applicable for both demat shareholders as well as physical shareholders)</p> <ul style="list-style-type: none"> • Members who have not updated their PAN with the Company/ Depository Participant are requested to use the sequence number which is printed on Postal Ballot / Attendance Slip indicated in the PAN field.
Dividend Bank Date of Birth (DOB)	<p>Enter the Dividend Bank Details or Date of Birth (in dd/mm/yyyy format) as recorded in your demat account or in the company records in order to login.</p> <ul style="list-style-type: none"> • If both the details are not recorded with the depository or company please enter the member id / folio number in the Dividend Bank details field as mentioned in instruction (iv).

- viii. After entering these details appropriately, click on "SUBMIT" tab.
- ix. Members holding shares in physical form will then directly reach the Company selection screen.
However, members holding shares in demat form will now reach 'Password Creation' menu wherein they are required to mandatorily enter their login password in the new password field. Kindly note that this password is to be also used by the demat holders for voting for resolutions of any other company on which they are eligible to vote, provided that company opts for e-voting through CDSL platform. It is strongly recommended not to share your password with any other person and take utmost care to keep your password confidential.
- x. **For Members holding shares in physical form**, the details can be used only for e-voting on the resolutions contained in this Notice.
- xi. Click on the EVSN for the relevant **< ZF Steering Gear (India) Limited >** on which you choose to vote.
- xii. On the voting page, you will see "RESOLUTION DESCRIPTION" and against the same the option "YES/ NO" for voting. Select the option YES or NO as desired. The option YES implies that you assent to the Resolution and option NO implies that you dissent to the Resolution.
- xiii. Click on the "RESOLUTIONS FILE LINK" if you wish to view the entire Resolution details.
- xiv. After selecting the resolution you have decided to vote on, click on "SUBMIT". A confirmation box will be displayed. If you wish to confirm your vote, click on "OK", else to change your vote, click on "CANCEL" and accordingly modify your vote.
- xv. Once you "CONFIRM" your vote on the resolution, you will not be allowed to modify your vote.
- xvi. You can also take a print of the votes cast by clicking on "Click here to print" option on the Voting page.
- xvii. If a demat account holder has forgotten the password then Enter the User ID and the image verification code and click on Forgot Password & enter the details as prompted by the system.
- xviii. **Shareholders can also cast their votes using CDSL's mobile app m-Voting available for android based mobiles. The m-Voting app can be downloaded from Google Play Store. Apple and Windows phone users can download the app from the App Store and the Windows Phone Store respectively. Please follow the instructions as prompted by the mobile app while voting on your mobile.**
- xix. **Note for Non – Individual Shareholders and Custodians**

- Non-Individual shareholders (i.e. other than Individuals, HUF, NRI etc.) and Custodian are required to log on to www.evotingindia.com and register themselves as Corporates.
 - A scanned copy of the Registration Form bearing the stamp and sign of the entity should be emailed to helpdesk.evoting@cdslindia.com.
 - After receiving the login details a Compliance User should be created using the admin login and password. The Compliance User would be able to link the account(s) for which they wish to vote on.
 - The list of accounts linked in the login should be mailed to helpdesk.evoting@cdslindia.com and on approval of the accounts they would be able to cast their vote.
 - A scanned copy of the Board Resolution and Power of Attorney (POA) which they have issued in favour of the Custodian, if any, should be uploaded in PDF format in the system for the scrutinizer to verify the same.
- xx. In case you have any queries or issues regarding evoting, you may refer the Frequently Asked Questions (“FAQs”) and e-voting manual available at www.evotingindia.com, under help section or write an email to helpdesk.evoting@cdslindia.com.
- b. In the event, the draft resolution is assented to by the requisite majority of Shareholders by means of electronic voting, the date of declaration of result shall be deemed to be the date of passing of the said resolution at the Annual General Meeting.
- c. The voting rights of Shareholders shall be in proportion to their shares of the paid up equity share capital of the Company as on the cut-off date i.e. July 26, 2017. Shareholders are requested to notify the change in the address, if any, in case of shares held in electronic form to the concerned Depository Participant quoting their Client ID and in case of Physical shares to the Registrar and Transfer Agent.
- d. The Scrutinizer shall after the conclusion of voting at the Annual General Meeting, will first count the votes cast at the meeting and thereafter unblock the votes cast through remote e-voting, in the presence of at least two witnesses, not in the employment of the Company and shall make, not later than three days of the conclusion of the Annual General Meeting, a consolidated scrutinizer’s report of the total votes cast in favour or against, if any, to the Chairman or a person authorized by him in writing, who shall countersign the same and declare the results of the voting forthwith.
- The Results declared along with the consolidated Scrutinizer’s Report shall be placed on the Company’s website www.zfindia.com and on the website of CDSL. The results shall simultaneously be communicated to the BSE Limited.
5. A copy of this notice has been placed on the website of the Company and on the website of CDSL.
 6. The Register of Members and Share Transfer Books of the Company will be closed from July 28, 2017 to August 2, 2017 (both days inclusive).
 7. The Register of Directors and Key Managerial Personnel and their shareholding, maintained under Section 170 of the Companies Act, 2013, will be available for inspection by the members at the Annual General Meeting.
 8. The Register of Contracts or Arrangement in which directors are interested, maintained under Section 189 of the Companies Act, 2013, will be available for inspection by the Members at the Annual General Meeting.
 9. Members desirous of obtaining any information concerning the accounts and operations of the Company are requested to address their questions to the Company, so as to reach it at least ten days before the date of the Meeting, so that information can be made available at the Meeting.
 10. Members holding shares in physical form are requested to intimate the changes, if any, in their registered addresses, to the Company’s Registrar & Share Transfer Agents, Link Intime India Pvt. Ltd., Block No. 202, Akshay Complex, Near Ganesh Temple, Off Dhole Patil Road, Pune- 411 001.
 11. Members are advised that respective bank details and address as furnished by them or by NSDL/ CDSL to the Company, for shares held in physical form and in the dematerialized form respectively, will be printed on their dividend warrants so as to protect against fraudulent encashment.
 12. To support the ‘Green Initiative’, Members who have not registered their e-mail addresses are requested to register the same with ‘Link Intime India Pvt. Ltd.’, if shares are held in physical mode or with their DPs, if the holding is in electronic mode. The registered e-mail address will be used for sending future communications.
 13. The route map showing directions to reach venue of the thirty-seventh AGM is annexed.
 14. Pursuant to the provisions of Section 124 of the Companies Act, 2013, the amount of dividend remaining unpaid or unclaimed for a period of seven years from the date of transfer to the unpaid dividend account, is required to be transferred to the Investor Education and Protection Fund (IEPF) of the Central Government. Accordingly, unclaimed

dividends for the financial years 1995-96 to 2009-10 (Interim) have been transferred to the IEPF. Unclaimed final dividend for F. Y. 2009-10 is due for transfer in August 2017. Shareholders who have not yet encashed the dividend warrants for financial years 2009-10 (final) and thereafter are requested to contact the Company at the earliest.

Further, pursuant to the provisions of Section 124 of the Act and IEPF Rules, **all shares on which dividend has not been paid or claimed for seven consecutive years or more shall be transferred to an IEPF suspense account (in the name of the Company) within thirty days of such shares becoming due for transfer to the Fund.**

The Members/ claimants whose shares and unclaimed dividend have been transferred to the Fund may claim the shares or apply for refund by making an application to IEPF Authority in Form IEPF 5 (available on www.iepf.gov.in) along with requisite fee as decided by the Authority from time to time. The Members/ claimant can file only one consolidated claim in a Financial Year as per the IEPF Rules.

It is in the Members' interest to claim any un-encashed dividends and for future, opt for Electronic Clearing Service, so that dividends paid by the Company are credited to the investor's account on time.

Members are requested to the Company for claiming the dividend for the aforesaid years.

The details of unclaimed dividends of the aforesaid years are available on the Ministry of Corporate Affairs website at www.mca.gov.in and on the website of the Company viz. www.zfindia.com.

15. The Annual Report 2016-17 of the Company circulated to the Members of the Company, will be made available on the Company's website at www.zfindia.com and also on the website of the BSE Ltd. (Bombay Stock Exchange) at www.bseindia.com.
16. The Securities and Exchange Board of India (SEBI) has mandated the submission of Permanent Account Number (PAN) by every participant in securities market. Members holding shares in electronic form are, therefore, requested to submit the PAN to their Depository Participants with whom they are maintaining their demat accounts. Members holding shares in physical form can submit their PAN details to the Company/ Registrars and Transfer Agents, Link Intime India Pvt. Ltd.
17. Relevant documents referred to in the accompanying Notice are open for inspection by the Members at the Registered Office of the Company on all working days, during business hours up to the date of the 37th

Annual General Meeting. The aforesaid documents will also be available for inspection by members at the Meeting.

18. In this Notice and Annexure thereto, the terms 'Shareholders' and 'Members' are used interchangeably.

Important Communication to Members

The following are the Company's recommendations to the shareholders/ investors:

Open Demat Account and Dematerialize your shares

Investors should convert their physical holdings of securities into demat holdings. Holding securities in demat form helps investors to get immediate transfer of securities. No stamp duty is payable on transfer of shares held in demat form and risks associated with physical certificates such as forged transfers, fake certificates and bad deliveries are avoided.

Consolidate Multiple Folios

Investors should consolidate their shareholding held in multiple folios. This would facilitate one-stop tracking of all corporate benefits on the shares and would reduce time and efforts required to monitor multiple folios.

Register NECS Mandate and furnish correct bank account particulars with Company/ Depository Participant (DP)

Investors holding the shares in physical form should provide the National Electronic Clearing Services (NECS) mandate to the Company and investors holding the shares in demat form should ensure that correct and updated particulars of their bank account are available with the Depository Participant (DP). This would facilitate in receiving direct credits of dividends, refunds etc., from Companies and avoid postal delays and loss in transit.

Investors must update their new bank account numbers allotted after implementation of Core Banking Solution (CBS) to the Company in case of shares held in physical form and to the DP in case of shares held in demat form.

Submit Nomination Form

As per the provisions of Section 72 of the Companies Act, 2013, the facility for making nomination is available for the Members in case of physical shares with the Company and in case of dematerialized shares with their DP. Nomination would help the nominees to get the shares transmitted in their favour. Investors must ensure that nomination made is in the prescribed Form and must be witnessed by two witnesses in order to be effective. The Form may be downloaded from the Company's website www.zfindia.com under the section 'Investor'.

Profile of the Director being re-appointed as required under Regulation 36(3) of SEBI (Listing Obligations and Disclosure Requirements) Regulations, 2015 and the Secretarial Standard on General Meetings issued by The Institute of Company Secretaries of India

Particulars	Mr. Utkarsh Munot
DIN	00049903
Type	Whole- time Director
Age	36 years
Date of Appointment	October 31, 2006
Qualification	B.E. (Mech. & Mfg. Engg.) U.S.A.
Expertise in Specific Functional areas	Mr. Utkarsh Munot, is Bachelor in Mechanical Engineering and Manufacturing Engineering from the North Eastern University, Boston, USA. He also holds Diploma in Business Administration from the same University. Mr. Utkarsh Munot was working as 'Manager-Works' in the Company since May 14, 2004. He was appointed as 'Executive Director' of the Company from November 1, 2006. He has taken charge as 'Executive Director & Chief Executive Officer' with effect from May 19, 2016.
Other Directorships held in India	<ul style="list-style-type: none"> - Emtech Solutions Pvt. Ltd. - Devashrya Realty Pvt. Ltd. - DM South India Hospitality Pvt. Ltd. - Yelben Engineering Pvt. Ltd. - B U Bhandari M & M Realtors Pvt. Ltd. - Spiral EHL Engineering Private Limited.
Membership of Committees (in the Company)	Corporate Social Responsibility (CSR) Committee
Membership of Committees (Others)	<p>He is also Executive Committee Member of ACMA (Automotive components Manufacturers Association of India) and Management Committee Member of Indira Institute of Management, Pune.</p> <p>He is National Coordinator of YBLF (Young Business Leaders Forum – Young Division of ACMA) and Member of 'Young Presidents' Organization (YPO).</p>
No. of Equity Shares held in the Company	1,191,494 equity shares of Rs. 10 each
Relationship between directors/ KMP inter-se	Mr. Utkarsh Munot is husband of Mrs. Eitika Munot and son of Mr. Dinesh Munot, Directors of the Company.
Number of Board Meetings attended during the financial year 2016-17	Four out of Four

By Order of the Board of Directors
For **ZF Steering Gear (India) Ltd.**

May 30, 2017

Registered Office:
Gat No. 1242/44, Village Vadu Budruk,
Tal. Shirur, Dist. Pune - 412 216
CIN: L29130PN1981PLC023734

Satish Mehta
Company Secretary
Membership No. : F3219

Directors' Report

To the Members,

The Directors have pleasure in presenting the 37th Annual Report and the Company's Financial Statement for the financial year ended March 31, 2017.

Financial Results

(Rs. In million)

Particular	Standalone		26% share in JV Company named 'Robert Bosch Automotive Steering Pvt. Ltd.'		Consolidated	
	2016-17	2015-16	2016-17	2015-16	2016-17	2015-16
Sales (net) and other Income	3976.59	3872.57	618.68	429.25	4595.27	4301.82
Profit/ (Loss) before depreciation and tax	850.02	829.99	(80.46)	(145.54)	769.56	684.45
Depreciation and amortization expenses	278.93	247.36	56.06	58.51	334.99	305.87
Exceptional Items	-	-	47.84	-	47.84	-
Profit/ (Loss) before Tax (PBT)	571.09	582.63	(184.36)	(204.05)	386.73	378.58
Tax Expense	125.87	131.99	-	(7.14)	125.87	124.85
Profit/ (Loss) for the year (PAT)	445.22	450.64	(184.36)	(196.91)	260.86	253.73
Balance Brought Forward from Previous year	328.10	14.00	(558.00)	(361.10)	(229.90)	(347.10)
Transfer to General Reserve	Nil	Nil	Nil	Nil	Nil	Nil
Closing Balance under Profit and Loss Statement c/f	773.32	328.14	(742.36)	(558.01)	30.96	(229.87)

Dividend

Your Directors are pleased to recommend a dividend of Rs.8/- per share for the financial year ended March 31, 2017.

Management Discussion and Analysis

India has emerged as the fastest growing major economy in the world as per the Central Statistics Organisation (CSO) and International Monetary Fund (IMF). As per the Economic Survey 2016-17, the Indian economy should grow between 6.75 and 7.5 per cent in F.Y. 2017-18. India has become the sixth largest manufacturing country in the world. India is seen as an engine of global growth.

IMF in April 2017 retained its growth forecast of 7.2% for India for the fiscal year 2017-18, in its World Economic Outlook and also estimated that India would grow at 7.7% in 2018-19.

Industry structure and developments

The overall Commercial Vehicles segment registered a growth of 4.3 percent in April-March 2017 as compared to the same period last year. Medium & Heavy Commercial Vehicles (M&HCVs) grew by 2.5 percent and Light Commercial Vehicles grew by 5.5 percent during April-March 2017 over the same period last year.

The tractor industry has showed a positive growth during F.Y. 2016-17. While domestic volumes increased by 18.2% between

April 2016 - January 2017, exports remained flat. Domestic growth was fuelled by favourable farm sentiments as the southwest monsoon performance remained healthier compared to the previous two fiscals.

Review of Operations and the State of Company's Affairs

Operations and Financial Performance of the Company

Auto Components

Comparative quantitative figures of Sales are as under:

(Numbers)

Type	2016-17	2015-16	Growth
Power Steering	253,363	246,647	2.72%
Mechanical Steering	111,742	116,245	-3.87%

Sales, in value terms, were up by 2.10%.

Renewable Energy-

Solar Energy

Your Company's 5 MW Solar Power Project at Gujarat Solar Park, Charnka Village, District Patan (Kutch) Gujarat generated Rs.8.39 million Units of Electricity with sales-revenue of Rs.93.89 million in the F.Y. 2016-17. The entire electricity is purchased by Gujarat Urja Vikas Nigam Limited (GUVNL), a Government of Gujarat Company.

Wind Energy

Seven Wind Turbine Machines, owned and operated by the Company, located in districts of Satara and Ahmednagar, having aggregate capacity of 6.7 MW, generated a total of 9.94 million units in the F.Y. 2016-17. All the units generated were used as captive consumption, which accounted for approximately 74.20% of the energy-consumption of the Company's factory at Village Vadu Budruk.

Other Income

During the financial year, Income received on financial investments, held by the Company, was Rs. 53.49 million, higher compared to Rs. 36.71 million for the F.Y. 2015-16.

Finance

Finance cost of the Company was Rs. 24.9 million against Rs. 17.7 million, in view of higher working capital requirement.

Investments

Rs. 143 million were invested in as additional investment in the equity capital of the Joint Venture Company. Some of the other investments were redeemed during the year. Net effect is that Total Investments of the Company went up by Rs. 92.8 million, i.e. from Rs. 1645.8 million at March 31, 2016 to Rs. 1738.6 million at March 31, 2017.

Credit Rating

ICRA, the Credit Rating Agency, has reaffirmed the A+ and A1+ rating for long and short term borrowing of the Company.

Profitability

Profit for the year was Rs. 445.22 million as compared to Rs. 450.63 million for the F.Y. 2015-16. Earnings Per Share is Rs. 49.07 for the year ended March 31, 2017.

Outlook, Opportunities and Threat

Government of India aims to make automobiles manufacturing the main driver of 'Make in India' initiative, as it expects India to be the third largest Automotive market and Commercial Vehicle production expected to grow to two million by 2026, as highlighted in the 'Auto Mission Plan 2016-26'.

The proposed 'Voluntary Vehicle Fleet Modernisation Plan' (V-VMP) has received an in-principle approval by the Committee of Secretaries. The proposal will have to be cleared by the Union Cabinet for implementation. The proposal provides incentives worth 8-12 percent of the cost of a new vehicle in lieu of surrendering the old ones and looks to get several million over-15-years-old vehicles off the road, thereby reducing vehicular emission. This policy, if implemented, will give a big boost to the Commercial Vehicles Industry.

A lot is expected to happen in 2017 on the regulatory front and with introduction of Goods and Service Tax (GST). With so many policy-level developments expected all through the year, the auto industry is surely expected to face a challenging year, as per 'Society of Indian Automobile Manufacturers' (SIAM).

ICRA - the Rating Agency, has forecast a growth of about 6-7% for the tractor industry (domestic + exports) in F.Y.2018, which is marginally lower than the long term CAGR estimate of 8-9% for the industry. ICRA says the long term industry drivers continue to remain intact.

Subsidiaries, Associates and Joint Ventures

Consolidated Financial Statements

The Company does not have any subsidiary. However, the Company has a Joint Venture with 'Robert Bosch Automotive Steering GmbH' in the name of 'Robert Bosch Automotive Steering Private Limited.

The said Joint Venture has been established, as per the Joint Venture Agreement dated March 31, 2007. Robert Bosch Automotive Private Limited (**the Joint Venture Company**) is also an associate company of your Company, as your Company holds 26% of the total paid up equity share capital of the said Joint Venture Company.

This necessitates presentation of Consolidated Financial Statement of the Company with its Joint Venture/ Associate Company, in addition to Company's standalone Financial Statement, as per the provisions of the Companies Act, 2013 (**the Act**). The Annual Audited Consolidated Financial Statement together with the Report of the Auditors thereon forms part of this Annual Report.

Joint Venture (JV)/ Associate Company

'Robert Bosch Automotive Steering Private Limited'

The Joint Venture Company was incorporated in the year 2007, based on the above referred Joint Venture Agreement, for manufacture of products as defined in the said Agreement, which includes Steering Gears for Commercial Vehicles, Electric Steering Systems for Passenger Cars and other products. Though the Joint Venture Company started its activities since the year 2012 and established state of the art facilities in respect of Electric Power Steering Systems, but the success, uptill March 31, 2017, is limited.

Similarly, though the efforts and facilities for production of Servocomm Type Steering Systems are being made, the success there too, uptill March 31, 2017, is very limited. Thus, the facility of the Joint Venture Company situated at Village Phulgaon, Alandi Markal, District Pune, is not being exploited/utilized to the fullest extent.

Your Company, till March 31, 2017, has invested a sum of Rs. 1194.7 million in the equity share capital of the Joint Venture Company, representing 26% of the total paid up equity capital. The balance 74% of equity capital is held by 'Robert Bosch Automotive Steering GmbH', a German Company.

The turnover during the year under Report of this Joint Venture Company increased from Rs.1834 million to Rs. 2657 million and the losses for the year reduced from Rs. 757 million (previous year ended on March 31, 2016) to Rs. 709 million for the year ended on March 31, 2017.

As reported earlier there was erosion of more than 50% of the peak net worth of the Joint Venture Company during the immediate preceding four financial years. The Joint Venture Company accordingly filed the necessary information/ returns/ declarations with the Board for Industrial & Financial Reconstruction as per the Repealed Act, viz. the Sick Industrial Companies (Special Provisions) Act, 1985, in the month of November 2016.

Your Company undertook an obligation to continue to support the said Joint Venture Company and invested the additional funds in the acquisition of equity shares during the year under report. It is expected that your Company may be required to invest additional resources to support the said Joint Venture.

A statement, pursuant to Section 129(3) of the Act read with Rule 5 of the Companies (Accounts) Rules, 2014, containing the salient features of the financial statement of the Joint Venture Company is appended with the financial statement.

Expansion and Capital Expenditure

Steering Gear Systems

As indicated in our previous Report, with a view to establish a second manufacturing unit for auto components, the Company has acquired on lease, an industrial plot, during the year, at Pithampur, District Dhar, Madhya Pradesh. The planning work is in progress and the plant is expected to be operation in next 18-24 months. This will add to the manufacturing capacity of the Company and also bring proximity with some of the major customers of the Company.

Internal Control System and its Adequacy

The Company has an Internal Control System commensurate with the size, scale and complexity of its operations. The scope of the Internal Audit is decided by the Audit Committee and the Board. There is an internal audit department which checks all the vouchers, financial reports, registers etc. To maintain its objectivity and independence, the Board has also appointed an external Auditor, which reports to the Audit Committee of the Board on a periodic basis.

The Internal Auditor monitors and evaluates the efficacy and adequacy of internal control systems in the Company, its compliance with operating systems, accounting procedures and policies for various functions of the Company. Based on the report of Internal Auditor, process owners undertake corrective

action, wherever required in their respective areas and thereby strengthen the controls further. Audit observations and actions taken thereof are presented to the Audit Committee of the Board.

The Company's Audit Committee regularly reviews the financial management reports and data, and interacts with the External and Internal Auditors for ascertaining the adequacy of internal controls.

Human Resources/ Industrial Relations

The industrial relations remained cordial during the year. As at end of March 31, 2017, the Company had 556 permanent employees on its roll.

Cautionary statement

The above 'Management Discussion and Analysis Report' is a forward looking Statement based on the Company's projections, estimates and perceptions. These statements reflect the Company's current views with respect to the future events and are subject to risks and uncertainties. Actual results may vary materially from those projected here.

Conservation of Energy, Research and Development, Technology Absorption and Innovation, Foreign Exchange Earnings and Outgo:

The details as required under the Companies (Accounts) Rules, 2014 are given in Annexure - I to this Report.

Directors and Key Managerial Personnel

Mr. Ludwig Rapp resigned as Director of the Company with effect from March 15, 2017. The Board places on record its appreciation for the service rendered by Mr. Ludwig Rapp, during his association with the Company.

At the ensuing Annual General Meeting, Mr. Utkarsh Munot, retires by rotation and being eligible, offers himself for re-appointment.

The resolution for the above re-appointment along with brief Profile of Mr. Utkarsh Munot as required under Regulation 36(3) of the SEBI (Listing Obligations and Disclosure Requirements) Regulations, 2015 (**the Listing Regulations**), forms part of the Notice of the 37th Annual General Meeting. The Board recommends this resolution.

The Company has received declarations from all the Independent Directors of the Company confirming that they meet the criteria of independence, as prescribed both under the Act and under the Regulation 16(b) of the Listing Regulations.

The Company has devised a Policy, for performance evaluation of Independent Directors, Board as a Whole, Committees of the Board and other individual Executive/ Non-Executive Directors. The Policy includes criteria for performance evaluation. The criteria are based upon age, experience, quality of participation in Board/ Committee proceedings, attendance at meetings, contribution by strategic inputs and others. The criteria along with additional requirements prescribed by Section 149

of the Act are used for selection of Independent Directors. The Company carried out the performance evaluation during the year.

During the period, there was no change in the Key Managerial Personnel of the Company.

Directors' Responsibility Statement

Your Directors state that:

- i) in the preparation of the annual accounts for the financial year ended March 31, 2017, the applicable Accounting Standards read with requirements set out under Schedule III to the Act, have been followed and there are no material departures from the same.
- ii) the Directors have selected such Accounting Policies and applied them consistently and made judgments and estimates that are reasonable and prudent so as to give a true and fair view of the state of affairs of the Company as at March 31, 2017 and of the profit of the Company for the year ended on that date.
- iii) the Directors have taken proper and sufficient care for the maintenance of adequate accounting records in accordance with the provisions of the Act, for safeguarding the assets of the Company and for preventing and detecting fraud and other irregularities.
- iv) the Directors have prepared the annual accounts on a 'going concern' basis.
- v) the Directors have laid down internal financial controls to be followed by the Company and that such internal financial controls are adequate and are operating effectively and
- vi) the Directors have devised proper systems to ensure compliance with the provisions of all applicable laws and that such systems are adequate and operating effectively.

Corporate Governance Report

Pursuant to Regulation 34(3) read with Schedule V of the Listing Regulations, a detailed report on Corporate Governance is given in Annexure - II along with the Auditors' Certificate on its compliance, which forms part of this report.

Particulars of Loans given, Investments made, Guarantees given and Securities provided

The Company has not given any loan or guarantee or provided any security in connection with any loan covered under the provisions of Section 186 of the Act.

During the year, as stated above, the Company invested a sum of Rs. 143 million in the equity shares of the JV Company. The Company liquidated some of its investments and also made some fresh investments. The details of the investments, including as of April 1, 2016, changes during the year and held as on March 31, 2017, are disclosed in the Note no. 11 to the financial statement.

Contracts and Arrangements with Related Parties

All contracts/ arrangements/ transactions entered into by the Company with related parties during the financial year were on an arm's length basis and were in the ordinary course of business. During the year, the Company had not entered into any contract/ arrangement/ transaction with related parties, which could be considered material in accordance with the policy of the Company on materiality of related party transactions.

Considering the provisions of Section 134 of the Act, as all transactions with related parties referred to sub-section (1) of Section 188 of the Act and exemption is available only from the procedural compliance for transactions, which are in ordinary course of business and based on arm's length prices, the disclosure in the prescribed Form AOC – 2, including part 2 thereof is attached as Annexure III to this Report.

Corporate Social Responsibility (CSR)

Pursuant to Section 135 of the Act and as per the Companies (Corporate Social Responsibility) Rules, 2014, read with various clarifications issued by the Ministry of Corporate Affairs, the Company has framed a CSR Policy, which is available on the Company's website www.zfindia.com. The Company has undertaken activities as per the CSR Policy. The Annual Report on CSR activities is annexed herewith marked as Annexure IV.

Risk Management

The Audit Committee has been entrusted with the responsibility to assist the Board in (a) Overseeing and approving the Company's enterprise wide risk management framework and (b) Overseeing that all the risks that the organization faces such as strategic, financial, credit, market, liquidity, security, property, legal, information technology, Regulatory and other risks have been identified and assessed and there is an adequate risk management infrastructure in place capable of addressing those risks.

The Company manages monitors and reports on the major risks and uncertainties, those can impact its ability to achieve its strategic objectives. The Company has introduced several improvements in internal control management to drive a common integrated view of risks, optimal risk mitigation, responses and efficient management of internal control and assurance activities.

Auditors and Auditors' Report

Statutory Auditors

M/s. MGM and Company, Chartered Accountants, Statutory Auditors of the Company, hold office till the conclusion of the ensuing Annual General Meeting and are eligible for reappointment. They have confirmed (i) their eligibility to the effect that their re-appointment, if made, would be within the prescribed limits prescribed under the Act, (ii) that they are not disqualified for re-appointment.

The Auditors' Report does not contain any qualification, reservation or adverse remark.

Secretarial Auditor

The Board had appointed Mr. I. U. Thakur (PCS Registration No. 1402), Practicing Company Secretary, to conduct Secretarial Audit for the financial year 2016-17. The Secretarial Audit Report for the same is annexed herewith as Annexure V. The Secretarial Audit Report does not contain any qualification, reservation or adverse remark.

Disclosures

Meetings of the Board

Four meetings of the Board of Directors were held during the financial year. Detailed information is given in the Report on Corporate Governance, forming part of this Annual Report.

Committees of the Board

Audit Committee

The Audit Committee comprises Independent Directors namely Mr. S. A. Gundecha (Chairman), Mr. M. L. Rathi and Mr. Jitendra A. Pandit as other members. All the recommendations made by the Audit Committee were accepted by the Board.

The details of all committees and its terms of reference are set out in the Corporate Governance Report.

Remuneration Policy

The Board, has on the recommendation of the Nomination & Remuneration Committee, approved a policy for selection, appointment and remuneration of directors and senior management. The detailed Remuneration Policy is placed on the Company's website www.zfindia.com.

Vigil Mechanism/ Whistle Blower Policy

The Vigil Mechanism of the Company also incorporates a whistle blower policy, in terms of the Listing Regulations. Protected disclosures can be made by a whistle blower through an e-mail/ telephone/ letter to the Chairman of the Audit Committee. The Policy on Vigil Mechanism and Whistle Blower may be accessed on the website of the Company at www.zfindia.com.

Extract of the Annual Return

Extract of the Annual Return of the Company in Form MGT 9 is annexed herewith as Annexure VI to this Report.

Particulars of Employees and related disclosures

Considering the provisions of Section 197(12) of the Act read with the relevant rules and having referred to provisions of the First Proviso to Section 136(1) of the Act, the Annual Report is being sent to the members of the Company, excluding details of particulars of employees and related disclosures. The said information/ details are available for inspection at the Registered Office of the Company during working hours, on any working day. Any Member interested in obtaining this information may write to the Company Secretary and this information would be provided on request.

Disclosure – Policy on Prevention of Sexual Harassment at Workplace

The Company has in place, a Policy on Prevention of Sexual Harassment at Workplace in line with the requirements of 'The Sexual Harassment of Women at Workplace (Prevention, Prohibition & Redressal) Act, 2013' and the Rules framed thereunder. An Internal Complaints Committee (ICC) has been set up to redress complaints received regarding sexual harassment. All employees (permanent, temporary, trainee etc.) are covered under this Policy. During the year, no complaint with allegation of sexual harassment was received by the Company.

General

1. The Company held no deposits at the beginning of the year, nor accepted any deposits during the year under report.
2. All equity shares issued by the Company rank pari- passu in respect of right to receive dividend, voting rights or otherwise.
3. During the year under report, no shares were issued as sweat equity to any of the employees or others.
4. As the Company does not have any subsidiary, no remuneration was received by any Whole-time Director of the Company from a subsidiary.
5. During the year under report, no strictures or material orders were passed by any Regulator or a Court or a Tribunal, which may impact on the going concern status of the Company or its operations in future.
6. There are no material changes or commitment affecting the financial position of the Company from March 31, 2017 till date of this Report.
7. There has been no instance of fraud reported by the Statutory Auditors under Section 143(12) of the Act and Rules framed thereunder either to the Company or to the Central Government.

Acknowledgement

The Board of Directors takes this opportunity to thank its Customers, Members, Suppliers, Bankers, Business partners/ Associates and the Government Authorities for the Support and co-operation received to the Company. The Board also acknowledges the understanding and support of all Company's employees.

For and on behalf of the Board of Directors

**Pune
May 30, 2017**

**Dinesh Munot
Chairman & Managing Director**

Annexure I to the Directors' Report 2016-17

Conservation of Energy, Technology Absorption and Foreign Exchange Earnings and Outgo (pursuant to Rule 8(3) of The Companies (Accounts) Rules, 2014)

A. Conservation of Energy

- Automatic power factor controller installed for entire factory to maintain power factor at unity.
- Factory shop floor's 250 W and 150 W overhead lamps replaced by 75W LED lamps, which provide better illumination and save energy.
- Waste-water treated and recycled for gardening.
- LPG consumption reduced from 22 tons to 13 tons by adding efficient furnaces.

Wind Energy

Seven Windmills, of aggregate 6.7 MW capacities, generated 9.94 million units of electricity in F.Y. 2016-17, which was captively consumed in the Company's plant at Vadu. Budruk. This covered 74.20% of total power consumption of that plant for the year.

Solar Energy

The Company's Solar Energy Plant generated 8.39 million units of electricity in F.Y. 2016-17. These units were sold to GUVNL (Gujarat Urja Vikas Nigam Limited), as per the PPA (Power Purchase Agreement) signed with Government of Gujarat.

B. Technology Absorption, Research And Development

1) Efforts made towards Technology Absorption

- a. Process/ equipment developments – New test-rigs for functional-test made operational.
- b. Value engineering and value analysis (VEVA) – Double-barrel power steering gear productionised.
- c. Up-gradation of existing products to the need of customers PAS for Tractors introduced.
- d. Modernization and automation of the plant to produce and test the products to its accuracy.
- e. Import substitutes – Developed 'Valve Block' and 'Radial Piston Pump' for customers.
- f. Factory lay out changed for one piece flow by VSM study resulted in to less work in progress inventory, less trolleys and eliminated metal to metal contact on all stages.

- g. New product development and R&D strengthened by implementing PLM and APQP approach.
- h. Piston sub assembly automation line established for production.
- i. State of art ball track imported grinding machines are installed which will enhance quality of the product.

2) Benefits derived as a result of the above efforts

- a. Product quality and cost reduction.
- b. Improvement in market share.
- c. Indigenization of various components.
- d. Reduction in foreign exchange outgo.
- e. Conveyerise movement of material from assembly, painting and to dispatch eliminates non value adding man power.
- f. Improvements in Manufacturing methods and quality standards.
- g. Aiming towards self sufficiency in engineering skills for manufacturing range of steering gears and connected products.
- h. Development of cost effective, high performance engineering products.

3) Imported Technology in last three years - Nil

4) Expenditure on R & D

The Company has so far incurred Capital-expenditure of Rs. 45.25 million on R & D.

C. Foreign Exchange Earnings and Outgo

a. Earnings in Foreign Exchange	Rs. 66.85 million
b. Expenditure in Foreign Exchange	Rs. 12.89 million
c. Value of Imports calculated on CIF basis-	
- Raw Material, Components etc.	Rs. 284.82 million
- Capital Goods	Rs. 192.95 million

For and on behalf of the Board of Directors

**Pune
May 30, 2017**

**Dinesh Munot
Chairman & Managing Director**

Annexure II to the Directors' Report

Corporate Governance Report

1. Company's Philosophy on Corporate Governance:

The Company is fully committed to attainment of the highest levels of transparency, accountability and equity, in all facets of its operations, and in all its interactions with its shareholders, employees, suppliers, customers and the government.

The Company believes that all its operations and actions must serve the underlying goals of achieving business excellence and increasing long term shareholder value.

Ethics/ Governance Policies:

The Company employees and the Board adhere to ethical standards to ensure integrity, transparency, independence and accountability in dealing with all stakeholders. The Company has adopted various codes and policies to carry out the functions/ duties in an ethical manner. Some of these codes and policies are:

- Code of Conduct
- Code of Conduct for Prohibition of Insider Trading
- Policy on Determination of Materiality for Disclosure of Events or information
- Vigil Mechanism and Whistle Blower Policy
- Policy on Materiality of Related Party Transactions and on Dealing with Related Party Transactions
- Policy on Corporate Social Responsibility
- Policy for Selection of Directors and determining Directors Independence
- Remuneration policy for Directors, Key Managerial Personnel and other Employees.

2. Board of Directors:

As on March 31, 2017, the Company's Board comprised 11 Directors (out of which more than half of the Directors are Independent Directors) with Mr. Dinesh Munot as the Chairman & Managing Director.

The Board evaluates the Company's strategic direction, management policies, performance objectives and effectiveness of Corporate Governance practices.

Independent Directors:

The Company has appointed Independent Directors who are renowned persons having expertise/ experience in their respective fields/ professions. None of the Independent Directors is Promoter or related to Promoters. They do not have pecuniary relationship with the Company

and further do not hold two percent or more of the total voting power of the Company. None of the Independent Directors of the Company serves as an Independent Director in more than seven listed companies and where any Independent Director is serving as whole-time director in any listed company, such director is not serving as Independent Director in more than three listed companies. All the Independent Directors hold office for five consecutive years from the date of their respective appointment. The Company has issued letter of appointment to all the Independent Directors, as provided in the Schedule IV to the Companies Act, 2013 (**the Act**), containing the terms and conditions of their appointment.

Familiarization Programs

The Board members are provided with necessary documents, reports, updates on statutory changes and internal policies to enable them to familiarize with the Company's procedures and practices.

With a view to familiarizing the independent directors with the Company's operations, as required under the SEBI (Listing Obligations and Disclosure Requirements) Regulations, 2015 (**the Listing Regulations**), the Company has held various familiarization programs for the independent directors. The details of familiarization programs are placed on the Company's website www.zfindia.com.

Board Meetings and Board-Committee Meetings

As on March 31, 2017, the Board has four Committees, namely the Audit Committee, the Nomination & Remuneration Committee, the Stakeholders' Relationship Committee and the Corporate Social Responsibility (CSR) Committee. The Board is authorized to constitute additional functional Committees, from time to time, depending on business needs.

Number of Board Meetings held with dates

The Board Meetings dates are normally pre-determined. During the year ended on March 31, 2017, the Board of Directors had 4 meetings. These were held on May 19, 2016, July 28, 2016, November 8, 2016 and February 2, 2017.

The information including as specified in the Listing Regulations is regularly made available to the Board, whenever applicable and materially significant, for discussion and consideration. The Company's Board/ Committees are presented with detailed notes, along with agenda, well in advance of the meetings. The Agendas for the Board/ Committee Meetings is set by the Company Secretary in consultation with the respective Chairman.

Details of Composition of the Board, category, attendance of Directors, number of other committee memberships are given below:

Sr. No.	Name of the Director	Category of Directorship	Attendance Particulars		No. of other directorship and committee membership/ chairmanship		
			Board Meetings during the F.Y. 2016-17	Last AGM Held on September 28, 2016	Other Directorship #	Committee Membership	Committee Chairmanship
1	Mr. Dinesh Munot (Chairman & Managing Director)	Executive (promoter)	4	Yes	7	1	-
2	Mr. Jinendra Munot (Jt. Managing Director)	Executive (promoter)	4	Yes	5	-	-
3	Mr. Utkarsh Munot (Whole-time Director)	Executive (promoter)	4	Yes	6	-	-
4	Mr. Manish Motwani	Non-Executive, Independent	4	-	11	-	-
5	Mr. Ludwig Rapp (Up to 15.3.2017)	Non-Executive (promoter)	1	-	-	-	-
6	Mr. M. L. Rathi	Non-Executive, Independent	4	Yes	9	-	-
7	Mr. Shridhar S. Kalmadi	Non-Executive, Independent	2	Yes	4	-	-
8	Mr. Ajinkya Arun Firodia	Non-Executive, Independent	2	-	7	-	-
9	Mr. Jitendra A. Pandit	Non-Executive, Independent	3	Yes	-	-	-
10	Mr. S. A. Gundecha	Non-Executive, Independent	4	Yes	-	-	-
11	Mrs. Eitika Munot	Non-Executive, (promoter)	3	Yes	-	-	-
12	Mr. Soumitra Bhattacharya	Non-Executive, (promoter)	2	Yes	5	1	-

Includes Directorship in Private Companies.

Relationship between Directors Inter-se

1. Mr. Dinesh Munot and Mr. Jinendra Munot are brothers.
2. Mr. Dinesh Munot is father of Mr. Utkarsh Munot.
3. Mrs. Eitika Munot is wife of Mr. Utkarsh Munot.

Meetings of Board, Committees held during the year and Directors' attendance:

Board Committees	Audit Committee	Nomination & Remuneration Committee	Stakeholders' Relationship Committee	Corporate Social Responsibility (CSR) Committee	Independent Directors Meeting March 27, 2017
Meetings held	4	3	2	1	1
Directors' Attendance					
Mr. Dinesh Munot	N.A.	N.A.	N.A.	1	N.A.
Mr. Jinendra Munot	N.A.	N.A.	N.A.	1	N.A.
Mr. Utkarsh Munot	N.A.	N.A.	N.A.	1	N.A.
Mr. Manish Motwani	N.A.	3	N.A.	N.A.	1
Mr. M. L. Rathi	4	3	2	1	1
Mr. Ajinkya Arun Firodia	N.A.	N.A.	N.A.	N.A.	-
Mr. Shridhar S. Kalmadi	N.A.	N.A.	N.A.	N.A.	1
Mr. Jitendra A. Pandit	3	3	2	N.A.	1
Mr. S. A. Gundecha	4	N.A.	N.A.	N.A.	1
Mrs. Eitika Munot	N.A.	N.A.	2	1	N.A.

N.A. - Not a member of the Committee

3. Audit Committee:

During the year under review, the following Directors were the members of the Audit Committee (**the Committee**). Members: Mr. S. A. Gundecha– Chairman, Mr. M. L. Rathi and Mr. Jitendra A.Pandit. All the members of the Committee are Non-Executive Independent Directors. The role, powers and functions of the Audit Committee meet with requirements of Section 177 of the Act as well as the Listing Regulations. The Audit Committee regularly reviews the risk management strategy of the Company to ensure the effectiveness of the risk management policies and procedures.

In addition to the members of the Committee, these meetings were attended by the Chairman & Managing Director, Chief Executive Officer (CEO), Chief Financial Officer (CFO), Internal Auditor and the Statutory Auditors of the Company, as the permanent invitees. The Company Secretary acted as the Secretary to the Committee.

The Committee reviews the financial statements before they are placed before the Board.

During the period under review, the Committee met 4 times on May 19, 2016, July 28, 2016, November 8, 2016 and February 2, 2017. The attendance record of the members of the Committee is given above (under Point No. 2) in tabular form.

The Minutes of the Committee Meetings are noted by the Board of Directors at the Board Meetings.

4. Nomination and Remuneration Committee:

During the year under review, following Directors were the members of the Nomination and Remuneration Committee (**the Committee**). Members: Mr. M. L. Rathi- Chairman, Mr. Manish Motwani and Mr. Jitendra A. Pandit. The Company Secretary acted as the Secretary to the Committee.

Terms of Reference of the Committee, inter alia, includes the following:

- To identify persons who are qualified to become Directors and who may be appointed in senior management in accordance with the criteria laid down and to recommend to the Board their appointment and/or removal.
- To carry out evaluation of every Director's performance.
- To formulate the criteria for determining qualifications, positive attributes and independence of a Director, and recommend to the Board a policy, relating to the remuneration for the Directors, key managerial personnel and other employees.
- To formulate the criteria for evaluation of Independent Directors and the Board.
- To devise a policy on Board diversity.
- To recommend/ review remuneration of the Executive Directors based on their performance and defined assessment criteria.

The Minutes of the Committee Meetings are noted by the Board of Directors at the Board Meetings.

During the financial year 2016-17 (**the year**), the Committee met on May 10, 2016, July 20, 2016 and March 27, 2017. The attendance record of the members of the Committee is given above (under Point No. 2) in tabular form.

The Chairman of the Nomination and Remuneration Committee was present at the 36th Annual General Meeting of the Company held on September 28, 2016.

Performance Evaluation:

The Committee has put in place an evaluation framework and criteria for evaluation of performance of the Chairman, the Board, Board Committees and Executive/ Non-Executive/ Independent directors through a peer evaluation, excluding the director being evaluated.

The evaluations for the Directors, the Board, the Board Committees and the Chairman of the Board were undertaken through circulation of separate questionnaires, one for the Directors, one for the Board, one for

the Board Committees and one for the Chairman of the Board. The performance of the Board was assessed on select parameters related to roles, responsibilities and obligations of the Board and functioning of the Committees including assessing the quality, quantity and timeliness of flow of information between the Company Management and the Board that is necessary for the Board to effectively and reasonably perform their duties. The evaluation criteria for the Directors was based on their participation, contribution and offering guidance to and understanding of the areas which were relevant to them in their capacity as members of the Board. The evaluation criteria for the Chairman of the Board besides the general criteria adopted for assessment of all Directors, focused incrementally on leadership abilities, effective management of meetings and preservation of interest of stakeholders.

The evaluation of the Committees was based on the assessment of the compliance with the terms of reference of the Committees.

Policy on Board Diversity:

The Committee devises the policy on Board diversity to provide for having a broad experience and diversity on the Board.

Details of remuneration paid/ payable to the Whole-time Directors for the year ended March 31, 2017 are as under:

(Amount in Rs.)

	Mr. Dinesh Munot	Mr. Jinendra Munot	Mr. Utkarsh Munot
Salary	26,955,403	13,647,964	12,391,346
Perquisites	1,569,024	2,202,354	1,090,794
Commission	Nil	Nil	Nil
Total	28,524,427	15,850,318	13,482,140
Tenure			
From	28.07.2016	01.04.2013	19.05.2016
To	27.07.2021	31.03.2018	18.05.2021

Details of remuneration paid to Non-Executive Directors for the year ended March 31, 2017 are as under:

The Company pays sitting fees to all the Non-Executive Directors at the rate of Rs. 50,000 for each Board Meeting and Rs. 30,000 for Committee meeting attended.

Name	Sitting Fees		Total Fees (Rs.)
	Board Meeting Fees (Rs.)	Committee Meeting Fees (Rs.)	
Mr. Manish Motwani	200,000	120,000	320,000
Mr. Ludwig Rapp* (up to 15.03.2017)	Nil	Nil	Nil
Mr. M. L. Rathi	200,000	330,000	530,000
Mr. Shridhar S Kalmadi	100,000	30,000	130,000
Mr. Ajinkya Arun Firodia	100,000	Nil	100,000
Mr. Jitendra A. Pandit	150,000	270,000	420,000
Mr. S. A. Gundecha	200,000	150,000	350,000
Mrs. Eitika Munot	150,000	90,000	240,000
Mr. Soumitra Bhattacharya*	Nil	Nil	Nil

* Opted not to accept any sitting fees.

None of the Non-Executive Directors was paid any incentive or commission during the year. There was no other pecuniary relationship or transaction with any Non-Executive Director of the Company, during the year.

None of the Non-Executive Directors, except Mr. S. A. Gundecha, who holds 1,250 shares of the Company, holds any share in the Share capital of the Company.

5. Stakeholders' Relationship Committee:

The Stakeholders' Relationship Committee (**the Committee**) is primarily responsible to review all matters connected with the Company's transfer of securities and redressal of shareholders' grievances. The Committee looks into redressing of shareholders' complaints like transfer/ transmission of shares, non-receipt of Annual Report, non-receipt of declared dividends, etc. and recommends measures for overall improvement in the quality of investor services.

The Committee's composition and the terms of reference meet with the requirements of the Listing Regulations and provisions of the Act.

During the year under review, following Directors were the members of the Committee. Members: Mr. Jitendra A. Pandit - Chairman, Mr. M. L. Rathi and Mrs. Eitika Munot. The Company Secretary acted as the Secretary to the Committee.

During the financial year, the Committee met on May 10, 2016 and November 23, 2016. The attendance record of the members of the Committee is given above (under Point No. 2) in tabular form.

The Company has an efficient system of dealing with investors' grievances. The Chairman & the Managing Director of the Company takes personal interest in all matters of concern for investors. Mr. Satish Mehta - Company Secretary, being the Compliance Officer, carefully looks into each issue and reports the same to the Committee.

The total number of complaints received and resolved to the satisfaction of shareholders, during the year under review, was seventeen. All the complaints were redressed to the satisfaction of the shareholders.

6. Corporate Social Responsibility (CSR) Committee:

The Corporate Social Responsibility Committee (**the Committee**) is primarily responsible for formulating and recommending to the Board a Corporate Social Responsibility (CSR) policy and reviews/ monitors the Corporate Social Responsibility (CSR) projects and expenditure undertaken by the Company.

The Committee's constitution and terms of reference meet with the requirements of the Act.

During the year under review, the following Directors were the members of the Committee. Members: Mr. Dinesh Munot- Chairman and Managing Director, Mr. Jinendra Munot- Jt. Managing Director, Mr. Utkarsh Munot- Chief Executive Officer, Mr. M. L. Rathi – Independent Director and Mrs. Eitika Munot- Non Executive Non Independent Director. The Company Secretary acted as the Secretary to the Committee.

During the financial year, the Committee met on March 20, 2017. The attendance record of the members of the Committee is given above (under Point No. 2) in tabular form.

7. Separate meeting of the Independent Directors

The Independent Directors met on March 27, 2017, without the presence of Non Independent Directors and members of the Management. At this meeting, the Independent Directors inter alia evaluated the performance of the Non-Independent Directors, the Board of Directors as a whole and the Committees of the Board, evaluated the performance of the Chairman of the Board and discussed aspects

relating to the quality, quantity and timeliness of the flow of information between the Company, the Management and the Board.

8. General Body Meetings:

Location and time for last 3 years' General Meetings were as:

Year	AGMs	Location	Dates	Time	Special Resolutions Passed
2013-14	34th AGM	Registered. Office: Gat No. 1242/ 44, Village- Vadu- Budruk, Tal. Shirur, Dist- Pune- 412216	30.07.2014	4.00 p.m.	No Special Resolution was passed.
2014-15	EGM		27.03.2015	4.00 p.m.	No Special Resolution was passed.
2014-15	35th AGM		23.09.2015	4.00 p.m.	No Special Resolution was passed.
2015-16	36th AGM		28.09.2016	3.00 p.m.	Special Resolution passed for 1. Alteration of Articles of Association by inserting new Article 117A. 2. Re-appointment of Mr. Dinesh Munot as the Chairman and Managing Director. 3. Consent to mortgage and/ or create Charges on the movable/ immovable properties of the Company.

Postal Ballot:

During the year, no special resolution was passed through postal ballot. None of the businesses proposed to be transacted in the ensuing Annual General Meeting requires passing of Special Resolution through postal ballot.

9. Disclosures:

- Transactions with related parties, as per requirements of Accounting Standard 18 (AS 18), are disclosed in the Notes annexed to Audited Financial Statements and in Form AOC-2 (as applicable) forming part of Director's Report.
- The Company has not entered into any transaction of a material nature, with any of the Related Parties that may have a potential conflict with the interests of the Company at large. The Company has formulated a policy on materiality of Related Party Transactions and also on dealing with Related Party Transactions. The Policy is also available on the website of the Company (www.zfindia.com).
- With regard to matters related to capital markets, the Company has complied with all requirements of the Listing Regulations as well as the other regulations and guidelines of SEBI. No penalties were imposed or strictures passed against the Company by SEBI, BSE Limited or any other statutory authority during the last three years in this regard.
- Disclosures have also been received from the senior management relating to the financial and commercial transactions in which they or their relatives may have a personal interest. However, there were no such transactions during the financial year 2016-17 having potential conflict with the interest of the Company at large.

10. Risk Management Framework:

The Company has in place a mechanism to inform the Board about the risk assessment and minimization procedures and periodical review to ensure that management controls risk through means of a properly defined framework.

11. Code of Conduct

The updated Code of Conduct (**the Code**) includes duties of Independent Directors. The Code is available on the website of the Company www.zfindia.com.

Pursuant to the provisions under the Listing Regulations, a Confirmation from the Chairman & Managing Director regarding compliance with the Code by all the Directors and Senior Management forms part of this Report.

12. Code of Conduct for Prevention of Insider Trading:

In accordance with the revised regulations, the Company has, inter-alia, adopted a Code of Conduct for Prohibition of Insider Trading (the Code) duly approved by the Board of Directors of the Company with effect from May 15, 2015. Mr. Satish Mehta, Company Secretary, is the Compliance Officer for the purpose of this Code.

13. Whistle Blower Policy:

The Company has established a Vigil Mechanism/ Whistle Blower Policy to enable Directors and employees to report unethical behavior, actual or suspected fraud or violation of applicable laws and regulations and the Company's Code of Conduct. The Policy provides adequate safeguards against victimization of Directors(s)/ employee(s).

The Company hereby affirms that no Director/ employee were denied access to the Chairman of the Audit Committee and that no complaints were received during the year.

The Whistle Blower Policy has been disclosed on the Company's website-www.zfindia.com.

14. Means of Communication:

Quarterly Financial Results: The Quarterly Financial Results of the Company are published in the following leading 'Business Standard' (English newspaper) and 'Prabhat' (Marathi newspaper) and are also displayed on the Company's website, www.zfindia.com. The Results are also electronically filed on 'BSE Listing Centre'.

News, Press Releases etc.: They are sent to BSE Limited as well as uploaded on the Company's website.

Presentations to Institutional Investors/ Analysts: During the year, no such presentations have been made.

Website: The Company's website www.zfindia.com contains a separate section 'Investors' where all important public domain information including information mandated to be provided pursuant to the Act and the Listing Regulations can be accessed. The Company's Annual Report (in a downloaded form), Quarterly Financial Results, Quarterly Shareholding Pattern, Quarterly Corporate Governance Report, Chairman's Speech, Corporate Announcement etc. are available on the site.

General Shareholder Information:

37th Annual General Meeting:

Day, date and time	Wednesday, August 02, 2017 at 3 p.m.
Venue	Registered. Office: Gat No. 1242/1244, Village – Vadu Budruk, Tal. Shirur, Pune- 412 216.

Financial Calendar (tentative):

The Company follows the period of April 1 to March 31, as the Financial Year. For the Financial Year 2017-18

Adoption of Quarterly Results for	
Quarter ending	In the Month of
June 30, 2017	August 2017
September 30, 2017	November 2017
December 31, 2017	February 2018
Annual Accounts	May 2018
38th Annual General Meeting	July 2018

Book Closure: July 28, 2017 to August 2, 2017 (both days inclusive).

Dividend and Dividend Payment Date:

The dividend of Rs.8/- per share for F.Y.2016-17, recommended by the Board of Directors, subject to approval by the shareholders at the ensuing Annual General Meeting will be paid on or after August 04, 2017 to those shareholders, whose names appear on the Company's Register of Members as on July 26, 2017.

Unclaimed Dividend

Unclaimed dividend for the years prior to and including the F.Y. 2009-10 (Interim Dividend) has been transferred to the General Revenue Account/ the Investor Education and Protection Fund (IEPF), set up by the Central Government, as applicable. The shareholders who have not encashed their dividend drafts for the financial year 2009-10 (Final) and subsequent years are requested to claim the amount from the Company. As per the relevant provisions, any dividend remaining unclaimed for a period of seven years shall be transferred to IEPF.

Further, pursuant to the provisions of Section 124 of the Act and IEPF Rules, **all shares on which dividend has not been paid or claimed for seven consecutive years or more shall be transferred to an IEPF suspense account (in the name of the Company) within thirty days of such shares becoming due for transfer to the Fund.**

Please refer to Note no 14 under the Notice of Annual General Meeting for more details.

Listing on Stock Exchange: The Company's Equity Shares are listed on BSE Limited, Phiroze Jeebhoy Towers, Dalal Street, Mumbai 400 001. The Company has paid the annual Listing fees up to the financial year 2017-18.

BSE	505163
International Securities Identification Number (ISIN)	INE116C01012
Corporate identity Number (CIN)- allotted by Ministry of Corporate Affairs	L29130PN1981PLC023734

Custodial Fees to Depositories:

Annual Custody/ Issuer fee for the year 2017-18 has been paid to NSDL and CDSL.

Stock Market Data:

Market Price of Company's Share at BSE			BSE SENSEX		VOLUME
Month	High (Rs.)	Low (Rs.)	High (Rs.)	Low (Rs.)	Number of Shares
APRIL 2016	1,580.00	1,381.00	26,100.54	24,523.20	61,322
MAY 2016	1,620.00	1,350.00	26,837.20	25,057.93	88,890
JUNE 2016	1,608.90	1,380.00	27,105.41	25,911.33	83,006
JULY 2016	1,717.00	1,491.00	28,240.20	27,034.14	137,834
AUG 2016	1,700.00	1,500.00	28,532.25	27,627.97	61,888
SEPT 2016	1,625.00	1,350.00	29,077.28	27,716.78	77,889
OCT 2016	1,815.00	1,488.80	28,477.65	27,488.30	104,752
NOV 2016	1,699.00	1,161.00	28,029.80	25,717.93	69,788
DEC 2016	1,366.00	1,155.00	26,803.76	25,753.74	20,850
JAN 2017	1,344.00	1,185.05	27,980.39	26,447.06	42,536
FEB 2017	1,295.00	1,152.75	29,065.31	27,590.10	91,643
MAR 2017	1,449.00	1,135.00	29,824.62	28,716.21	213,776

Stock Performance:
Share Price Performance in comparison to broad based indices- BSE Sensex as on March 31, 2017.

	(% Change)	
	ZF India	BSE Sensex
F.Y. 2016-17	-9.32	16.88
2 years	31.07	5.95
3 years	382.87	32.32
5 years	345.11	70.19

Registrar and Transfer Agents:

Link Intime India Pvt. Ltd. (website : www.linkintime.com) (email : mt.helpdesk@linkintime.co.in)	
Pune Office Block No. 202, Akshay Complex, Near Ganesh Temple, Pune- 411001 Phone No. (020) 26161629/ 26160084 Fax No. (020) 26163503	Mumbai Office C 101, 247 Park, L.B.S. Marg, Vikhroli (W) Mumbai- 400083 Phone No. (022) 49186270 Fax No. (022) 49186060

Share Transfer System:

Share-transfers are processed by Link Intime India Pvt. Ltd. and share certificates duly endorsed are delivered within a period of 15 days from the date of receipt, subject to documents being valid and complete in all respects. The Board has delegated the authority for approving transfer, transmission etc. of the shares to the Chairman & Managing Director and/ or Company Secretary. A summary of transfer/ transmissions so approved is placed at every Stakeholders' Relationship Committee. The Company obtains from a Company Secretary in Practice half-yearly Certificate of Compliance with the Share-transfer formalities as required under the Listing Regulations and files a copy of the said Certificate with BSE Limited.

Shareholding Pattern as on March 31, 2017:

Category	No. of Shares of Rs. 10 each	Percentage of shareholding
Indian Promoters (Munot Family)	4,343,139	47.87
Foreign Promoter - (Robert Bosch Automotive Steering, GmbH)	2,340,155	25.79
Banks, Financial Institutions, Insurance Companies	1,650	0.02
Mutual Funds	113,424	1.25
Foreign Portfolio Investor	16,644	0.18
Private Corporate Bodies	171,829	1.89
Indian Public	2,048,483	22.58
NRIs/ OCBs	37,976	0.42
Total	9,073,300	100.00
No. of Shareholders as on March 31	2017	2016
	10,591	10,381

Distribution of Shareholding as on March 31, 2017

No. of Shares held (Face Value of Rs. 10 each)	No. of Shareholders	% to total No. of shareholders	No. of Shares held	% to total No. of Shares
1- 500	9,784	92.3803	890,896	9.8189
501- 1000	453	4.2772	340,243	3.7499
1001-5000	295	2.7854	595,335	6.5614
5001-10000	17	0.1605	104,913	1.1563
10001 & above	42	0.3966	7,141,913	78.7135
Total	10,591	100.00	9,073,300	100.00

Dematerialization of Shares & Liquidity:

The details of Equity shares dematerialized and those held in physical form as on March 31, 2017 are given hereunder:

Particulars of Equity Shares	Equity shares of Rs. 10 each		Shareholders	
	Number	% of total	Number	% of total
Dematerialized form				
NSDL	7,646,355	84.27	5,933	56.02
CDSL	1,071,220	11.81	3,346	31.59
Sub-total	8,717,575	96.08	9,279	87.61
Physical Form	355,725	3.92	1,312	12.39
Total	9,073,300	100.00	10,591	100.00

Considering the advantages of dealing in securities in electronic/ dematerialized form, shareholders still holding shares in physical form are requested to dematerialize their Shares at the earliest. For further information/ clarification/ assistance in this regard, please contact Link Intime India Pvt. Ltd., Registrar and Share Transfer Agents.

As per the directions of SEBI, Equity Shares of the Company can be traded by all the investors only in dematerialized form. The Company's Shares are traded on BSE Limited.

Dividend Declared for the last 10 Years

Financial Year	Dividend Per Share*
2006-07	8.00
2007-08	8.00
2008-09	7.00
2009-10 (Interim)	3.50
2009-10 (Final)	5.00
2010-11 (Interim)	5.00
2010-11 (Final)	5.00
2011-12 (Interim)	5.00
2011-12 (Final)	5.00
2012-13	8.00
2013-14	7.00
2014-15	10.00
2015-16 (Interim)	12.50

*Share of paid-up value of Rs. 10 per share

Outstanding GDR, ADR or Warrants:

The Company has not issued so far any GDR, ADR or any Convertible instrument pending Conversion or any other instrument likely to impact the equity share capital of the Company..

Disclosure with respect to Equity Shares lying in Suspense Account:

Particulars	Shareholders	Number of Shares
Aggregate number of shareholders and the outstanding shares in the suspense account lying at the beginning of the year	215	17,204
Number of shareholders who approached the Company for transfer of shares from suspense account during the year	2	77
Number of shareholders to whom shares were transferred from suspense account during the year	2	77
Aggregate number of shareholders and the outstanding shares in the suspense account lying at the end of the year	213	17,127

The voting rights on the shares lying in suspense account are frozen till the rightful owners of above shares claim the shares.

Adoption of Mandatory and Discretionary Requirements of the Listing Regulations:

The Company has complied with all mandatory requirements of the Listing Regulations. The Company has adopted following discretionary requirements of the Listing Regulations:

1. The Company is in the regime of financial statements with unmodified audit opinion.
2. The Internal Auditor directly reports to the Audit Committee.

Plant Locations:

Segment	Address
Auto Components	Gat No. 1242/ 44, Village Vadu Budruk, Tal. Shirur, Dist: Pune- 412 216. (Maharashtra)
Solar Power Project	Plot No. 45 & 46, Survey No. 152/1, Charanka, Santalpur, Patan (Gujarat)
Wind Power Projects	1. Supa Site- At Post- Kavadya Dongar, Supa, Tal. Parner, Dist. Ahmednagar (Maharashtra) 2. Satara Site- At Post- Vankusavade, Tal. Patan, Dist. Satara (Maharashtra) 3. Sadawaghapur Site- At Post- Sadawaghapur. Tal. Sadawaghapur, Dist. Satara (Maharashtra)

Address for Investor Correspondence:

- For transfer/ dematerialization of shares
Link Intime India Pvt. Ltd.
202 A-Wing, Second Floor, Akshay Complex, Off Dhole Patil Road, Pune- 411 001 Phone-(020) 26161629/ 26163503/ 26160084
email : pune@linkintime.co.in
- For payment of dividend and other correspondence
Secretarial Department:
ZF Steering Gear (India) Ltd.
Corporate Identity Number (CIN)-L29130PN1981PLC023734
6th Floor, Eden Hall, Model Colony, Pune- 411 016
email : satish.mehta@zfindia.com Phone : (020) 25676754/ 55

For and on behalf of the Board of Directors

Pune
May 30, 2017

Dinesh Munot
Chairman and Managing Director

Certificate on Compliance with the Code of Conduct:

I hereby confirm that the Company has obtained from all the members of the Board and Management Personnel, affirmation that they have complied with the Code of Conduct for the financial year 2016-17.

For and on behalf of the Board of Directors

Pune
May 30, 2017

Dinesh Munot
Chairman & Managing Director

CEO/ CFO Certification

The CEO and the CFO have furnished a Compliance Certificate to the Board of Directors under Regulation 17(8) read with Part B of Schedule II of SEBI (Listing Obligations and Disclosure Requirements) Regulations, 2015.

Pune
May 30, 2017

Utkarsh Munot
Chief Executive Officer

Jinendra Jain
Chief Financial Officer

AUDITORS' CERTIFICATE ON CORPORATE GOVERNANCE

To,
The Members,
ZF Steering Gear (India) Limited,

We have examined the compliance of the conditions of Corporate Governance by ZF STEERING GEAR (INDIA) LIMITED (the Company) for the year ended March 31, 2017, as laid down in Schedule V (E) of SEBI (Listing Obligations and Disclosure Requirements) Regulations, 2015 of the said Company with the Stock Exchange.

The Compliance of conditions of Corporate Governance is the responsibility of the management. Our examination was limited to the procedures and implementation thereof, adopted by the Company for ensuring the compliance of the conditions of Corporate Governance. It is neither an audit nor an expression of opinion on the financial statements of the Company.

In our opinion and to the best of our information and according to the explanations given to us, we certify that the Company has complied with the conditions of Corporate Governance as stipulated in the above mentioned SEBI (Listing Obligations and Disclosure Requirements) Regulations, 2015.

We further state that such compliance is neither an assurance as to the future viability of the Company nor the efficiency or effectiveness with which the management has conducted the affairs of the Company.

For M/s. MGM & Co.
Chartered Accountants
Firm Registration No. 117963W
Mangesh Katariya

Partner
Membership No. 104633

Pune
May 30, 2017

ANNEXURE –III

Form AOC-2

Disclosure of particulars of contracts/ arrangements entered into by the Company with related parties referred to in sub section (1) of Section 188 of the Companies Act, 2013 (the Act) including certain arm's length transaction under third proviso thereto:

(Pursuant to Clause (h) of sub-section (3) of Section 134 of the Act and Rule 8(2) of the Companies (Accounts) Rules, 2014)

1. Details of contracts or arrangements or transactions not at Arm's length basis:

Sr. No.	Particulars	Details
a)	Name(s) of the related party & nature of relationship	Nil
b)	Nature of contracts/ arrangements/ transaction	Nil
c)	Duration of the Contracts/ arrangements/ transaction	Nil
d)	Salient terms of the contracts or arrangements or transaction including the value, if any	Nil
e)	Justification for entering into such contracts or arrangements or transactions	Not Applicable
f)	Date of approval by the Board	Not Applicable
g)	Amount paid as advances, if any	Nil
h)	Date on which the special resolution was passed in General Meeting as required under first proviso to Section 188.	Not Applicable

2. Details of material (*) contracts or arrangements or transactions at Arm's length basis :

Sr. No.	Particulars	Details			
a)	Name(s) of the related party	Varsha Forgings Ltd.	Robert Bosch Automotive Steering GmbH	Varsha Forgings Ltd.	Corona Bus Manufacturers Pvt. Ltd.
b)	Nature of Relationship	One of the Directors is interested	Foreign Collaborator	One of the Directors is interested	One of the Directors is interested
c)	Nature of contracts/ arrangements/ transactions	Purchase of Components		Sale of Machine Tools	Sale of Steering Gear & Components
d)	Duration of the contracts/ arrangements/ transactions	01.04.2016 to 31.03.2017			
e)	Salient terms of the contracts or arrangements or transaction	45 Days of credit	60 Days of credit	Receipt of Advance Payment	Receipt of Advance Payment
f)	Date of approval by the Board, if any	Not Applicable in view of the third proviso to sub-section (1) of Section 188 of the Act.			
g)	Value of the transactions (Rs. in million)	156.78	212.02	0.17	1.26

* Note : There are no Material Contracts/ Arrangements/ Transactions as defined under the SEBI (Listing Obligations and Disclosure Requirements) Regulations, 2015.

For and on behalf of the Board of Directors

Pune
May 30, 2017

Dinesh Munot
Chairman and Managing Director

ANNEXURE –IV

Annual Report on Corporate Social Responsibility (CSR) Activities for the Financial Year 2016-17

1. **A brief outline of the Company's CSR Policy, including overview of projects or programs proposed to be undertaken and a reference to the web-link to the CSR policy and projects or programs**
 The Company's CSR Policy outlines the Company's responsibility as a corporate citizen and lays down the guidelines and mechanism for undertaking activities for welfare and sustainable development of the community at large.
 A detailed CSR Policy has been framed by the Company with approval of CSR Committee and the Board of Directors. The Policy, inter- alia covers the Philosophy, Scope, List of CSR activities, Modalities of execution of projects/ programs and Monitoring and Assessment thereof.
 The CSR Policy is placed on the Company's website www.zfindia.com
2. **The Composition of the CSR Committee**
 Mr. Dinesh Munot - Chairman
 Mr. M. L. Rathi - Member
 Mr. Jinendra Munot - Member
 Mr. Utkarsh Munot - Member
 Mrs. Eitika Munot - Member
3. **Average net profit of the Company for last three financial years** Rs. 496.75 million
4. **Prescribed CSR Expenditure (two percent of the amount as in item 3 above)** Rs. 9.93 million.
5. **Details of CSR spent during the financial year:**
 - a) Total amount to be spent for the financial year - **Rs. 9.93 million**
 - b) Amount unspent, if any - **Nil**
 - c) Manner in which the amount spent during the financial year is detailed below:

Details of Amount Spent on CSR Activities during the financial year 2016-17.

Sr. No.	CSR Project / activity / beneficiary	Sector in which the projects is covered	Location of the project/ program	Amount outlay (Budget) project or program wise (Rs. in million)	Amount spent on the Projects or Programs	Cumulative Expenditure upto the reporting period i.e F.Y. 2016-2017 (Rs. in million)	Amount spent Direct or through Implementing Agency
1	Contribution to the Prime Minister's National Relief Fund	Relief Fund for National Calamity	Not Applicable	8.92	8.99	8.99	Direct
2	Water purifiers/ toilets etc.	Promoting Sanitation	Pune	0.80	0.80	0.80	Through 'Mukul Madhav Foundation'
3	Eye Care Project	Promoting Healthcare	Pune	0.05	0.05	0.05	Through' Rotary Club of Pune
4	Support for food/ education etc.	Promoting Healthcare/ education	Pune	0.10	0.10	0.10	Through 'Primavera India'
5	Poor Patients Cancer Funds	Promoting Healthcare	Pune	0.06	0.06	0.06	Through KEM Hospital Society
		Total		9.93	10	10	

6. **In case the Company has failed to spend the two per cent of the average net profit of the last three financial years or any part thereof, the Company shall provide the reasons for not spending the amount in its Board Report**

The Company has spent two per cent of the average net profit of the last three financial years; hence this clause is **Not Applicable**

7. **Responsibility Statement**

The Responsibility Statement of the Corporate Social Responsibility (CSR) Committee of the Board of the Company is reproduced below:

The implementation and monitoring of Corporate Social Responsibility (CSR) Policy, is in compliance with CSR objectives and Policy of the Company.

For and on behalf of the Board of Directors

Dinesh Munot

Chairman & Managing Director

Pune
May 30, 2017

Annexure V
Company Secretary
Form No. MR-3
SECRETARIAL AUDIT REPORT
FOR THE FINANCIAL YEAR ENDED 31.03.2017

[Pursuant to Section 204(1) of the Companies Act, 2013 and Rule No.9 of the Companies (Appointment and Remuneration Personnel) Rules, 2014]

To,
The Members,
ZF STEERING GEAR (INDIA) LIMITED
Pune

I have conducted the secretarial audit of the compliance of applicable statutory provisions and the adherence to good corporate practices by **ZF STEERING GEAR (INDIA) LIMITED** (CIN: L29130PN1981PLC023734) (hereinafter called **the Company**). Secretarial Audit was conducted in a manner that provided me a reasonable basis for evaluating the corporate conducts/ statutory compliances and expressing my opinion thereon.

Based on my verification of the ZF STEERING GEAR (INDIA) LIMITED books, papers, minute books, forms and returns filed and other records maintained by the Company and also the information provided by the Company, its officers, agents and authorized representatives during the conduct of secretarial audit, I hereby report that in my opinion, the Company has, during the audit period covering the financial year ended on 31.03.2017 complied with the statutory provisions listed hereunder and also that the Company has proper Board-processes and compliance mechanism in place to the extent, in the manner and subject to the reporting made hereinafter:

I have examined the books, papers, minute books, forms and returns filed and other records maintained by the Company for the financial year ended on 31.03.2017 according to the provisions of:

- (i) The Companies Act, 2013 (the Act) and the rules made there under;
- (ii) The Securities Contracts (Regulation) Act, 1956 ('SCRA') and the rules made thereunder;
- (iii) The Depositories Act, 1996 and the Regulations and Bye-laws framed thereunder;
- (iv) The Foreign Exchange Management Act, 1999 and the rules and regulations made thereunder to the extent of Foreign Direct Investment, Overseas Direct Investment and External Commercial Borrowings;
- (v) The following Regulations and Guidelines prescribed under the Securities and Exchange Board of India Act, 1992 ('SEBI Act'):-
 - (a) The Securities and Exchange Board of India

(Substantial Acquisition of Shares and Takeovers) Regulations, 2011;

- (b) The Securities and Exchange Board of India (Prohibition of Insider Trading) Regulations, 1992;
- (c) The Securities and Exchange Board of India (Issue of Capital and Disclosure Requirements) Regulations, 2009;
- (d) The Securities and Exchange Board of India (Employee Stock Option Scheme and Employee Stock Purchase Scheme) Guidelines, 1999 – **Not applicable to the Company during the Audit Period;**
- (e) The Securities and Exchange Board of India (Issue and Listing of Debt Securities) Regulations, 2008 – **Not applicable to the Company during the Audit Period;**
- (f) The Securities and Exchange Board of India (Registrars to an Issue and Share Transfer Agents) Regulations, 1993 regarding the Companies Act and dealing with client;
- (g) The Securities and Exchange Board of India (Delisting of Equity Shares) Regulations, 2009 – **Not applicable to the Company during the Audit Period;**
- (h) The Securities and Exchange Board of India (Buyback of Securities) Regulations, 1998 – **Not applicable to the Company during the Audit Period.**

During the period under review the Company has complied with the provisions of the Act, Rules, Regulations, Guidelines, Standards, etc. mentioned above. On the basis of the information provided by the Company, following laws are also complied with:

A) ENVIRONMENTAL LAWS:

1. The Air (Prevention and Control of Pollution) Act, 1981 & The Air (Prevention and Control of Pollution) Rules 1982
2. The Water (Prevention and Control of Pollution) Act, 1974 & The Water (Prevention and Control of Pollution) Rules 1975
3. The Hazardous Wastes (Management, Handling and Transboundary Movement) Rules, 2008

B) LABOUR LAWS:

4. The Factories Act, 1948

5. The Employees' Compensation Act, 1923 (Earlier known as Workmen's Compensation Act, 1923)
6. The Minimum Wages Act, 1948
7. The Payment of Wages Act, 1936
8. The Employees Provident Fund and Miscellaneous Provisions Act, 1956 and the schemes made thereunder – Maintained electronically
9. The Payment of Bonus Act, 1965
10. The Payment of Gratuity Act, 1972

I have also examined compliance with the applicable clauses of the following:

- (i) Secretarial Standards issued by The Institute of Company Secretaries of India.
- (ii) The Listing Agreement and SEBI (Listing Obligations and Disclosure Requirements) Regulations, 2015 entered into by the Company with BSE Limited.

I further report that:

The Board of Directors of the Company is duly constituted with proper balance of Executive Directors, Non-Executive Directors and Independent Directors. The changes in the composition of the Board of Directors that took place during the period under review were carried out in compliance with the provisions of the Act.

Adequate notices are given to all directors to schedule the Board Meetings, agenda and detailed notes on agenda were sent at least seven days in advance and a system exists for seeking and obtaining further information and clarifications on the agenda items before the meeting and for meaningful participation at the meeting.

Majority decisions are carried through, while the dissenting members' views are captured and recorded as part of the minutes.

I further report that there are adequate systems and processes in the Company commensurate with the size and operations of the Company to monitor and ensure compliance with applicable laws, rules, regulations and guidelines.

Further the following event has occurred during the period under review:

The Company further invested Rs. 143 million by way of equity participation in its Joint-Venture Company – 'Robert Bosch Automotive Steering Private Limited'.

Sd/-

**Name of Company Secretary in practice: I U Thakur
FCS: 2298 C.P. No.: 1402**

**Place: Pune
Date: 11.05.2017**

Annexure

To,
The Members
ZF STEERING GEAR (INDIA) LIMITED

My report of even date is to be read along with this letter.

1. Maintenance of secretarial records is the responsibility of the management of the Company. My responsibility is to express an opinion on these secretarial records based on my audit.
2. I have followed the audit practices and processes as were appropriate to obtain reasonable assurance about the correctness of the contents of the secretarial records. The verification was done on test basis to ensure that correct facts are reflected in secretarial records. I believe that the processes and practices, I followed provide a reasonable basis for my opinion.
3. I have not verified the correctness and appropriateness of financial records and Books of Account of the Company.
4. Wherever required, I have obtained the Management representation about the compliance of laws, rules and regulations and happening of events etc.
5. The compliance of the provisions of Corporate and other applicable laws, rules, regulations, standards is the responsibility of management. My examination was limited to the verification of procedures on test basis.
6. The Secretarial Audit report is neither an assurance as to the future viability of the Company nor of the efficacy or effectiveness with which the management has conducted the affairs of the Company.

Sd/-

**Name of Company Secretary in practice: I U Thakur
FCS: 2298 C.P. No.: 1402**

**Place: Pune
Date: 11.05.2017**

ANNEXURE –VI
Form No. MGT-9

EXTRACT OF ANNUAL RETURN as on the financial year ended on March 31, 2017 of **ZF STEERING GEAR (INDIA) LIMITED** [Pursuant to Section 92(1) of the Companies Act, 2013 and Rule 12(1) of the Companies (Management and Administration) Rules, 2014]

I. Registration and other details

CIN	L29130PN1981PLC023734
Registration Date	21.01.1981
Name of the Company	ZF Steering Gear (India) Limited
Category/ Sub-Category of the Company	Company having share capital
Address of the Registered Office and contact details	Regd. Office & Work: Gat No. 1242/44, Village Vadu Budruk, Tal. Shirur, Dist. Pune -412 216 Tel: 02137 305100
Whether listed Company	Yes
Name, Address and Contact details	Link Intime India Private Limited Block No. 202, A Wing, 2nd Floor, of Registrar & Transfer Agents (RTA), Akshay Complex, Off Dhole Patil Road, Pune- 411001 Tel:020 26161629

II. Principal Business Activities of the Company

Sr. No.	Name and Description of main products/ Service	NIC Code of the Product/ Service	% to total turnover of the Company
1.	Auto Component (Mfg. of Steering Gear)	29301	95.92 %
2.	Renewable Energy (Solar and Wind power)	35106	4.08 %

III. Particulars of Holding, Subsidiary and Associate Companies

Sr. No.	Name and Address of the Company	CIN	Holding/ Subsidiary Associate	% of shares held	Applicable Section of the Companies Act, 2013
1.	Robert Bosch Automotive Steering Private Limited. Global Raisonni Industrial Park, Gate No. 184, Post -Phulgaon, Alandi-Markal Road, Tal. Haveli, Pune – 412 216	U29130PN2007PTC130749	Associate	26%	2(6)

IV. Share Holding Pattern (Equity Share Capital Breakup as percentage of Total Equity)

(i) Category-wise Share Holding

Category of Shareholders	No. of Shares held at the beginning of the year 01.04.2016				No. of Shares held at the end of the year 31.03.2017				% Change during the year
	Demat	Physical	Total	% of Total	Demat	Physical	Total	% of Total	
A. Promoters									
1) Indian									
a) Individual/ HUF	4,343,139	-	4,343,139	47.87	4,343,139	-	4,343,139	47.87	0.00
b) Central Govt.	-	-	-	-	-	-	-	-	-
c) State Govt. (s)	-	-	-	-	-	-	-	-	-
d) Bodies Corp.	-	-	-	-	-	-	-	-	-
e) Banks/ FI	-	-	-	-	-	-	-	-	-
f) Any Other	-	-	-	-	-	-	-	-	-
Sub-total (A) (1)	4,343,139	-	4,343,139	47.87	4,343,139	-	4,343,139	47.87	0.00
2) Foreign									
a) NRIs- Individual	-	-	-	-	-	-	-	-	-
b) Other individuals	-	-	-	-	-	-	-	-	-
c) Bodies Corp.	2,340,155	-	2,340,155	25.79	2,340,155	-	2,340,155	25.79	0.00
d) Banks/ FI	-	-	-	-	-	-	-	-	-
e) Any Other	-	-	-	-	-	-	-	-	-
Sub-total (A) (2)	2,340,155	-	2,340,155	25.79	2,340,155	-	2,340,155	25.79	0.00
Total Share holding Promoter (A) =(A)(1)+(A)(2)	6,683,294	-	6,683,294	73.66	6,683,294	-	6,683,294	73.66	0.00
B. Public Shareholding									
1) Institutions									
a) Mutual Funds	80,664	-	80,664	0.89	113,424	-	113,424	1.25	0.36
b) Banks / FI	400	1,250	1,650	0.02	400	1,250	1,650	0.02	0.00
c) Central Govt.	-	-	-	-	-	-	-	-	-
d) State Govt(s)	-	-	-	-	-	-	-	-	-
e) Venture Capital Funds	-	-	-	-	-	-	-	-	-
f) Insurance Companies	-	-	-	-	-	-	-	-	-
g) FIIs	18,134	-	18,134	0.20	16,644	-	16,644	0.18	-0.02
h) Foreign Venture Capital Funds	-	-	-	-	-	-	-	-	-
i) Others (Specify)	-	-	-	-	-	-	-	-	-
Sub-total (B) (1)	99,198	1,250	100,448	1.11	130,468	1,250	131,718	1.45	0.34

Category of Shareholders	No. of Shares held at the beginning of the year 01.04.2016				No. of Shares held at the end of the year 31.03.2017				% Change during the year
	Demat	Physical	Total	% of Total	Demat	Physical	Total	% of Total	
2) Non- Institutional	-	-	-	-	-	-	-	-	-
a) Bodies Corp.	-	-	-	-	-	-	-	-	-
i) Indian	144,197	30,200	174,397	1.92	141,629	30,200	171,829	1.89	-0.03
ii) Overseas	-	-	-	-	-	-	-	-	-
b) Individuals	-	-	-	-	-	-	-	-	-
i) Individuals shareholders holding nominal share capital up to Rs. 1 lac.	1,574,504	278,283	1,852,787	20.42	1,584,493	173,415	1,757,908	19.37	-1.05
ii) Individuals shareholders holding nominal share capital in excess of Rs. 1 lac.	171,756	50,100	221,856	2.45	240,475	50,100	290,575	3.20	0.75
c) Others (Specify)	-	-	-	-	-	-	-	-	-
Trusts	-	-	-	-	-	-	-	-	-
Custodians/ Clearing member	-	-	-	-	-	-	-	-	-
NRIs	38,018	2,500	40,518	0.44	35,476	2,500	37,976	0.42	-0.02
Sub-total(b) (2)	1,928,475	361,083	2,289,558	25.23	2,002,073	256,215	2,258,288	24.89	-0.34
Total Public Shareholding (B) =(B)(1)+(B)(2)	2,027,673	362,333	2,390,006	26.34	2,132,541	257,465	2,390,006	26.34	0.00
C. Shares held by Custodian for GDRs & ADRs	-	-	-	-	-	-	-	-	-
Grand Total (A)+(B)+(C)	8,710,967	362,333	9,073,300	100%	8,815,835	257,465	9,073,300	100%	0.00

(ii) Shareholding of Promoters

Sr. No.	Shareholder's Name	Shareholding at the beginning of the year 01.04.2016			Shareholding at the end of the year 31.03.2017			% Change in shareholding during the year
		No. of Shares	% of Total Shares of the Company	% of Shares pledged/encumbered to total shares	No. of Shares	% of Total Shares of the Company	% of Shares pledged/encumbered to total shares	
1	Mr. Dinesh Munot	949,290	10.46	0.00	949,290	10.46	0.00	0.00
2	Mr. Utkarsh Munot	1,191,494	13.13	0.00	1,191,494	13.13	11.57	0.00
3	Mrs. Nandini D Munot	321,474	3.54	0.00	321,474	3.54	0.00	0.00
4	Mrs. Pragati D Bothra	115,623	1.27	0.00	115,623	1.27	0.00	0.00
5	Mrs. Trupti S Gupta	123,496	1.36	0.00	123,496	1.36	0.00	0.00
6	Mr. Jinendra Munot	259,659	2.87	0.00	259,659	2.87	0.00	0.00
7	Mrs. Amita Munot	152,457	1.68	0.00	152,457	1.68	0.00	0.00
8	Mr. Piyush J Munot	122,804	1.35	0.00	122,804	1.35	0.00	0.00
9	Mr. Yash J Munot	123,053	1.36	0.00	123,053	1.36	0.00	0.00
10	Mr. Ramesh Munot	172,239	1.90	0.00	172,239	1.90	0.00	0.00
11	Mr. Manik Munot	58,382	0.64	0.00	58,382	0.64	0.00	0.00
12	Mr. Ashish Munot	130,250	1.44	0.00	130,250	1.44	0.00	0.00
13	Mr. Manish Munot	162,760	1.79	0.00	162,760	1.79	0.00	0.00
14	Ms. Priti M. Munot	410	0.00	0.00	410	0.00	0.00	0.00
15	Mr. Harish Munot	269,500	2.98	0.00	269,500	2.98	0.00	0.00
16	Mr. Hitesh Munot	43,495	0.48	0.00	43,495	0.48	0.00	0.00
17	Mr. Amol Munot	122,753	1.35	0.00	122,753	1.35	0.00	0.00
18	Mrs. Pramila A Munot	24,000	0.26	0.00	24,000	0.26	0.00	0.00
19	Robert Bosch Automotive Steering GmbH	2,340,155	25.79	0.00	2,340,155	25.79	0.00	0.00
	Total	6,683,294	73.66	0.00	6,683,294	73.66	0.00	0.00

(iii) Change in Promoters' Shareholding (No change)

Sr. No.		Shareholding at the beginning of the year		Cumulative Shareholding during the year	
		No. of Shares	% of total shares of the Company	No. of Shares	% of total shares of the Company
	At the beginning of the year	6,683,294	73.66	6,683,294	73.66
	Data wise Increase/ Decrease in Promoters Share holding during the Year specifying the reasons for increase/ decrease (e.g. allotment/ transfer/ bonus/ sweat/ equity etc.)	-	-	-	-
	At the end of year	6,683,294	73.66	6,683,294	73.66

(iv) Shareholding Pattern of top ten shareholders (other than Directors, Promoters and Holders of GDRs and ADRs)

Sr. No.	For Each of the Top 10 Shareholders	Shareholding at the beginning of the year		Cumulative Shareholding during the year	
		No. of Shares	% of total shares of the Company	No. of Shares	% of total shares of the Company
1.	Urmil Mahasukh Gopani	1,35,802	1.50	1,35,396	1.49
2.	Sundaram Mutual Fund	39,278	0.43	70,904	0.78
3.	Canara Robeco Mutual Fund	41,336	0.46	42,470	0.47
4.	Jatinder Agarwal	35,500	0.39	35,000	0.39
5.	Sangeeta Nirmal Bang	31,390	0.35	31,390	0.35
6.	Prasanna Holdings Pvt. Ltd.	30,100	0.33	30,100	0.33
7.	Kishan Gopan Mohta	26,000	0.29	26,000	0.29
8.	Vilaskumar Shankarlal Munot	24,960	0.28	24,960	0.28
9.	Rashi Fincorp Ltd.	23,500	0.26	20,000	0.22
10.	Globe Capital Market Ltd.*	-	-	16,461	0.18

*Not in the list of Top 10 shareholders as on 01.04.2016. The same has been reflected above since the shareholder was one of the Top 10 shareholders as on 31.03.2017.

(v) Shareholding of Directors and Key Managerial Personnel

Sr. No.	For each of the Directors and KMP	Shareholding at the end of the year		Cumulative Shareholding during the year	
		No. of Shares	% of total shares of the Company	No. of Shares	% of total shares of the Company
1.	Shareholding of Directors:				
	Mr. Dinesh Munot				
	At the beginning of the year	949,290	10.46	949,290	10.46
	At the end of the year	949,290	10.46	949,290	10.46
2	Mr. Utkarsh Munot				
	At the beginning of the year	1,191,494	13.13	1,191,494	13.13
	At the end of the year	1,191,494	13.13	1,191,494	13.13
3	Mr. Jinendra Munot				
	At the beginning of the year	259,659	2.86	259,659	2.86
	At the end of the year	259,659	2.86	259,659	2.86
4	Mr. S. A. Gundecha				
	At the beginning of the year	1,250	0.01	1,250	0.01
	At the end of the year	1,250	0.01	1,250	0.01
5	Shareholding of Key Managerial Personnel:				
	Mr. Jinendra Jain				
	At the beginning of the year	1	0.00	1	0.00
	At the end of the year	1	0.00	1	0.00
6	Mr. Satish Mehta				
	At the beginning of the year	1	0.00	1	0.00
	At the end of the year	1	0.00	1	0.00

V. Indebtedness

Indebtedness of the Company including interest outstanding/ accrued but not due for payment

(Rs. in million)

	Secured loans excluding deposits	Unsecured loans	Deposit	Total Indebtedness
Indebtedness at the beginning of the financial year				
i) Principal Amount	133.79	102.36	-	236.15
ii) Interest due but not paid	-	-	-	-
iii) Interest accrued but not due	-	-	-	-
Total (i+ii+iii)	133.79	102.36	-	236.15
Change in indebtedness during the financial year				
• Addition	-	-	-	-
• Reduction	-	(22.95)	-	(22.95)
Net change	-	22.95	-	22.95
Indebtedness at the end of the financial year				
iv) Principal Amount	133.79	79.41	-	213.20
v) Interest due but not paid	-	-	-	-
vi) Interest accrued but not due	-	-	-	-
Total (i+ii+iii)	133.79	79.41	-	213.20

VI. Remuneration of Directors and KEY Managerial Personnel
A. Remuneration to Managing Director, whole-time Directors and/ or Manager

(Rs. in million)

Sr.No.	Particulars of Remuneration	Name of MD/ WTD/ Manager			Total Amount
		Dinesh Munot (CMD)	Jinendra Munot (WTD)	Utkarsh Munot (CEO)	
1	Gross Salary				
	a) Salary as per provisions contained in Section 17(1) of the Income Tax Act, 1961	26.96	13.65	12.39	53.00
	b) Value of perquisites u/s 17(2) of the Income Tax Act, 1961	-	-	-	-
	c) Profits in lieu of salary under Section 17(3) of the Income Tax Act, 1961	1.57	2.20	1.09	4.86
2	Stock Option	-	-	-	-
3	Sweat Equity	-	-	-	-
4	Commission				
	• As % of profit	-	-	-	-
	• Others, specify	-	-	-	-
5	Others, please specify	-	-	-	-
	Total (A)	28.53	15.85	13.48	57.86
	Ceiling as per the Act				59.01

B. Remuneration to other directors

(Rs. in million)

Sr. No.	Particulars of Remuneration	Names of Directors						Total Amount
		Manish Motwani	M. L. Rathi	Ajinkya Arun Firodiya	Jitendra A. Pandit	Shridhar S. Kalmadi	S. A. Gundecha	
1	Independent Directors							
	• Fee for attending board/ committee meetings	0.32	0.53	0.10	0.42	0.13	0.35	1.85
	• Commission	-	-	-	-	-	-	-
	• Others, please specify	-	-	-	-	-	-	-
	Total (1)	0.32	0.53	0.10	0.42	0.13	0.35	1.85
		Ludwig Rapp (upto 15.03.2017)	Mrs. Eitika Munot	Soumitra Bhattacharya				
2	Other Non- Executive Directors							
	• Fee for attending board/ committee meetings	*	0.24	*	-	-	-	0.24
	• Commission	-	-	-	-	-	-	-
	Others, please specify	-	-	-	-	-	-	-
	Total (2)	-	0.24	-	-	-	-	0.24
	Total (B)=(1+2)							2.09
	Overall Ceiling as per the Act.							5.90

* Opted not to accept any sitting fees.

C. Remuneration to key Managerial Personnel other than MD/Manager/ WTD

(Rs. in million)

Sr. No.	Particulars of Remuneration	Key Managerial Personnel			Total Amount
		CEO	CFO (Jinendra Jain)	Company Secretary (Satish Mehta)	
1	Gross Salary	Covered under para VI.A			
	a) Salary as per provisions contained in Section 17(1) of the Income Tax Act, 1961		2.00	1.81	3.81
	b) Value of perquisites u/s 17(2) of the Income Tax Act, 1961		0.06	-	0.06
	c) Profits in lieu of salary under Section 17(3) of the Income Tax Act, 1961		-	-	-
2	Stock Option		-	-	-
3	Sweat Equity		-	-	-
4	Commission				
	• As % of profit		-	-	-
	• Others, specify		-	-	-
5	Others, please specify		-	-	-
	Total (A)	2.06	1.81	3.87	
	Ceiling as per the Act	Not Applicable			

VII. Penalties/ punishment/ compounding of offences

Type	Section of the Companies Act	Brief Description	Details of Penalty/ punishment Compounding fees imposed	Authority [RD/NCLT/ COURT]	Appeal made, if any (give details)
A. Company Penalty Punishment Compounding					
B. Directors Penalty Punishment Compounding					
c. Other Officers in default Penalty Punishment Compounding					

NIL

For and on behalf of the Board of Directors

 Pune
May 30, 2017

 Dinesh Munot
Chairman and Managing Director

INDEPENDENT AUDITORS' REPORT

To,
The Members of
ZF Steering Gear (India) Ltd.

Report on the Standalone Financial Statements

We have audited the accompanying standalone financial statements of **ZF Steering Gear (India) Limited** ("the Company"), which comprise the Balance Sheet as at 31st March, 2017, the Statement of Profit and Loss and the Cash Flow Statement for the year then ended, and a summary of the significant accounting policies and other explanatory information.

Management's Responsibility for the Standalone Financial Statements

The Company's Board of Directors is responsible for the matters stated in Section 134(5) of the Companies Act, 2013 ("**the Act**") with respect to the preparation of these standalone financial statements that give a true and fair view of the financial position, financial performance and cash flows of the Company in accordance with the accounting principles generally accepted in India, including the Accounting Standards specified under Section 133 of the Act, read with Rule 7 of the Companies (Accounts) Rules, 2014. This responsibility also includes maintenance of adequate accounting records in accordance with the provisions of the Act for safeguarding the assets of the Company and for preventing and detecting frauds and other irregularities; selection and application of appropriate accounting policies; making judgments and estimates that are reasonable and prudent; and design, implementation and maintenance of adequate internal financial controls, that were operating effectively for ensuring the accuracy and completeness of the accounting records, relevant to the preparation and presentation of the financial statements that give a true and fair view and are free from material misstatement, whether due to fraud or error.

Auditor's Responsibility

Our responsibility is to express an opinion on these standalone financial statements based on our audit.

We have taken into account the provisions of the Act, the accounting and auditing standards and matters which are required to be included in the audit report under the provisions of the Act and the Rules made thereunder.

We conducted our audit in accordance with the Standards on Auditing specified under Section 143(10) of the Act. Those Standards require that we comply with ethical requirements and plan and perform the audit to obtain reasonable assurance about whether the financial statements are free from material misstatement.

An audit involves performing procedures to obtain audit evidence about the amounts and the disclosures in the financial statements. The procedures selected depend on the auditor's judgment, including the assessment of the risks of material misstatement of the financial statements, whether due to fraud

or error. In making those risk assessments, the auditor considers internal financial control relevant to the Company's preparation of the financial statements that give a true and fair view in order to design audit procedures that are appropriate in the circumstances. An audit also includes evaluating the appropriateness of the accounting policies used and the reasonableness of the accounting estimates made by the Company's Directors, as well as evaluating the overall presentation of the financial statements.

We believe that the audit evidence we have obtained is sufficient and appropriate to provide a basis for our audit opinion on the standalone financial statements.

Opinion

In our opinion and to the best of our information and according to the explanations given to us, the aforesaid standalone financial statements give the information required by the Act in the manner so required and give a true and fair view in conformity with the accounting principles generally accepted in India,

- (a) in the case of the Balance Sheet, of the state of affairs of the Company as at 31st March, 2017;
- (b) in the case of the Statement of Profit and Loss, of the profit of the Company for the year ended on that date, and
- (c) in the case of the Cash Flow Statement, of the cash flows of the Company for the year ended on that date.

Report on Other Legal and Regulatory Requirements

1. As required by the Companies (Auditor's Report) Order, 2016 ("the Order") issued by the Central Government of India in terms of sub-section (11) of section 143 of the Act, we give in the Annexure A, a statement on the matters specified in paragraphs 3 and 4 of the Order.
2. As required by Section 143(3) of the Act, we report that:
 - a) We have sought and obtained all the information and explanations which to the best of our knowledge and belief were necessary for the purposes of our audit.
 - b) In our opinion, proper books of account as required by law have been kept by the Company so far as it appears from our examination of those books.
 - c) The Balance Sheet, the Statement of Profit and Loss, and the Cash Flow Statement dealt with by this Report are in agreement with the books of account.
 - d) In our opinion, the aforesaid standalone financial statements comply with the Accounting Standards specified under Section 133 of the Act, read with Rule 7 of the Companies (Accounts) Rules, 2014.
 - e) On the basis of the written representations received from the directors as on 31st March, 2017 taken on record by the Board of Directors, none of the directors is disqualified as on 31st March, 2017 from being appointed as a director in terms of Section 164 (2) of the Act.
 - f) with respect to the adequacy of the internal financial controls over financial reporting of the Company and the operating effectiveness of such controls, refer to our separate report in "Annexure B"; and
 - g) With respect to the other matters to be included in the Auditor's Report in accordance with Rule 11 of the

Companies (Audit and Auditors) Rules, 2014, in our opinion and to the best of our information and according to the explanations given to us:

- i) The Company has disclosed the impact of pending litigations on its financial position in the aforesaid financial statements - Refer Note 34 to the financial statements;
- ii) The Company did not have any long-term contracts including derivative contracts for which there were any material foreseeable losses.
- iii) There has been no delay in transferring amounts, required to be transferred, to the Investor Education and Protection Fund by the Company.
- iv) the Company has provided requisite disclosures in its standalone financial statements as to holdings as well as dealings in Specified Bank Notes during the period from 8th November, 2016 to 30th December, 2016 and these are in accordance with the books of accounts maintained by the Company. Refer Note No.46 to the standalone financial statements.

**For MGM and Company
Chartered Accountants
Firm Registration No. 117963W**

**Mangesh Katariya
Partner
Membership No. 104633**

**Pune
May 30, 2017**

"ANNEXURE A" REFERRED TO IN PARAGRAPH 1 UNDER THE HEADING "REPORT ON OTHER LEGAL AND REGULATORY REQUIREMENTS" OF OUR REPORT OF EVEN DATE TO THE MEMBERS OF ZF STEERING GEAR (INDIA) LIMITED

On the basis of such checks as we considered appropriate and according to the information and explanations given to us during the course of our audit, we state that:

1.
 - a) The Company has maintained proper records showing full particulars, including quantitative details and situation of fixed assets.
 - b) As explained to us, considering the nature of the Fixed Assets, the same have been physically verified by the management at reasonable intervals during the year as per the verification plan adopted by the company, which, in our opinion, is reasonable having regard to the size of the Company and the nature of its assets. According to the information and explanations given to us and the records produced to us for our verification, the discrepancies noticed during such physical verification were not material and the same have been properly dealt with in the books of account.
 - c) According to the information and explanations given to us and on the basis of our examination of the records of the Company, the title deeds of immovable properties are held in the name of the Company.
2. The inventory has been physically verified by the management at reasonable intervals during the year. Inventory lying with third parties and in-transit have been verified by the management with

reference to the confirmations received from them and/or subsequent receipt of goods. The company is maintaining proper records of inventory. The discrepancies noticed on verification between the physical stocks and book records were not material considering the operations of the Company and have been properly dealt with in the books of account.

3. During the year, the Company has not granted any loans, secured or unsecured to companies, firms or other parties covered in the register maintained under section 189 of the Act.
4. According to the information and explanations given to us, the Company has not given any guarantee for loans taken by others from banks and financial institutions
5. No deposits within the meaning of directives issued by RBI (Reserve Bank of India) and Sections 73 to 76 or any other relevant provisions of the Act and rules framed thereunder have been accepted by the Company.
6. According to the information and explanations given to us, the Central Government under sub-section (1) of Section 148 of the Act has not prescribed maintenance of cost records in respect of the activities carried out by the company.
7.
 - a) According to the information and explanations given to us and on the basis of our examination, the Company is generally regular in depositing undisputed statutory dues including Provident Fund, Employees' State Insurance, Income Tax, Sales Tax, Service Tax, Customs Duty, Excise Duty, Cess and other material statutory dues applicable to the Company with the appropriate authorities. No undisputed amounts payable in respect of the aforesaid statutory dues were outstanding as at 31st March, 2017 for a period of more than six months from the date they became payable
 - b) According to the records of the Company, there are no dues of Income Tax, Sales Tax, Service tax, Customs Duty, Excise Duty, Cess which have not been deposited on account of any dispute except the following:

Name of the Statute	Nature of Dues	Forum where the dispute is pending	Financial Year	Amount (Rs.in Million)
MVAT Act 2002 & CST Act.	Assessed VAT dues by AO	Dy. Commissioner of Sales Tax	FY 2010-11	3.19
Income Tax Act, 1961	Assessment dues	CIT (Appeal), Pune	FY 2012-13	4.45
Income Tax Act, 1961	Assessment dues	CIT (Appeal), Pune	FY 2013-14	3.25

8. According to the information and explanations given to us and on the basis of our examination, we are of the opinion that the Company has not defaulted in repayment of loans or borrowing to a financial institution, bank, Government or dues to debenture holders.
9. According to the information and explanations given to us and on the basis of our examination, the Company has not raised any money by way of initial public offer / further public offer / debt instruments. Based on the information and explanations given to us by the management, term loans were applied for the purpose for which the loans were obtained.
10. During the course of our examination of the books and records of the Company, carried out in accordance with the generally accepted auditing standards in India and according to the information and explanations given to us, we have neither come across any instance of fraud on or by the Company, noticed or reported during the year, nor have we been informed of such case by the management.
11. According to the information and explanations give to us and based on our examination of the records of the Company, the Company has paid/provided for managerial remuneration in accordance with the requisite approvals mandated by the provisions of section 197 read with Schedule V to the Act.

12. In our opinion and according to the information and explanations given to us, the Company is not a nidhi company. Accordingly, paragraph 3(xii) of the Order is not applicable.
13. According to the information and explanations given to us and based on our examination of the records of the Company, transactions with the related parties are in compliance with sections 177 and 188 of the Act where applicable and details of such transactions have been disclosed in the financial statements as required by the applicable accounting standards
14. According to the information and explanations give to us and based on our examination of the records of the Company, the Company has not made any preferential allotment or private placement of shares or fully or partly convertible debentures during the year.
15. According to the information and explanations given to us and based on our examination of the records of the Company, the Company has not entered into non-cash transactions with directors or persons connected with him. Accordingly, paragraph 3(xv) of the Order is not applicable.
16. The Company is not required to be registered under section 45-IA of the Reserve Bank of India Act 1934.

**For MGM and Company
Chartered Accountants
Firm Registration No. 117963W**

**Mangesh Katariya
Partner
Membership No. 104633**

**Place: Pune
Date: May 30, 2017**

**"ANNEXURE B" REFERRED TO IN PARAGRAPH 2(F)
UNDER THE HEADING "REPORT ON OTHER LEGAL AND
REGULATORY REQUIREMENTS" OF OUR REPORT OF
EVEN DATE TO THE MEMBERS OF ZF STEERING GEAR
(INDIA) LTD.**

Report on the Internal Financial Controls under Clause (i) of Sub-section 3 of Section 143 of the Companies Act, 2013 ("the Act")

We have audited the internal financial controls over financial reporting of ZF Steering Gear (India) Ltd. ("the Company") as of 31 March 2017 in conjunction with our audit of the standalone financial statements of the Company for the year ended on that date.

Management's Responsibility for Internal Financial Controls

The Company's management is responsible for establishing and maintaining internal financial controls based on the internal control over financial reporting criteria established by the Company considering the essential components of internal control stated in the Guidance Note on Audit of Internal Financial Controls over Financial Reporting issued by the Institute of Chartered Accountants of India ('ICAI'). These responsibilities include the design, implementation and maintenance of adequate internal financial controls that were operating effectively for ensuring the orderly and efficient conduct of its business, including adherence to company's policies, the safeguarding of its assets, the prevention and detection of frauds and errors, the accuracy and completeness of the accounting records, and the timely preparation of reliable financial information, as required under the Companies Act, 2013.

Auditors' Responsibility

Our responsibility is to express an opinion on the Company's internal financial controls over financial reporting based on our audit. We conducted our audit in accordance with the Guidance Note on Audit of Internal Financial Controls over Financial Reporting (the "Guidance Note") and the Standards on Auditing, issued by ICAI and deemed to be prescribed under section 143(10) of the Companies Act, 2013, to the

extent applicable to an audit of internal financial controls, both applicable to an audit of Internal Financial Controls and, both issued by the Institute of Chartered Accountants of India. Those Standards and the Guidance Note require that we comply with ethical requirements and plan and perform the audit to obtain reasonable assurance about whether adequate internal financial controls over financial reporting was established and maintained and if such controls operated effectively in all material respects.

Our audit involves performing procedures to obtain audit evidence about the adequacy of the internal financial controls system over financial reporting and their operating effectiveness. Our audit of internal financial controls over financial reporting included obtaining an understanding of internal financial controls over financial reporting, assessing the risk that a material weakness exists, and testing and evaluating the design and operating effectiveness of internal control based on the assessed risk. The procedures selected depend on the auditor's judgment, including the assessment of the risks of material misstatement of the financial statements, whether due to fraud or error. We believe that the audit evidence we have obtained is sufficient and appropriate to provide a basis for our audit opinion on the Company's internal financial controls system over financial reporting.

Meaning of Internal Financial Controls over Financial Reporting

A company's internal financial control over financial reporting is a process designed to provide reasonable assurance regarding the reliability of financial reporting and the preparation of financial statements for external purposes in accordance with generally accepted accounting principles. A company's internal financial control over financial reporting includes those policies and procedures that (1) pertain to the maintenance of records that, in reasonable detail, accurately and fairly reflect the transactions and dispositions of the assets of the company; (2) provide reasonable assurance that transactions are recorded as necessary to permit preparation of financial statements in accordance with generally accepted accounting principles, and that receipts and expenditures of the company are being made only in accordance with authorisations of management and directors of the company; and (3) provide reasonable assurance regarding prevention or timely detection of unauthorised acquisition, use, or disposition of the company's assets that could have a material effect on the financial statements.

Inherent Limitations of Internal Financial Controls over Financial Reporting

Because of the inherent limitations of internal financial controls over financial reporting, including the possibility of collusion or improper management override of controls, material misstatements due to error or fraud may occur and not be detected. Also, projections of any evaluation of the internal financial controls over financial reporting to future periods are subject to the risk that the internal financial control over financial reporting may become inadequate because of changes in conditions, or that the degree of compliance with the policies or procedures may deteriorate.

Opinion

In our opinion, the Company has, in all material respects, an adequate internal financial controls system over financial reporting and such internal financial controls over financial reporting were operating effectively as at 31 March 2017, based on the internal control over financial reporting criteria established by the Company considering the essential components of internal control stated in the Guidance Note on Audit of Internal Financial Controls Over Financial Reporting issued by the Institute of Chartered Accountants of India.

**For MGM and Company
Chartered Accountants
Firm Registration No. 117963W**

**Mangesh Katariya
Partner
Membership No. 104633**

**Place: Pune
Date: May 30, 2017**

Balance Sheet as at 31st March, 2017

Rupees in Million

	Particulars	Note No.		As at 31st March, 2017	As at 31st March, 2016
(I)	EQUITY AND LIABILITIES				
(1)	Shareholders' Funds				
	(a) Share Capital	1	90.73		90.73
	(b) Reserves and Surplus	2	3,150.07		2,704.85
				3,240.80	2,795.58
(2)	Non-Current Liabilities				
	(a) Long-term borrowings	3	157.65		79.41
	(b) Deferred tax liabilities (Net)	4	14.36		27.18
	(c) Long term provisions	5	26.77		22.31
				198.78	128.90
(3)	Current Liabilities				
	(a) Short-term borrowings	6	2.97		246.13
	(b) Trade payables	7	402.29		397.80
	(c) Other current liabilities	8	170.11		131.03
	(d) Short-term provisions	9	56.75		53.77
				632.12	828.73
	Total			4,071.70	3,753.21
(II)	ASSETS				
(1)	Non-current assets				
	(a) Fixed assets				
	(i) Tangible assets	10	1,288.36		1,038.75
	(ii) Intangible assets		15.95		19.40
	(iii) Capital work-in-progress		3.18		6.55
				1,307.49	1,064.70
	(b) Non-current investments	11	1,738.62		1645.84
	(c) Long term loans and advances	12	98.40		135.48
				1,837.02	1,781.32
(2)	Current assets				
	(a) Inventories	13	387.07		231.73
	(b) Trade receivables	14	355.97		554.44
	(c) Cash and Cash Equivalents	15	22.17		17.78
	(d) Short-term loans and advances	16	54.22		39.54
	(e) Other current assets	17	107.76		63.70
				927.19	907.19
	Total			4,071.70	3,753.21

SEE ACCOMPANYING NOTES TO THE FINANCIAL STATEMENTS

As per our Report of even date attached.

For **MGM and Company**
Chartered Accountants
Firm Registration No. : 117963W

Mangesh Katariya
Partner
Membership No.104633

Pune
May 30, 2017

For and on behalf of the **Board of Directors**

Dinesh Munot
DIN : 00049801

Utkarsh Munot
DIN : 00049903

S. A. Gundecha
DIN : 00220352

Jinendra Jain
Satish Mehta

Pune
May 30, 2017

Chairman & Managing Director

Chief Executive Officer

Director and Chairman of the Audit Committee

Chief Financial Officer
Company Secretary

Statement of Profit and Loss for the year ended 31st March, 2017

Rupees in Million

	Particulars	Note No.		For the year ended 31st March, 2017	For the year ended 31st March, 2016
I.	Revenue from operations- Gross		4379.26		4277.32
	Less: Excise Duty		480.11		464.20
	Revenue from operations- Net	18		3,899.15	3,813.12
II.	Other Income	19		77.44	59.45
III.	Total Revenue (I +II)			3,976.59	3,872.57
IV.	Expenses:				
	Cost of raw materials and components				
	Cost of raw materials and components consumed (including purchase of traded goods)	20		2,440.44	2,295.50
	Changes in inventories of finished goods and work-in-progress	21		(130.39)	7.17
	Employee benefit expense	22		462.88	427.23
	Other expenses	24		328.78	295.00
	Total (IV)			3,101.71	3,024.90
V.	Profit before Interest, tax, depreciation and amortization and exceptional item (EBITDA) (III - IV)			874.88	847.67
VI.	Finance costs	23		24.86	17.68
	Depreciation and amortization expense	10		278.93	247.36
	Profit before exceptional items and tax (V - VI-VII)			571.09	582.63
	Exceptional Items			-	-
	Profit before tax (VIII+IX)			571.09	582.63
XI.	Tax expense:				
	(1) Current tax			138.69	162.30
	(2) Deferred tax			(12.82)	(30.98)
	(3) Taxation of earlier year(s)			-	(0.69)
	(4) Defferal sales tax loan of earlier year(s)			-	1.36
				125.87	131.99
XII.	Profit for the Year (X-XI)			445.22	450.64
XIII.	Earning per equity share				
	Earning per equity share (Face Value per share Rs. 10):				
	(1) Basic			49.07	49.67
	(2) Diluted			49.07	49.67

SEE ACCOMPANYING NOTES TO THE FINANCIAL STATEMENTS

As per our Report of even date attached.

For and on behalf of the Board of Directors

For **MGM and Company**
Chartered Accountants
Firm Registration No. : 117963W

Mangesh Katariya
Partner
Membership No.104633

Dinesh Munot
DIN : 00049801
Utkarsh Munot
DIN : 00049903
S. A. Gundecha
DIN : 00220352

Chairman & Managing Director
Chief Executive Officer
Director and Chairman of the Audit Committee
Chief Financial Officer
Company Secretary

Pune
May 30, 2017

Pune
May 30, 2017

Cash Flow Statement for the year ended 31st March, 2017

Rupees in Million

		Year ended 31st March, 2017		Year ended 31st March, 2016	
A	CASH FLOW FROM OPERATING ACTIVITIES				
	Profit/(Loss) before tax:		571.09		582.63
	Adjustment for:				
	Depreciation/Amortisation	278.93		247.36	
	Finance Costs	24.86		17.68	
	(Profit)/ Loss on sale of fixed assets	0.64		0.59	
	(Profit)/ Loss on sale of investments	(40.83)		(21.78)	
	Interest income	(4.04)		(4.09)	
	Dividend Income	(8.61)		(10.84)	
			250.95		228.92
	Operating profit before Working Capital changes		822.04		811.55
	Adjustments for changes in Working capital				
	Long term Loans and advances	(3.20)		0.47	
	Other non-current assets	-		-	
Inventories	(155.34)		16.69		
Trade Receivables	198.47		(20.27)		
Short term Loans and advances	(14.68)		(14.88)		
Other current assets	(44.06)		(27.40)		
Long term Provisions	4.46		2.19		
Trade Payables	4.49		4.81		
Other current liabilities	35.15		34.14		
Short term Provisions	14.88		9.75		
		40.17		5.50	
Cash generated from operations		862.21		817.05	
Income taxes paid		(158.70)		(150.43)	
Net Cash from Operating activities		703.51		666.62	
B	CASH FLOW FROM INVESTING ACTIVITIES				
	Fixed Assets:				
	Purchase	(472.58)		(303.09)	
	Sale	3.33		1.88	
	Investments:				
	Purchase	(218.94)		(314.62)	
	Sale	166.45		63.48	
	Interest received	4.04		4.09	
	Dividend received	8.61		10.84	
	Net Cash from/used in investing activities		(509.09)		(537.42)
C	CASH FLOW FROM FINANCING ACTIVITIES				
	Proceeds from Long term borrowings	101.29		-	
	Sales Tax deferral	(23.05)		(22.95)	
	Proceeds from Short term borrowings	(243.16)		144.87	
	Interest paid	(24.86)		(17.68)	
	Dividend paid	(0.25)		(244.73)	
Net Cash from/used in financing activities		(190.03)		(140.49)	
D	NET INCREASE / (DECREASE) IN CASH AND CASH EQUIVALENTS		4.39		(11.29)
	Cash and Cash Equivalents (Opening balance)		17.78		29.07
	Cash and Cash Equivalents (Closing balance)		22.17		17.78
	Notes :				
	Figures in brackets represent outflows of cash and cash equivalents.				
	Cash and cash equivalents comprise of :				
			As at	As at	As at
			31st March, 2017	31st Mar, 2016	31st Mar, 2015
			Rs.	Rs.	Rs.
	Cash on hand		0.10	0.10	0.04
Balances with Banks:					
- In Current Account and Fixed Deposits		17.07	17.68	(0.97)	
- Others		5.00	0.00	30.00	
		22.17	17.78	29.07	

SEE ACCOMPANYING NOTES TO THE FINANCIAL STATEMENTS

As per our Report of even date attached.

For and on behalf of the Board of Directors

For MGM and Company
Chartered Accountants
Firm Registration No. : 117963W

Dinesh Munot
DIN : 00049801
Utkarsh Munot
DIN : 00049903

Chairman & Managing Director

Chief Executive Officer

Mangesh Katariya
Partner
Membership No.104633

S. A. Gundecha
DIN : 00220352

Director and Chairman of the Audit Committee

Jinendra Jain
Satish Mehta

Chief Financial Officer

Company Secretary

Pune
May 30, 2017

Pune
May 30, 2017

NOTES FORMING PART OF FINANCIAL STATEMENTS (Contd..)

NOTE 25 - STATEMENT OF SIGNIFICANT ACCOUNTING POLICIES

A) Corporate Information :

ZF Steering Gear India Limited ("the Company") is a listed company domiciled in India and was incorporated on 1981 under the provision of the Companies Act, 1956. The company is primarily engaged in the business of production & assembling of steering systems for vehicles, buses and tractors. The company has plant at Vadu Budruk, Near Pune for production and assembling of steering systems and accessories.

B) Basis of Preparation of Financial Statements :-

- i. The financial statements are prepared under the Historical Cost Convention, on the accrual basis of accounting and in accordance with the provisions of the Companies Act, 2013 and comply with the Accounting Standards notified by the Companies (Accounting Standards) Rules, 2006 and the relevant provisions of the Companies Act, 2013.
- ii. Estimates and Assumptions used in preparation of the Financial Statements are based upon Management's evaluations of the relevant facts and circumstances as of the date of the financial statements, which may differ from the actual results at a subsequent date.

C) Fixed Assets and Depreciation :

- i. Fixed Assets :
Fixed Assets are stated at cost (net of Cenvat and sales tax credit) of acquisition or construction or at manufacturing cost in case of Company manufactured assets, less accumulated depreciation (except on free hold land). The cost includes freight, duties, taxes, and incidental expenses related to acquisition, installation, erection and commissioning.
- (ii) Depreciation:
Depreciation has been provided on the Written Down Value (W.D.V.) as per the useful life prescribed in Schedule II to the Companies Act, 2013 except in respect of
 - a) Plant & machinery (other than machinery spares) depreciated over the useful life of 1 to 15 years, wherein, The life of the said assets has been assessed based on internal technical evaluations, taking in to the nature of the asset, the estimated usage of the asset, the operating condition of the asset, past history of replacement, anticipated

technological changes, manufacturer's warranties and maintenance support, etc. Tangible assets residual value is kept at 5%, of fixed asset.

- b) ERP software & and machinery spares each having value more than Rs. 1 Lakh written off in three equal Instalment from the date of capitalisation.
- c) Leasehold land's value is written off on the basis of the tenure of the Lease. Depreciation is provided on pro-rata basis on additions/ deductions during the year.

D) Investments :

Long term Investments are stated at cost. Provision is made to recognise any diminution in the value, other than temporary, in the carrying amount of any long term investments.

Current Investments are carried at lower of cost and market value determined on an individual investment basis.

Investment in Immovable Property

Immovable Properties that are not intended to be occupied substantially for self use by or in the operations of the Company, have been classified as investment Properties. Investment properties are carried at cost less accumulated depreciation.

E) Inventories:

Inventories are valued at the lower of cost (Value of cost is computed on a weighted average basis) and estimated net realisable value. Finished goods and work-in-progress include costs of conversion and other costs incurred in bringing the inventories to their present location and condition. Excise duty is included in the value of finished goods inventory. Goods-in-transit are stated at actual cost incurred upto the date of balance sheet.

Scrap is valued at net realisable value.

F) Revenue Recognition :

Sale of goods is recognised when the significant risks and rewards of ownership of goods have passed on to the customers, as per the terms of contract. Gross Sales include excise duty but excludes sales tax and are net of trade discounts.

G) Employees Retirement Benefits :

Defined Contribution plans: The Company makes specified monthly contributions towards employee provident fund. Defined benefit plans: The Company's gratuity and leave encashment are defined benefit plans. The present value of the obligation under such defined benefit plans is

Notes forming part of the Financial Statements (Contd....)

determined based on actuarial valuation using the projected unit credit method, which recognises each period of service as giving rise to additional unit of employee benefit entitlement and measures each unit separately to build up the final obligation. The obligation is measured at the present value of the estimated future cash flows.

The discount rates used for determining the present value of the obligation under defined benefit plans, are based on the market yields on Government Securities as at the Balance Sheet date. Actuarial gains and losses are recognised immediately in the Profit and Loss Account.

Short term employee benefits are recognized as an expense at the undiscounted amount in the Profit and Loss Account in the year in which they relate.

H) Foreign Currency Transactions :

Transactions in foreign currency are accounted at exchange rates prevailing at the time of the transaction. All exchange gains / losses arising out of such transactions are taken to Profit and Loss account. Foreign currency monetary assets and liabilities are translated at the exchange rates prevailing on the last working day of the accounting year. Non monetary items which are carried in terms of historical cost denominated in a foreign currency are reported using the exchange rate at the date of the transaction.

I) Taxation :

Provision is made for income tax liability which may arise on the results for the year at the current rate of tax in accordance with the Income-tax Act, 1961. The deferred tax for timing differences between the book profit and tax profits for the year is accounted for using the tax rates enacted as of the Balance Sheet date. Deferred tax assets arising from temporary timing differences are recognised to the extent there is reasonable certainty that the assets can be realised in future.

J) Segment Reporting

a) Identification of Segments

The Company's operating business are organised and managed separately according to the nature of activity, with each segment representing a strategic business unit that offers different activity.

b) Unallocated items

Corporate assets and liabilities, income and expenses which relate to the Company as a

whole and are not allocable to segments, have been included under unallocated items.

K) Impairment of Assets :

At each Balance Sheet date, the Company assesses whether there is any indication that an asset may be impaired. If any such indication exists, the Company estimates the recoverable amount. If the carrying amount of the assets exceeds its recoverable amount, an impairment loss is recognised in the Profit and Loss Account to the extent the carrying amount exceeds recoverable amount. During the year there was no impairment of assets.

L) Provisions and Contingent Liabilities

a) Provisions in respect of present obligation arising out of past events are made in the accounts when reliable estimates can be made about the amount of obligation.

b) Contingent Liabilities are disclosed when there is a possible obligation that may, but probably will not, require an outflow of resources.

M) Earnings per Share

Basic and diluted earning per share is computed by dividing the net profit attributable to equity shareholders for the year, by the weighted average number of equity shares outstanding during the year.

N) Warranty

The estimated liability for product warranties is recorded when products are sold. These estimates are established using historical information on the nature, frequency and average cost of warranty claims and management estimates regarding possible future incidence based on corrective actions on product failures.

O) Government grants and subsidies

Grants and subsidies from the government are recognized when there is reasonable assurance that [i] the Company will comply with the conditions attached to them, and [ii] the grant / subsidy will be received.

When the grant or subsidy relates to revenue, it is recognized as income on a systematic basis in the Statement of Profit and Loss over the periods necessary to match them with the related costs, which they are intended to compensate. Where the grant relates to an asset, it is recognized as deferred income and is allocated to Statement of Profit and Loss over the periods and in the proportions in which depreciation on those assets is charged.

Notes forming part of the Financial Statements

Rupees in Million

	As at 31st March, 2017		As at 31st March, 2016	
NOTE 1 - SHARE CAPITAL				
Authorised:				
10,000,000 (Previous period 10,000,000) equity shares of Rs. 10 each.				
	100.00		100.00	
Issued, Subscribed and Paid up:				
9,073,300 (Previous period 9,073,300) equity shares of Rs. 10 each.				
	90.73		90.73	
	90.73		90.73	
Reconciliation of the No. of shares outstanding at the beginning and at the end of the year:	As at 31st March, 2017 No of shares	As at 31st March, 2017 Rs. In Million	As at 31st March, 2016 No of shares	As at 31st March, 2016 Rs. In Million
No of shares outstanding at the beginning of the year				
- Equity shares	9,073,300	90.73	9,073,300	90.73
Add: Additional shares issued during the year				
- Equity shares	-	-	-	-
Less: Shares forfeited / Bought back during the year				
- Equity shares	-	-	-	-
No of shares outstanding at the end of the year				
- Equity shares	9,073,300	90.73	9,073,300	90.73
Notes:				
i) Number of shares held by each shareholder holding more than 5% shares in the company are as follows:				
Particulars	as at 31st March, 2017		as at 31st March, 2016	
	No. of shares	% holding	No. of shares	% holding
Equity Shares:				
Robert Bosch Automotive Steering GmbH	2,340,155	25.79	2,340,155	25.79
Mr. Utkarsh Munot	1,191,494	13.13	1,191,494	13.13
Mr. Dinesh Munot	949,290	10.46	949,290	10.46
ii) Terms/ Rights attached to Equity Shares				
The Company has only one class of equity shares having a par value of Rs. 10/- per share. Each holder of equity shares is entitled to one vote per share. The Company declares and pays dividend in Indian Rupee. The dividend recommended by the Board of Directors is subject to approval of the members at the ensuing Annual General Meeting.				
During the Year ended on 31st March, 2017, the amount of per share dividend declared as distribution to equity shareholders is Rs.8 (P.Y. 12.50).				
In the event of liquidation of the Company, the holders of each equity share will be entitled to receive remaining assets of the Company, after distribution of all preferential amounts.				
The distribution will be in proportion to the number of equity shares held by shareholders.				
		As at 31st March, 2017	As at 31st March, 2016	
NOTE 2 - RESERVES AND SURPLUS				
Capital Reserve:				
As per last Balance Sheet	3.50		3.50	
Additions during the year	-		-	
		3.50	3.50	
Securities Premium Account:				
As per last Balance Sheet	23.23		23.23	
Additions on shares issued during the year	-		-	
		23.23	23.23	
General Reserve:				
As per last Balance Sheet	2,350.00		2,350.00	
Add: Transfer from Profit & Loss Account	-		-	
		2,350.00	2,350.00	

Notes forming part of the Financial Statements (Contd....)

Rs. in Million

		As at 31st March, 2017	As at 31st March, 2016
Surplus i.e. Balance in Profit and Loss statement			
As per last Balance Sheet	328.12		13.99
Add: Profit for the Year	445.22		450.64
Less: Appropriations			
Transfer to reserves	-		-
Interim dividend	-		113.42
Tax on Interim / Proposed	-		23.09
		773.34	328.12
Total		3,150.07	2,704.85

		As at 31st March, 2017	As at 31st March, 2016
Loans and Advances from other than related parties:			
Term Loans			
- from Banks (Note No.3a)	101.29		-
Deferred payment liabilities Unsecured (Note No.3b) (Sales Tax Deferral under Package Schemes of Incentives)	56.36		79.41
		157.65	79.41
Total		157.65	79.41

NOTE 3a :

Sr. No.	Particulars	Rate of Interest	0- 1 year	1 - 5 years
1	HDFC Bank Ltd (secured by way of sole charge on the new plant & machinery being purchased)	9.15	32.50	101.29

NOTE 3b :

Repayment Schedule

Year	Package Scheme of incentives 1993 (I) EC-4206	"Additional Incentives under Package Scheme 1988 / EC-1499 "	"Incentive under 1998 Power Generation Policy (0.70 MW)"	"Incentive under 1998 Power Generation Policy (1.00 MW)"	"Total Amount (Rs.)"
2017-18	8.90	-	5.82	8.33	23.05
2018-19	6.50	1.07	5.71	8.33	21.61
2019-20	2.62	1.07	4.54	6.67	14.90
2020-21	-	1.07	3.38	5.00	9.45
2021-22	-	1.07	2.21	3.33	6.61
2022-23	-	1.07	1.05	1.67	3.79
	18.02	5.35	22.71	33.33	79.41

Notes forming part of the Financial Statements (Contd....)

Part I of 1988/ Package Scheme of Incentives -	}	Sales Tax incentive scheme of Govt. of Maharashtra, by way of deferment of Sales Tax liability, for expansion carried out by the Company, being eligible unit under the scheme, implemented then through SICOM (The State Industrial and Investment Corporation of Maharashtra Limited).
Part I of 1993/ Package Scheme of Incentives -		
Additional Incentives under Package Scheme 1988		Additional Incentives Scheme of Govt. of Maharashtra, by way of deferment of Sales Tax liability, as per Govt. Circular No.IDL1005/(C.R.354)/IND-8 Dated 06.11.2006.
1998 Power Generation promotion policy-		Sales Tax incentive scheme of Govt. of Maharashtra, by way of deferment of Sales Tax liability, for achieving required Power Load Factor (PLF) for the Company's Wind Farm project, implemented through MEDA (Maharashtra Energy Development Agency).

Rupees in Million		
	As at 31st March, 2017	As at 31st March, 2016
NOTE 4 - DEFERRED TAX LIABILITY		
(i) Break up of deferred tax liability as at year end : Nature of timing difference		
Provision for Depreciation	44.59	61.74
	44.59	61.74
(ii) Break up of deferred tax asset as at year end: Provision for Employee Benefits	30.23	34.56
	30.23	34.56
(iii) Deferred tax (asset)/liability net:	14.36	27.18
NOTE 5 - LONG- TERM PROVISIONS		
Provision for Employee Benefits	26.77	22.31
	26.77	22.31
NOTE 6 - SHORT TERM BORROWINGS		
Loans and Advances from other than related parties:		
Loans repayable on demand (Secured)		
- Cash Credit Facilities	2.97	9.67
(Above loans from banks are Secured by Hypothecation of Stocks and Book Debts and Second Charge on Plant and Machinery at Factory)		
- Over Draft Facilities	-	236.46
Against pledge of certain Financial asset of the Company (Refer Note No : 11)		
	2.97	246.13
NOTE 7 - TRADE PAYABLES		
Trade payables (Refer note no. 38)	402.29	397.80
	402.29	397.80
NOTE 8 - OTHER CURRENT LIABILITIES		
Current maturities of long-term debt	55.55	22.95
Unpaid dividends	5.95	6.20
Other payables		
(i) Payable for capital goods	44.67	40.49
(ii) Advance from customers	15.42	13.29
(iii) Statutory obligations	48.06	48.10
(iv) Interest payable on overdraft facilities	0.46	-
	170.11	131.03
NOTE 9 - SHORT-TERM PROVISIONS		
Provision for Employee Benefits	48.15	39.02
Provision-Others:		
Provision for Warranty	8.60	2.85
Other Provisions - (Including provision for Taxation net of Advance Tax Payments)	-	11.90
	56.75	53.77

NOTE 10 - FIXED ASSETS FOR FINANCIAL YEAR 2016-17

Rupees in Million

	Gross Block at Cost				Depreciation / Amortization / Impairment				Net Block		
	As at 1st April 2016	Additions during the year	Disposals during the year/ written back	* Other Adjustments	As at 31st March, 2017	As at 1st April, 2016	For the year	On Disposals/ written back	* Other Adjustments	Upto 31st March, 2017	As at 31st March, 2017
(I) TANGIBLE ASSETS											
Land	3.30	-	-	-	3.30	-	-	-	-	-	3.30
Leasehold Land	78.26	44.48	-	-	122.74	12.15	3.82	-	-	15.97	106.77
Buildings	154.54	27.55	-	-	182.09	84.26	7.28	-	-	91.54	90.55
Plant & Equipment	1,640.48	407.33	34.72	-	2,013.09	1,110.28	180.79	32.93	-	1,258.14	754.95
Plant & Equipment (R & D)	45.66	-	0.41	-	45.25	33.84	3.39	0.39	-	36.84	8.41
Furniture & Fixtures	39.19	0.46	0.07	-	39.58	25.26	3.82	0.06	-	29.02	10.56
Vehicles	90.57	29.88	27.88	-	92.57	60.31	11.58	25.74	-	46.15	46.42
Office Equipment	30.61	6.33	0.13	-	36.81	23.33	5.05	0.12	-	28.26	8.55
Electrical Installation	25.55	5.73	-	-	31.28	14.84	3.04	-	-	17.88	13.40
ETP/STP Plant	5.40	-	-	-	5.40	3.54	0.63	-	-	4.17	1.23
Wind Mills	321.76	-	-	-	321.76	264.27	4.75	-	-	269.02	52.74
Solar Power Plant	491.98	-	-	-	491.98	256.47	44.03	-	-	300.50	191.48
Total	2,927.30	521.76	63.21	-	3,385.85	1,888.55	268.18	59.24	-	2,097.49	1,288.36
(II) INTANGIBLE ASSETS											
Computer Software	46.65	6.76	-	-	53.41	27.69	10.19	-	-	37.88	15.53
Technical know how fees	0.86	-	-	-	0.86	0.85	-	-	-	0.85	0.01
Patent	0.44	-	-	-	0.44	0.01	0.02	-	-	0.03	0.41
Total	47.95	6.76	-	-	54.71	28.55	10.21	-	-	38.76	15.95
TOTAL (I)+(II)	2,975.25	528.52	63.21	-	3,440.56	1,917.10	278.39	59.24	-	2,136.25	1,304.31
CAPITAL WORK IN PROGRESS											
INTANGIBLE ASSETS UNDER DEVELOPMENT											3.18

NOTE 10 - FIXED ASSETS FOR FINANCIAL YEAR 2015-16

Rupees in Million

	Gross Block at Cost				Depreciation / Amortization / Impairment				Net Block		
	As at 1st April 2015	Additions during the year	Disposals during the year/ written back	* Other Adjustments	As at 31st March, 2016	As at 1st April 2015	For the year	On Disposals/ written back	* Other Adjustments	Upto 31st March, 2016	As at 31st March, 2016
(I) TANGIBLE ASSETS											
Land	3.30	-	-	-	3.30	-	-	-	-	-	3.30
Leasehold Land	78.26	-	-	-	78.26	9.54	2.61	-	-	12.15	66.11
Buildings	153.38	1.21	0.05	-	154.54	77.76	6.50	-	-	84.26	70.28
Plant & Equipment	1,417.92	253.73	31.17	-	1,640.48	997.63	142.26	29.61	-	1,110.28	530.20
Plant & Equipment (R & D)	37.35	8.31	-	-	45.66	31.56	2.28	-	-	33.84	11.82
Furniture & Fixtures	38.37	0.82	-	-	39.19	20.17	5.09	-	-	25.26	13.93
Vehicles	77.54	18.52	5.49	-	90.57	55.21	9.74	4.64	-	60.31	30.26
Office Equipment	25.84	5.10	0.33	-	30.61	19.38	4.27	0.32	-	23.33	7.28
Electrical Installation	23.61	1.94	-	-	25.55	11.48	3.36	-	-	14.84	10.71
ETP/STP Plant	5.40	-	-	-	5.40	2.59	0.95	-	-	3.54	1.86
Wind Mills	321.76	-	-	-	321.76	259.05	5.22	-	-	264.27	57.49
Solar Power Plant	491.98	-	-	-	491.98	202.32	54.15	-	-	256.47	235.51
Total	2,674.71	289.63	37.04	-	2,927.30	1,686.69	236.43	34.57	-	1,888.55	1,038.75
(II) INTANGIBLE ASSETS											
Computer Software	34.47	12.18	-	-	46.65	17.33	10.36	-	-	27.69	18.96
Technical know how fees	0.86	-	-	-	0.86	0.85	-	-	-	0.85	0.01
Patent	-	0.44	-	-	0.44	-	0.01	-	-	0.01	0.43
Total	35.33	12.62	-	-	47.95	18.18	10.37	-	-	28.55	19.40
TOTAL(I)+(II)	2,710.04	302.25	37.04	-	2,975.25	1,704.87	246.80	34.57	-	1,917.10	1,058.15
CAPITAL WORK IN PROGRESS											
INTANGIBLE ASSETS UNDER DEVELOPMENT											6.55

Notes forming part of the Financial Statements (Contd....)

Rupees in Million

			As at 31st March, 2017	As at 31st March, 2016	
NOTE 11 a. INVESTMENT PROPERTY (At cost less accumulated depreciation)					
Cost of land and in building given on operating lease			18.18	18.18	
Less: Accumulated depreciation (Current year depreciation 0.54 million)			7.66	7.12	
Total (A)			10.52	11.06	
b. INVESTMENTS (Non-Trade, Long Term)					
AT COST:					
In Mutual Fund Units (Units of Rs. 10 each) - Unquoted					
4,963,912	(4,963,912)	HDFC Corporate Debt Opportunities Fund - Growth*	50.00	50.00	
-	(3,459,403)	Reliance Dynamic Bond Fund	-	57.50	
5,000,000	(5,000,000)	Axis Fixed Income Opportunities Fund - Growth*	50.00	50.00	
-	(4,113,515)	Reliance Income Fund - Growth Plan - Bonus	-	44.07	
1,000,000	(1,000,000)	Sundaram SMILE Fund - Dividend	10.00	10.00	
1,191,838	(1,191,838)	Sundaram Select Midcap Fund - Dividend	20.00	20.00	
-	(1,339,104)	L & T Triple Ace Bond Fund	-	16.67	
792,290	(792,290)	SBI Magnum Balanced Fund - Dividend	20.00	20.00	
5,427,071	(4,363,506)	Reliance Medium Term Fund - Growth *	165.00	130.00	
1,602,800	(1,602,800)	Motilal Oswal MOST Focused 25 Fund - Dividend	25.00	25.00	
1,369,076	(1,369,076)	Motilal Oswal Most Focused 25 Funds	25.00	25.00	
4,829,191	(4,829,191)	BOI AXA Corporate Credit Spectrum Fund *	50.00	50.00	
125,209	(125,209)	Tata Balanced Funds - Dividend	10.00	10.00	
Total (B)			425.00	508.24	
In Tax-Free Secured Redeemable Non-Convertible Bonds of Face Value Rs. 1,000 each - Quoted, fully paid-up :					
24,724	(24,724)	National Highway Authority of India (NHAI) *	24.38	24.38	
19,935	(19,935)	Power Finance Corporation Ltd. (PFC) *	19.59	19.59	
Total (C)			43.97	43.97	
In Equity Shares - Quoted, fully paid-up :					
71,295	(71,295)	ICICI Bank Ltd. (Face Value of Rs. 2 each)	13.40	13.40	
12,216	(12,216)	Tata Consultancy Services Ltd. (Face Value of Re. 1/- each)	2.60	2.60	
60,000	(60,000)	KPIT- Cummins India Ltd. (Face Value of Rs. 2/- each)	4.56	4.56	
-	(6,000)	Bharat Electronics Limited (Face Value of Rs. 10/ each)	-	7.38	
3,000	(3,000)	Infosys Limited (Face Value of Rs. 5/ each)	2.93	2.93	
66,700	-	GAIL (India) limited (Face Value of Rs. 10/ each)	25.86	-	
52,458	-	Balmer Lawrie & Co. Limited (Face value of Rs. 10/ each)	10.76	-	
25,000	-	Oil & natural Gas Corporation Limited (Face Value of Rs. 5 each)	4.32	-	
Total (D)			64.43	30.87	
In Equity Shares - Unquoted, fully paid up (In JV):					
119,470,000	(105,170,000)	Robert Bosch Automotive Steering Private Limited. (26% holding) of Rs.10/-each **	1,194.70	1,051.70	
Total (E)			1,194.70	1,051.70	
Total (A+B+C+D+E)			1,738.62	1,645.84	
LONG TERM INVESTMENTS : AGGREGATE VALUE OF :			As at 31st March, 2017		
			Book Value	Market Value	
			Quoted Govt. Securities	43.97	52.99
			Quoted shares	64.43	102.20
			Mutual Funds	425.00	555.99
Unquoted Investments	1,205.22	-			
* Note : Investment which are pledged with the bank . (Refer Note No. 6)					
** Note : As per contractual obligation with JV partner i.e. Robert Bosch Automotive Steering GmbH, the Company is subscribing 26 % of the paid up equity share capital of the JV Company, i.e Robert Bosch Automotive Steering Private Limited. The networth of the said JV Company as at 31st Mar 2017 is Rs 1739.68 Million (P.Y. Rs. 1898.82 Millions) out of which our share is Rs. 452.35 Million (P.Y. Rs. 493.69 Million).					

Notes forming part of the Financial Statements (Contd....)

Rupees in Million

	As at 31st March, 2017	As at 31st March, 2016
NOTE 12 - LONG TERM LOANS AND ADVANCES (Unsecured, considered good unless otherwise stated) Loans and Advances to other than related parties:		
Capital Advances	35.45	83.85
Security deposits	6.82	3.26
Other Loans and Advances (including loans to employees, Income taxes net of provisions)	56.13	48.37
	98.40	135.48
NOTE 13 - INVENTORIES (at cost or net realisable value whichever is lower)		
Raw materials (including Goods in Transit Rs. 17.58 million (Previous year Rs. 4.62 million)	110.19	85.24
Work - in - Progress	184.32	145.18
Finished Goods (Including Transit/godown stock of Rs. 92.14)	92.56	0.57
Carbon Credit & Renewable Energy Certificate	-	0.74
	387.07	231.73
NOTE 14 - TRADE RECEIVABLES (Unsecured, considered good unless otherwise stated)		
1) Trade Receivables Outstanding for a period exceeding six months	0.43	0.97
2) Other Trade Receivables	355.54	553.47
	355.97	554.44
NOTE 15 - CASH AND CASH EQUIVALENTS		
Balances with Bank		
- On Current Account	16.42	17.03
- In Fixed Deposits	0.65	0.65
Cash on hand	0.10	0.10
Others:		
- Investments in Debt Mutual funds	5.00	-
	22.17	17.78
NOTE 16 - SHORT TERM LOANS AND ADVANCES (Unsecured, considered good unless otherwise stated)		
Balance in Cenvat Credit Account	32.32	23.34
Others (including advance to suppliers, prepaid expenses etc)	21.90	16.20
	54.22	39.54
NOTE 17 - OTHER CURRENT ASSETS		
Other Bank Balances:		
Balances with banks in		
- On Unpaid Dividend Account	5.95	6.20
Other current assets	99.50	55.26
Interest on Fixed Deposit/others	2.31	2.24
	107.76	63.70
NOTE 18 - REVENUE FROM OPERATIONS- NET		
Sale of products	4,269.31	4,164.21
Income from Jobwork	0.58	0.63
Sale of Solar Power	93.89	94.53
Royalty	0.20	0.40
Scrap Sales	15.28	17.55
Gross Revenue from Operations	4,379.26	4,277.32
Less: Excise Duty	480.11	464.20
	3,899.15	3,813.12

Notes forming part of the Financial Statements (Contd....)

Rupees in Million

	For the year ended 31st March, 2017	For the year ended 31st March, 2016
NOTE 19 - OTHER INCOME		
Interest Income	4.04	4.09
Dividend Income from long term investments	8.61	10.84
Net gain on sale of investments-long term	40.83	21.78
Net gain on foreign currency transaction and translation	1.20	(3.47)
Other non-operating income (net of expenses directly attributable to such income)	22.09	25.24
Government grant under PSI scheme *	0.67	0.97
* The Company obtained and recognized as income a government grant of - 0.67 (31st March 2016 -0.97), for Industrial Promotion Subsidy [IPS] under Packaged Scheme of Incentive [PSI] 2007.		
	77.44	59.45
NOTE 20 - COST OF MATERIAL CONSUMED		
Raw Material Consumed (including purchase of traded goods)	2,365.03	2,214.80
Fabrication and Processing charges	57.08	48.88
Packing Material Consumed	18.33	31.82
	2,440.44	2,295.50
NOTE 21 - CHANGES IN INVENTORIES OF FINISHED GOODS AND WORK - IN - PROGRESS		
Opening stock(A)		
Work - in - progress	145.18	152.28
Finished goods and Carbon Credit & Renewable Energy Certificate	1.31	1.38
	146.49	153.66
Closing stock(B)		
Work - in - progress	184.32	145.18
Finished goods and Carbon Credit & Renewable Energy Certificate	92.56	1.31
	276.88	146.49
	(130.39)	7.17
	A-B	
NOTE 22 - EMPLOYEE BENEFITS EXPENSE		
Salaries and Wages	407.28	376.00
Contribution to provident and other funds	16.84	14.15
Staff welfare expenses	38.76	37.08
	462.88	427.23
NOTE 23 - FINANCE COSTS		
Interest Expense	7.53	9.03
Other Borrowing Costs	17.33	8.65
	24.86	17.68
NOTE 24 - OTHER EXPENSES		
Power and Fuel (Net of Credit for Windmill Income of Rs. 71.38 Million (P.Y. Rs. 51.53 Million) captively consumed)	78.98	85.43
Repairs and Maintenance -		
Buildings	8.35	6.49
Machinery	47.48	43.60
Others	9.22	5.19
	65.05	55.28
Insurance	3.59	3.98
Rates & Taxes (excluding taxes on income)	2.52	0.90
Excise Duty -		
Relating to changes in inventories of finished goods	0.05	0.07
Inventory Solar windmill written off	0.74	-
Loss on sale/write off of fixed assets (net)	0.64	0.59
Selling and Distribution Expenses	72.14	60.14
Windmill Energy Generation Expenses	9.19	9.26
Solar Energy Generation Expenses	8.31	6.74
CSR expenditure	10.00	8.80
Payment to Auditors (Net of Service Tax) -		
Audit Fees	0.50	0.41
Tax Audit Fees	0.11	0.10
VAT Audit Fees	0.07	0.07
For Certification and other related work	0.04	0.04
Limited Review	0.12	0.12
	0.84	0.74
Miscellaneous expenses	76.73	63.07
	328.78	295.00

Notes forming part of the Financial Statements (Contd....)

NOTE 26 - THE NET EXCHANGE DIFFERENCES ARISING DURING THE YEAR:

Recognised appropriately in the profit and loss account - net gain - Rs. in Million 1.20
(31st March, 2016 - net loss - Rs. in Million 3.47)

NOTE 27 - DETAILS OF EMPLOYEE BENEFITS AS REQUIRED BY THE ACCOUNTING STANDARD 15 (REVISED) EMPLOYEES BENEFITS ARE AS UNDER

(A) Defined Contribution Plan

Amount recognized as an expense in the Profit and Loss Account in respect of Defined Contribution Plans is Rs. Million 15.36

(B) Defined Benefit Plan

i) Actuarial gains and losses in respect of defined benefit plans are recognised in the Profit & Loss Account.

ii) The Defined Benefit Plans comprise of Gratuity and Leave Encashment. Gratuity is funded.

Gratuity is a benefit to an employee based on 15 days (depending on the grade/ category of employee and completed year of services) last drawn salary of each year.

Rs. in Million

Particulars	Gratuity		Leave Encashment	
	31.03.2017	31.03.2016	31.03.2017	31.03.2016
(C) Changes in the present value of defined obligation representing reconciliation of opening and closing balances thereof are as follows :				
1 Present Value of Defined Benefit Obligation at the beginning of the year	109.18	91.70	30.95	27.30
2 Current Service cost	6.46	6.32	3.21	3.46
3 Interest Cost	7.98	6.97	2.29	2.11
4 Losses (gains) on Curtailment	-	-	-	-
5 Liabilities extinguished on settlements	-	-	-	-
6 Plan amendments	-	-	-	-
7 Actuarial (gains) / losses	11.27	8.87	2.45	(1.39)
8 Benefits paid	(8.30)	(4.68)	(1.56)	(0.53)
9 Present value of Defined Benefit Obligation as on 31.03.17	126.59	109.18	37.34	30.95
(D) Changes in the fair value of plan assets representing reconciliation of opening and closing balances thereof are as follows :				
1 Fair value of Plan assets at the beginning of the year	78.80	70.09	-	-
2 Expected return on plan assets	6.68	6.08	-	-
3 Actuarial gains and losses	(0.58)	(0.27)	-	-
4 Actual contributions by employer	4.41	2.90	-	-
5 Benefits paid	-	-	-	-
6 Mortality charges and taxes	(0.31)	-	-	-
7 Plan assets as on 31st March, 2017	89.00	78.80	-	-
(E) Analysis of Defined Benefit Obligation :				
1 Defined Benefit Obligation as at 31st March, 2017	126.59	109.18	37.34	30.95
2 Fair Value of Plan assets at the end of the year	89.00	78.80	-	-
3 Net (Asset)/ Liability recognized in the Balance Sheet .	37.59	30.38	37.34	30.95
(F) Reconciliation of Present Value of Defined Benefit Obligation and fair value of plan assets showing amount recognized in the Balance Sheet :				
1 Present value of Defined Benefit Obligation	126.59	109.18	37.34	30.95
2 Fair value of plan assets	89.00	78.80	-	-
3 Funded status [Surplus/(Deficit)]	(37.59)	(30.38)	(37.34)	(30.95)
4 Unrecognized Past Service Costs	-	-	-	-
5 Net asset/(Liability) recognized in Balance Sheet	(37.59)	(30.38)	(37.34)	(30.95)

Notes forming part of the Financial Statements (Contd....)

Rs. in Million

Particulars	Gratuity		Leave Encashment		
	31.03.2017	31.03.2016	31.03.2017	31.03.2016	
(G) Components of employer expenses recognized .					
1 Current Service cost	6.46	6.32	3.21	3.46	
2 Interest cost	7.98	6.97	2.29	2.11	
3 Expected return on plan assets	(6.68)	(6.08)	-	-	
4 Curtailment cost/(credit)	-	-	-	-	
5 Settlement cost/(credit)	-	-	-	-	
6 Past Service cost	-	-	-	-	
7 Actuarial Losses/(Gains)	11.84	9.15	2.45	(1.39)	
8 Total expense recognised in the Statement of P & L	19.60	16.36	7.95	4.18	
(H) In respect of Funded Benefits with respect to gratuity and superannuation, the fair value of Plan assets represents the amounts invested through "Insurer Managed Funds"					
(I) Principal Actuarial Assumptions :					
1 Discount Rate (%)	7.30%	7.60%	7.30%	7.60%	
2 Expected Return on plan assets (%)	8.25%	8.50%	0.00	0.00	
3 Salary Escalation (%)	12.00%	12.00%	12.00%	12.00%	
4 Expected Average remaining working lives of employees (years)	10.26	10.44	10.24	10.33	
a) The Discount rate is based on the prevailing market yields of Indian Government securities as at the Balance Sheet date for the estimated terms of the obligations.					
b) Expected Rate of Return of Plan Assets : This is based on the expectation of the average long term rate of return expected on investments of the Fund during the estimated term of obligations.					
c) Salary Escalation Rate : The estimates of future salary increases considered takes into account the inflation, seniority, promotion and other relevant factors.					
	31.03.2013	31.03.2014	31.03.2015	31.03.2016	31.03.2017
(J) Experience History*					
1 Present Value of Obligation	73.14	76.47	91.70	109.18	126.59
2 Plan Assets	55.84	63.34	70.09	78.80	89.01
3 Surplus (Deficit)	(17.30)	(13.13)	(21.61)	(30.38)	(37.58)
4 Experience adjustments on plan liabilities (loss)/gain	1.01	0.97	2.76	(7.55)	(9.05)
5 Experience adjustments on plan assets (loss)/gain	0.43	0.04	(0.45)	0.08	(0.37)
Particulars	Gratuity		Leave Encashment		
	31.03.2017	31.03.2016	31.03.2017	31.03.2016	
(K) Actual return on plan assets:					
1 Expected Return on plan assets	6.68	6.08	-	-	
2 Actuarial gains and (losses)	(11.84)	(9.15)	-	-	
3 Actual return on plan assets	(5.16)	(3.07)	-	-	
(L) Contributions expected to be paid to the plan during the next financial year Rs 5 Million .					
NOTE 28 -					
Amount of borrowing costs capitalised during the year Rs. In Million - 0.38 (31st March, 2016- Rs. In Million - NIL)					

Notes forming part of the Financial Statements (Contd....)

NOTE 29 - RELATED PARTY DISCLOSURES:

A) Name of the related party and nature of relationship where control exists:

Name of Related Party	Nature of Relationship
Robert Bosch Automotive Steering GmbH Varsha Forgings Ltd. KCTR Varsha Automotive Pvt. Ltd	Foreign Collaborator : Director's interested company Joint venture company
Robert Bosch Automotive Steering Private Limited (Company has 26% stake in the company)	Joint venture company
Mr. Dinesh Munot - Chairman & Managing Director Mr. Jinendra Munot - Jt. Managing Director Mr. Utkarsh Munot - Chief Executive officer	Key Managerial Personnel

B) Related Party Transactions:

Rs. in Million

Name of Related Party	Description of Relationship	Nature of Transactions	Amount of Transactions 2016-17	Amount Outstanding at the end of year 31-03-2017		Amount of Transactions 2015-16	Amount Outstanding at the end of year 31-03-2016	
				Credit	Debit		Credit	Debit
Robert Bosch Automotive Steering GmbH	Foreign Collaborator	Purchase of Raw materials & components Dividend paid during the year	212.02	20.77		147.56 52.65	20.5	-
Other related parties: Varsha Forgings Ltd. KCTR Varsha Automotive Pvt. Ltd.	Director's Interested Company Director's Interested Company	Sale of Goods	0.17	-		0.34	-	-
Varsha Forgings Ltd. KCTR Varsha Automotive Pvt. Ltd.	Director's Interested Company Director's Interested Company	Purchase of Raw materials & components	156.78 -	25.75 -		173.93 0.01	39.34 -	
Mr. Dinesh Munot	Key Managerial Personnel	Remuneration	28.52	0.69		26.55	0.98	
Mr. Jinendra Munot	Key Managerial Personnel	Remuneration	15.85	0.50		15.96	0.59	
Mr. Utkarsh Munot	Key Managerial Personnel	Remuneration	13.48	0.50		14.22	5.55	

Notes forming part of the Financial Statements (Contd....)

NOTE 30 - EARNINGS PER SHARE

- (a) The amount used as the numerator in calculating basic and diluted earnings per share is the net profit after tax for the year disclosed in the Profit and Loss Statement.
- (b) The weighted average number of equity shares used as the denominator in calculating both basic and diluted earnings per share is 9,073,300.

NOTE 31- Details of provisions and movements in each class of provisions as required by the Accounting Standard on Provisions, Contingent Liabilities and Contingent Assets (Accounting Standard-29).

Rs. In Million

Particulars	As at 31st March, 2017	As at 31st March, 2016
	Warranty	Warranty
Carrying Amount at the beginning of the year	2.85	3.30
Additional Provision made during the year	11.27	3.66
Amounts Used during the year	5.52	4.11
Unused amounts reversed during the year	-	-
Carrying Amounts at the end of the year	8.60	2.85

Brief description of the nature of the obligation and the expected timing of any resulting outflows of economic benefits :

Warranty Provision :

Warranty cost are accrued at the time of products are sold, based on past experience. The provision is discharged over the warranty period of 24 months from the date of sale.

NOTE 32 - VALUE OF IMPORTED AND INDIGENOUS RAW MATERIALS, COMPONENTS AND PACKING MATERIAL CONSUMED

Particulars	For the year ended 31st March, 2017		For the year ended 31st March, 2016	
	Value (Rs. In Million)	Percentage (%)	Value (Rs. In Million)	Percentage (%)
Imported	169.63	7.34	158.86	6.90
Indigenous	2,140.42	92.66	2,143.81	93.10
Total	2,310.05	100.00	2,302.67	100.00

NOTE 33 - CIF VALUE OF IMPORTS

Particulars	For the year ended 31st March, 2017 Rs. In Million	For the year ended 31st March, 2016 Rs. In Million
Raw materials, Components and consumables	284.82	211.03
Capital Goods	192.95	114.63
Total	477.77	325.66

NOTE 34 - CONTINGENT LIABILITY

Particulars	As at 31st March, 2017 Rs. In Million	As at 31st March, 2016 Rs. In Million
Income Tax matters in dispute in respect of penalty matters pending before CIT (Appeal), Pune	32.63	32.63
Income Tax matters in dispute in respect of Assessment dues (A.Y.2013-14) before CIT (Appeal), Pune	4.45	4.45
Income Tax matters in dispute in respect of Assessment dues (A.Y.2014-15) before CIT (Appeal), Pune	3.25	-
Assistant commissioner of central excise differential central excise duty	1.09	-
Co-acceptance of Import bills by the bankers	33.86	13.22
Bill discounted	332.48	336.85
Bank Guarantees by the Company	24.17	19.23
Any other matter (vat/cst) Sales tax liability under dispute	3.19	3.19
Total	435.12	409.57

Notes forming part of the Financial Statements (Contd....)

NOTE 35 - COMMITMENTS

- a) Estimated amount of contracts remaining to be executed on capital account and not provided for Rs. In Million - 63.22 (31st March 2016 - Rs. In Million - 68.58).
- b) The Company has deferred payment of certain Sales tax Liability under various Package Scheme of Incentives of Government of Maharashtra. The Company is required to comply with conditions of above package Schemes of Incentives, the various Eligibility Certificates granted under such Schemes, stipulations or undertaking as per the Agreements entered into in connection with the grant of incentive under the said Schemes or on the Eligibility Certificates.

NOTE 36- DETAILS OF FOREIGN CURRENCY EXPOSURES THAT ARE NOT HEDGED BY A DERIVATIVE INSTRUMENT OR OTHERWISE : Rs. In Million

Particulars	Current Year		Previous Year	
	In FCY	In INR	In FCY	In INR
Sundry creditors USD	0.007	0.42	0.20	1.25
Sundry creditors EURO	0.51	35.05	0.28	20.78
Sundry creditors YEN	10.10	5.85	-	-
Sundry debtors USD	0.28	17.85	0.17	11.51

NOTE 37 - Interim Dividend amount paid to Shareholders Rs. 0.00 (P.Y. 12.50) per share.

NOTE 38 - Under the Micro, Small and Medium Enterprises Development Act, 2006 certain disclosure are required to be made for enterprises which are covered under the Act. Since the company is in a process of compiling relevant information from its suppliers about their coverage under the said Act, no disclosures have been made. However, in view of the management, the impact of interest, if any, that may be payable in accordance with the provisions of this Act is not expected to be material.

NOTE 39 - EARNINGS IN FOREIGN EXCHANGE

Particulars	For the year ended 31st March, 2017 Rs. in Million	For the year ended 31st March, 2016 Rs. in Million
FOB Value of exports	66.85	56.79
Total	66.85	56.79

NOTE 40 - REMITTANCES IN FOREIGN CURRENCY ON ACCOUNT OF DIVIDEND

Particulars	Paid in Current year	Paid in Previous Year
	Final	Interim
(a) Year to which dividend relates	2016-2017	2015-2016
(b) Number of non-resident shareholders to whom remittance was made	-	1
(c) Number of shares on which remittance was made (i) 23,40, 155 - for last year interim dividend	-	2,340,155
(d) Amount remitted (Rs. In Million)	-	52.65

NOTE 41 - EXPENDITURE IN FOREIGN CURRENCY

Particulars	For the year ended 31st March, 2017 Rs. In Million	For the year ended 31st March, 2016 Rs. In Million
Travelling and other expenses	12.89	10.45
Total	12.89	10.45

NOTE 42 - The Company has 26% joint venture interest in Robert Bosch Automotive Steering Private Limited, a company incorporated in India. As on March 31, 2017 the Company has further invested Rs. 143.00 Million (previous year Rs. 176.80 Million) in the share capital of this Joint Venture.

The Company's share of each of the assets, liabilities, income and expenses (each without elimination of the effect of transaction between the Company and the Joint Venture), related to its interest in the joint venture as per AS 27

Notes forming part of the Financial Statements (Contd....)

on 'Financial Reporting of interest in Joint Ventures' (Based on the audited accounts of the joint venture for the year ended March 31, 2017) are as under. Rs. in Million

Particulars	As at March 31st, 2017 Rs. In Million	As at March 31st, 2016 Rs. In Million
Assets	652.34	669.95
Liabilities	200.03	176.25
Particulars	For the year 2016-2017	For the year 2015-2016
Income	618.67	429.25
Expenditure	803.04	640.45

NOTE 43- ACTUAL PRODUCTION, OPENING STOCK, CLOSING STOCK AND SALES

Rs. in Million

Class of Goods	Opening Stock		Closing Stock		Sales	
	Qty. No.	Value in Million	Qty. No.	Value in Million	Qty. No.	Value in Million
Hydraulic Power Steering Gears including components/ spares	39	0.56	6,418	80.85	253,363 (246,647)	3,845.72 (3,731.29)
Mechanical Steering Gears including components/ spares	2	0.01	3,710	11.71	111,742 (116,245)	423.59 (432.92)
	41	0.57	10,128	92.56	365,105	4,269.31
	(117)	(0.85)	(41)	(0.57)	(362,892)	(4,164.21)

None of the company's Raw Material and Components are greater than 10 percent of total sales and consumption of raw material and hence the disclosure under Broad Heads of Materials has not given.

The above figures are inclusive of Excise duty and Education Cess.

NOTE 44 - SEGMENT REPORTING

Rs. in Million

Sr. No.	Particulars	31.03.2017	31.03.2016
1	Segment Revenue		
	a Auto Component	3,882.71	3,778.05
	b Renewable Energy	165.26	146.06
	Less: inter segment sale	71.38	51.54
	Total Income	3,976.59	3,872.57
2	Segment results		
	Profit(+) / Loss (-) before tax and interest from each segment		
	a Auto Component	501.28	532.82
	b Renewable Energy	94.67	67.49
	Total	595.95	600.31
	Less :		
	Interest	24.86	17.68
	Total profit before Tax	571.09	582.63
	Less : Tax Expenses	125.87	131.99
	Net Profit	445.22	450.64
3	Total carrying amount of segment assets		
	a Auto Component	3,684.90	3,320.58
	b Renewable Energy	333.28	387.22
	Unallocable segment	53.52	45.41
	Total segment assets	4,071.70	3,753.21

NOTE 45 - SEGMENT REPORTING (contd.)
Rs. in Million

	Particulars	31.03.2017	31.03.2016
4	Total amount of segment liabilities		
	a Auto Component	827.73	943.02
	b Renewable Energy	3.17	2.71
	c.unallocable segment	-	11.90
	Total segment liabilities	830.90	957.63
5	Capital Employed (Segment assets - Segment liabilities)		
	a Auto Component	2,857.17	2,377.56
	b Renewable Energy	330.11	384.51
	c.unallocable segment	53.52	33.51
	Total capital employed in the company	3,240.80	2,795.58
6	Capital Expenditure incurred during the year		
	a Auto component	528.52	302.25
	b Renewable Energy	-	-
7	Depreciation		
	a Auto component	226.58	184.78
	b Renewable Energy	52.35	62.58

NOTE 45- Details of CSR Expenditure : The Expenditure incurred for complying with provisions for the CSR expenditure required under section 135 of Companies Act, 2013 has been done through contribution to Prime Minister's National Relief Fund and various NGO's (Non Government Organisation).

Rs. in Million

Particulars	2016-2017	2015-2016
Gross amount required to be spent by the company during the year	10.00	8.80
Amount spent during the year on :		
* Construction/Acquisition of any asset	-	-
* On purpose other than above	10.00	8.80

NOTE 46- DISCLOSURE ON SPECIFIED BANK NOTES (SBNs)

During the year, The Company had specified bank notes or other denomination note as defined in the MCA notification G.S.R. 308 (E) dated March 31, 2017 on the details of Specified Bank Note (SBN) held and transacted during the period from November 8, 2016 to December 30, 2016, the denomination wise SBNs and other notes as per notification is given below.

(In Rupees)

Particulars	SBNs*	Other denomination notes	Total
Closing Cash in Hand as on November 8, 2016	590,500	168,328	758,828
(+) Permitted Receipts	-	-	-
(-) Permitted Payments	-	5,768	5,768
(-) Amount Deposited in Bank	590,500	-	590,500
Closing Cash in Hand as on December 30, 2016	-	162,560	162,560

For the purpose of this clause the term 'Specified Bank notes' shall have the same meaning provided in the notification of the Government of India, In the Ministry of Finance,

Department of economic Affairs number S.O.3407 (E), dated the 8th November, 2016.

NOTE 47 - Corresponding Figures of the previous year have been regrouped/ recast, wherever necessary, so as to confirm with the current year's presentation.

As per our Report of even date attached.

For and on behalf of the Board of Directors

For **MGM and Company**
Chartered Accountants
Firm Registration No. : 117963W

Mangesh Katariya
Partner
Membership No.104633

Pune
May 30, 2017

Dinesh Munot
DIN : 00049801
Utkarsh Munot
DIN : 00049903
S. A. Gundecha
DIN : 00220352

Jinendra Jain
Satish Mehta

Pune
May 30, 2017

Chairman & Managing Director

Chief Executive Officer

Director and Chairman of the Audit Committee

Chief Financial Officer

Company Secretary

Notes forming part of the Financial Statements (Contd....)

Statement pursuant for Section 129 (3) of the Companies Act, 2013 (the Act) related to Associate AOC-1

Rs. in Million

SR No.	Name of the Associate/ Joint Venture	1.Latest audited Balance sheet date	2. shares of associates/ Joint Ventures held by the Company on the year end			3.Description of how there is significant influence	4. Reason why the associate/Joint venture is not consolidated	5.Networth atributable to shareholding as per latest audited Balance sheet	6. Profit/ (Loss) for the year	
			Number	Amount of Investment in Associate/ Joint Venture	Extend of Holding %				I. Considered in Consolidation	I. Not Considered in Consolidation
1	Robert Bosch Automotive steering Private Limited	31.03.2017	119,470,000	1194.70	26%	(i)The Company's holding of 26% of total share-capital in the Associate/ Joint-Venture Company is higher than appecified under Section 2(6) of the Act, for the purpose of 'significant influence'. (ii) The Company enjoys 'Special Rights' under the Articles of Association of the Associate/ JV Company.	N.A.	452.35	(184.36)	

As per our Report of even date attached.

For MGM and Company
Chartered Accountants
Firm Registration No. : 117963W

Mangesh Katariya
Partner
Membership No.104633

Pune
May 30, 2017

For and on behalf of the Board of Directors

Dinesh Munot
DIN : 00049801

Utkarsh Munot
DIN : 00049903

S. A. Gundecha
DIN : 00220352

Jinendra Jain
Satish Mehta

Pune
May 30, 2017

Chairman & Managing Director

Chief Executive Officer

Director and Chairman of the Audit Committee

Chief Financial Officer
Company Secretary

INDEPENDENT AUDITORS' REPORT ON CONSOLIDATED FINANCIAL STATEMENTS

To,
The Members of
ZF Steering Gear (India) Ltd.

Report on the Consolidated Financial Statements

We have audited the accompanying consolidated financial statements of **ZF Steering Gear (India) limited ("the Holding Company")** and its jointly controlled entity, which comprises of the Consolidated Balance Sheet as at 31st March, 2017, the Consolidated Statement of Profit and Loss and the Consolidated Cash Flow Statement for the year then ended, and a summary of the significant accounting policies and other explanatory information (hereinafter referred to as "the Consolidated Financial Statements").

Management's Responsibility for the Consolidated Financial Statements

The Holding Company's Board of Directors is responsible for the preparation of these consolidated financial statements in terms of the requirements of the Companies Act, 2013 ("**the Act**") that give a true and fair view of the consolidated financial position, consolidated financial performance and consolidated cash flows of the Company in accordance with the accounting principles generally accepted in India, including the Accounting Standards specified under Section 133 of the Act, read with Rule 7 of the Companies (Accounts) Rules, 2014 . The respective Board of Directors of the companies included in the Group and Jointly Controlled entity are responsible for maintenance of adequate accounting records in accordance with the provisions of the Act for safeguarding the assets of the Group and for preventing and detecting frauds and other irregularities; selection and application of appropriate accounting policies; making judgments and estimates that are reasonable and prudent; and design, implementation and maintenance of adequate internal financial controls, that were operating effectively for ensuring the accuracy and completeness of the accounting records, relevant to the preparation and presentation of the financial statements that give a true and fair view and are free from material misstatement, whether due to fraud or error, which have been used for the purpose of preparation of the Consolidated financial statements by the Directors of the Holding Company, as aforesaid.

Auditor's Responsibility

Our responsibility is to express an opinion on these consolidated financial statements based on our audit.

We have taken into account the provisions of the Act, the accounting and auditing standards and matters which are

required to be included in the audit report under the provisions of the Act and the Rules made thereunder.

We conducted our audit in accordance with the Standards on Auditing specified under Section 143(10) of the Act. Those Standards require that we comply with ethical requirements and plan and perform the audit to obtain reasonable assurance about whether the consolidated financial statements are free from material misstatement. An audit involves performing procedures to obtain audit evidence about the amounts and the disclosures in the consolidated financial statements. The procedures selected depend on the auditor's judgment, including the assessment of the risks of material misstatement of the consolidated financial statements, whether due to fraud or error. In making those risk assessments, the auditor considers internal financial control relevant to the Holding Company's preparation of the consolidated financial statements that give a true and fair view in order to design audit procedures that are appropriate in the circumstances. An audit also evaluating the appropriateness of the accounting policies used and the reasonableness of the accounting estimates made by the Holding Company's Board of Directors, as well as evaluating the overall presentation of the consolidated financial statements.

We believe that the audit evidence by us and the audit evidence obtained by the other auditors referred to in the 'Other Matters' paragraph below, is sufficient and appropriate to provide a basis for our audit opinion on the consolidated financial statements.

Opinion

In our opinion and to the best of our information and according to the explanations given to us, the aforesaid consolidated financial statements give the information required by the Act in the manner so required and give a true and fair view in conformity with the accounting principles generally accepted in India of the consolidated state of affairs of the Group and its Jointly controlled entity as at 31st March, 2017; and their consolidated profits and their consolidated Cash Flows for the year ended on that date.

Other Matters

We did not audit the financial statements of the jointly controlled entity, whose financial statements reflect total assets of Rs. 652.36 millions as at 31st March 2017, total revenues of Rs. 618.67 millions and net cash flows amounting to Rs. (109.17) millions for the year ended on that date, as considered in the consolidated financial statements. These financial statements have been audited by other auditor whose reports have been furnished to us by the Management and our opinion on the consolidated financial statements, in so far as it relates to the amounts and disclosures included in respect of this jointly controlled entity and our report in terms of sub-sections (3) and (11) of Section 143 of the Act, insofar as it relates to the aforesaid jointly controlled entity, is based solely on the reports of the other auditor.

Our opinion on the consolidated financial statements, and our report on Other Legal and Regulatory Requirements below, is not modified in respect of the above matters with respect to our reliance on the work done and the reports of other auditors.

Report on Other Legal and Regulatory Requirements

1. As required by Section 143(3) of the Act, we report that:

- a) We have sought and obtained all the information and explanations which to the best of our knowledge and belief were necessary for the purposes of our audit of the aforesaid consolidated financial statements.
- b) In our opinion, proper books of account as required by law relating to the preparation of the consolidated financial statements, have been kept by the Company so far as it appears from our examination of those books and the reports of the other auditor.
- c) The Consolidated Balance Sheet, the Consolidated Statement of Profit and Loss, and the Consolidated Cash Flow Statement dealt with by this Report are in agreement with the relevant books of account maintained for the purpose of preparation of the consolidated financial statements.
- d) In our opinion, the aforesaid consolidated financial statements comply with the Accounting Standards specified under Section 133 of the Act, read with Rule 7 of the Companies (Accounts) Rules, 2014.
- e) On the basis of the written representations received from the directors of the company as on March 31, 2016 taken on record by the Board of Directors of the company and the reports of the statutory auditor of its jointly controlled entity, none of the directors is disqualified as on March 31, 2016 from being appointed as a director in terms of Section 164 (2) of the Act.
- f) With respect to the adequacy of the internal financial controls over financial reporting and the operating effectiveness of such controls, refer to our separate report in "Annexure A"; which is based on the Auditors' Report of the company and its Jointly Controlled Entity.
- g) With respect to the other matters to be included in the Auditor's Report in accordance with Rule 11 of the Companies (Audit and Auditors) Rules, 2014, in our opinion and to the best of our information and according to the explanations given to us:
 - i) The Company has disclosed the impact of pending litigations on its consolidated financial position in the aforesaid consolidated financial statements. – Refer Note 34 to the consolidated financial statements;

- ii) The Company did not have any long-term contracts including derivative contracts for which there were any material foreseeable losses.
- iii) There has been no delay in transferring amounts, required to be transferred, to the Investor Education and Protection Fund by the Holding Company.
- iv) the Company has provided requisite disclosures in its consolidated financial statements as to holdings as well as dealings in Specified Bank Notes during the period from 8 November, 2016 to 30 December, 2016 and these are in accordance with the books of accounts maintained by the Company. Refer Note 42 to the consolidated financial statements.

**For MGM and Company
Chartered Accountants
Firm Registration No. 117963W**

**Pune
May 30, 2017**

**Mangesh Katariya
Partner
Membership No. 104633**

"ANNEXURE A" REFERRED TO IN PARAGRAPH 2(f) UNDER THE HEADING "REPORT ON OTHER LEGAL AND REGULATORY REQUIREMENTS" OF OUR REPORT OF EVEN DATE TO THE MEMBERS OF ZF STEERING GEAR (INDIA) LTD.

Report on the Internal Financial Controls under Clause (i) of Sub-section 3 of Section 143 of the Companies Act, 2013 ("the Act")

In conjunction with our audit of the consolidated financial statements of the Company for the year ended on 31st March, 2017, we have audited the internal financial controls over financial reporting of ZF Steering Gear (India) Ltd. ("the Holding Company") and its jointly controlled entity, which are incorporated in India, as on that date.

Management's Responsibility for Internal Financial Controls

The respective Board of Directors of the Holding Company and its jointly controlled companies, which are incorporated in India, are responsible for establishing and maintaining internal financial controls based on the internal control over financial reporting criteria established by the Company considering the essential components of internal control stated in the Guidance Note on Audit of Internal Financial Controls over Financial

Reporting issued by the Institute of Chartered Accountants of India ('ICAI'). These responsibilities include the design, implementation and maintenance of adequate internal financial controls that were operating effectively for ensuring the orderly and efficient conduct of its business, including adherence to company's policies, the safeguarding of its assets, the prevention and detection of frauds and errors, the accuracy and completeness of the accounting records, and the timely preparation of reliable financial information, as required under the Companies Act, 2013.

Auditors' Responsibility

Our responsibility is to express an opinion on the Company's internal financial controls over financial reporting based on our audit. We conducted our audit in accordance with the Guidance Note on Audit of Internal Financial Controls over Financial Reporting (the "Guidance Note") and the Standards on Auditing, issued by ICAI and deemed to be prescribed under section 143(10) of the Companies Act, 2013, to the extent applicable to an audit of internal financial controls, both applicable to an audit of Internal Financial Controls and, both issued by the Institute of Chartered Accountants of India. Those Standards and the Guidance Note require that we comply with ethical requirements and plan and perform the audit to obtain reasonable assurance about whether adequate internal financial controls over financial reporting was established and maintained and if such controls operated effectively in all material respects. Our audit involves performing procedures to obtain audit evidence about the adequacy of the internal financial controls system over financial reporting and their operating effectiveness. Our audit of internal financial controls over financial reporting included obtaining an understanding of internal financial controls over financial reporting, assessing the risk that a material weakness exists, and testing and evaluating the design and operating effectiveness of internal control based on the assessed risk. The procedures selected depend on the auditor's judgment, including the assessment of the risks of material misstatement of the financial statements, whether due to fraud or error.

We believe that the audit evidence we have obtained and the audit evidence obtained by the other auditors of its Jointly Controlled entity, in terms of their reports referred to in the Other Matter paragraph below, is sufficient and appropriate to provide a basis for our audit opinion on the Company's internal financial controls system over financial reporting.

Meaning of Internal Financial Controls over Financial Reporting

A company's internal financial control over financial reporting is a process designed to provide reasonable assurance regarding the reliability of financial reporting and the preparation of financial statements for external purposes in accordance with generally accepted accounting principles. A company's internal financial control over financial reporting includes those policies and procedures that (1) pertain to the maintenance of records

that, in reasonable detail, accurately and fairly reflect the transactions and dispositions of the assets of the company; (2) provide reasonable assurance that transactions are recorded as necessary to permit preparation of financial statements in accordance with generally accepted accounting principles, and that receipts and expenditures of the company are being made only in accordance with authorisations of management and directors of the company; and (3) provide reasonable assurance regarding prevention or timely detection of unauthorised acquisition, use, or disposition of the company's assets that could have a material effect on the financial statements.

Inherent Limitations of Internal Financial Controls over Financial Reporting

Because of the inherent limitations of internal financial controls over financial reporting, including the possibility of collusion or improper management override of controls, material misstatements due to error or fraud may occur and not be detected. Also, projections of any evaluation of the internal financial controls over financial reporting to future periods are subject to the risk that the internal financial control over financial reporting may become inadequate because of changes in conditions, or that the degree of compliance with the policies or procedures may deteriorate.

Opinion

In our opinion to the best of our information and according to the explanation given to us, the Holding Company and its Jointly Controlled entity, in all material respects, an adequate internal financial controls system over financial reporting and such internal financial controls over financial reporting were operating effectively as at 31st March 2017, based on the internal control over financial reporting criteria established by the Company and its Jointly Controlled entity considering the essential components of internal control stated in the Guidance Note on Audit of Internal Financial Controls Over Financial Reporting issued by the Institute of Chartered Accountants of India.

Other Matters

Our aforesaid reports under Section 143(3)(i) of the Act on the adequacy and operating effectiveness of the internal financial controls over financial reporting insofar as it relates to jointly controlled company, is based on the corresponding report of the auditor of the Jointly Controlled entity.

**For MGM and Company
Chartered Accountants
Firm Registration No. 117963W**

**Pune
May 30, 2017**

**Mangesh Katariya
Partner
Membership No. 104633**

Consolidated Balance Sheet as at 31st March, 2017

Rupees in Million

	Particulars	Note No.	As at 31st March, 2017	As at 31st March, 2016
(I)	EQUITY AND LIABILITIES			
(1)	Shareholders' Funds			
	(a) Share Capital	1	90.73	90.73
	(b) Reserves and Surplus	2	2,407.72	2,146.86
			2,498.45	2,237.59
(2)	Non-Current Liabilities			
	(a) Long-term borrowings	3	157.65	79.41
	(b) Deferred tax liabilities (Net)	4	14.36	27.18
	(c) Long term provisions	5	30.24	25.14
			202.25	131.73
(3)	Current Liabilities			
	(a) Short-term borrowings	6	2.97	246.13
	(b) Trade payables	7	541.60	525.55
	(c) Other current liabilities	8	223.45	173.85
	(d) Short-term provisions	9	60.64	56.63
			828.66	1,002.16
	Total		3,529.36	3,371.48
(II)	ASSETS			
(1)	Non-current assets			
	(a) Fixed assets	10		
	(i) Tangible assets		1,526.80	1,263.35
	(ii) Intangible assets		34.90	44.66
	(iii) Capital work-in-progress		9.25	72.48
			1,570.95	1,380.49
	(b) Non-current investments	11	543.92	594.14
	(c) Long term loans and advances	12	170.66	202.31
			714.58	796.45
(2)	Current assets			
	(a) Inventories	13	445.90	294.02
	(b) Trade receivables	14	466.20	653.08
	(c) Cash and Cash Equivalents	15	109.93	71.73
	(d) Short-term loans and advances	16	114.04	111.83
	(e) Other current assets	17	107.76	63.88
			1,243.83	1,194.54
	Total		3,529.36	3,371.48

SEE ACCOMPANYING NOTES TO ABRIDGED CONSOLIDATED FINANCIAL STATEMENTS

As per our Report of even date attached.

For **MGM and Company**
Chartered Accountants
Firm Registration No. : 117963W

Mangesh Katariya
Partner
Membership No.104633

Pune
May 30, 2017

For and on behalf of the Board of Directors

Dinesh Munot
DIN : 00049801

Utkarsh Munot
DIN : 00049903

S. A. Gundecha
DIN : 00220352

Jinendra Jain
Satish Mehta

Pune
May 30, 2017

Chairman & Managing Director

Chief Executive Officer

Director and Chairman of the Audit Committee

Chief Financial Officer

Company Secretary

Consolidated Statement of Profit and Loss for the year ended 31st March, 2017

Rupees in Million

	Particulars	Note No.	For the year ended 31st March, 2017	For the year ended 31st March, 2016
I.	Revenue from operations- Gross		5,070.16	4754.05
	Less: Excise Duty		556.10	514.26
	Revenue from operations- Net	18	4,514.06	4,239.79
II.	Other Income	19	81.21	62.03
III.	Total Revenue (I +II)		4,595.27	4,301.82
IV.	Expenses:			
	Cost of raw materials and components consumed (including purchase of traded goods)	20	3,003.85	2,739.96
	Changes in inventories of finished goods and work-in-progress	21	(124.10)	11.80
	Employee benefit expense	22	506.36	466.42
	Other expenses	24	414.74	381.51
	Total (IV)		3,800.85	3,599.69
V.	Profit before Interest, tax, depreciation and amortization and exceptional item (EBITDA) (III - IV)		794.42	702.13
	Finance costs	23	24.86	17.68
	Depreciation and amortization expense	10	334.99	305.87
	Profit before exceptional items and tax (V - VI-VII)		434.57	378.58
	Exceptional Items		47.84	-
	Profit before tax (VIII-IX)		386.73	378.58
X.	Tax expense:			
	(1) Current tax		138.69	162.30
	(2) Deferred tax		(12.82)	(38.12)
	(3) Taxation of earlier year(s)		-	(0.69)
	(4) Defferal sales tax loan of earlier year(s)		-	1.36
			125.87	124.85
XI.	Profit(Loss) for the period (IX-X)		260.86	253.73
XII.	Earning per equity share (Face Value per share Rs. 10):			
	(1) Basic		28.75	27.97
	(2) Diluted		28.75	27.97

SEE ACCOMPANYING NOTES TO ABRIDGED CONSOLIDATED FINANCIAL STATEMENTS

As per our Report of even date attached.

For **MGM and Company**
Chartered Accountants
Firm Registration No. : 117963W

Mangesh Katariya
Partner
Membership No.104633

Pune
May 30, 2017

For and on behalf of the Board of Directors

Dinesh Munot
DIN : 00049801

Chairman & Managing Director

Utkarsh Munot
DIN : 00049903

Chief Executive Officer

S. A. Gundecha
DIN : 00220352

Director and Chairman of the Audit Committee

Jinendra Jain
Satish Mehta

Chief Financial Officer
Company Secretary

Pune
May 30, 2017

Consolidated Cash Flow Statement for the year ended 31st March, 2017

Rupees in Million

		Year ended 31st March, 2017	Year ended 31st March, 2016
A	CASH FLOW FROM OPERATING ACTIVITIES		
	Profit/(Loss) before tax:	434.57	378.58
	Adjustment for:		
	Depreciation/Amortisation	334.99	305.87
	Finance Costs	24.86	17.68
	(Profit)/ Loss on sale of fixed assets	0.64	0.59
	(Profit)/ Loss on sale of investments	(40.83)	(21.78)
	Interest income	(4.04)	(4.09)
	Dividend Income	(8.61)	(13.29)
	Provisional/(reversal) for doubtful debts	0.37	(0.13)
	Operating profit before Working Capital changes	741.95	663.43
	Adjustments for changes in Working capital		
	Long term Loans and advances)	(22.08)	(41.97)
	Other non-current assets	-	-
	Inventories	(151.89)	35.21
	Trade Receivables	197.16	(62.11)
	Short term Loans and advances	(12.90)	(1.08)
	Other current assets	(43.87)	(27.45)
	Long term Provisions	5.10	3.94
Trade Payables	16.04	60.86	
Other current liabilities	53.93	9.46	
Short term Provisions	15.92	11.42	
Preliminary and other deferred expenditure incurred	-	8.09	
Cash generated from operations	799.36	659.80	
Income taxes paid	(158.70)	(150.43)	
Net Cash from Operating activities	640.66	509.37	
B	CASH FLOW FROM INVESTING ACTIVITIES		
	Exceptional items	(47.84)	-
	Fixed Assets:		
	Purchase	(471.57)	(377.44)
	Sale	3.82	1.88
	Investments:		
	Purchase	(75.94)	(137.82)
	Sale	166.45	63.48
	Interest received	4.04	6.54
	Dividend received	8.61	10.84
Capital work in progress including advances	-	-	
Net Cash from/used in investing activities	(364.59)	(432.52)	
C	CASH FLOW FROM FINANCING ACTIVITIES		
	Proceeds from issuance of share capital	-	-
	Proceeds from Long term borrowings	101.29	-
	Sales Tax deferral	(23.05)	(22.95)
	Proceeds from Short term borrowings	(243.16)	144.87
	Interest paid	(24.86)	(17.68)
	Dividend paid	(0.25)	(244.73)
Net Cash from/used in financing activities	(190.03)	(140.49)	
D	NET INCREASE / (DECREASE) IN CASH AND CASH EQUIVALENTS	38.20	(63.64)
	Cash and Cash Equivalents (Opening balance)	71.73	135.37
	Cash and Cash Equivalents (Closing balance)	109.93	71.73

SEE ACCOMPANYING NOTES TO ABRIDGED CONSOLIDATED FINANCIAL STATEMENTS

As per our Report of even date attached.

For **MGM and Company**
Chartered Accountants
Firm Registration No. : 117963W

Mangesh Katariya
Partner
Membership No.104633

Pune
May 30, 2017

For and on behalf of the **Board of Directors**

Dinesh Munot
DIN : 00049801

Utkarsh Munot
DIN : 00049903

S. A. Gundecha
DIN : 00220352

Jinendra Jain
Satish Mehta

Pune
May 30, 2017

Chairman & Managing Director

Chief Executive Officer

Director and Chairman of the Audit Committee

Chief Financial Officer
Company Secretary

Notes to Consolidated Financial Statements (Contd....)

NOTE 25 - STATEMENT OF SIGNIFICANT ACCOUNTING POLICIES TO THE CONSOLIDATED FINANCIAL STATEMENTS

A) Corporate Information :-

ZF Steering Gear India Limited ("the Company") is a listed company domiciled in India and was incorporated on January 21, 1981 under the provision of the Companies Act, 1956. The company is primarily engaged in the business of production & assembling of steering systems for vehicles, buses and tractors. The company has plant at Vadu Budruk, Near Pune for production and assembling of steering systems and accessories.

B) Principles of Consolidation :-

The financial statements of ZF Steering Gear India Limited and its jointly controlled entity have been consolidated on a line by line basis by adding together like items of assets, liabilities, incomes and expenses, on a proportionate basis to the extent of the Company's equity interest in such entity as per AS 27-Financial Reporting of Interest in Jointly Controlled Entities (AS 27). The intra-group balances, intra-group transactions and unrealised profits or losses have been eliminated to the extent of the Group's share in the entity.

The financial statements of ZF Steering Gear India Limited and its joint venture have been consolidated using uniform accounting policies to extent possible for like transactions and other events in similar circumstances

C) Basis for preparation of financial statements:

The Consolidated Financial Statements comprise the financial statements of ZF Steering Gear India Limited ('ZF' or the Company') and its Joint Venture (the Company, and its Joint Venture constitute "the Group"). The consolidated financial statements have been prepared in accordance with the Generally Accepted Accounting Principles in India on accrual

basis under the historical cost convention. These financial statements have been preparing accordance with the Accounting Standards specified under Section 133 of the Companies Act, 2013 read with Rule 7 of the Companies (Accounts) Rules, 2014. The accounting policies adopted in the preparation of the financial statements are consistent with those followed in the previous year.

The financial statements of the Joint Venture used in the consolidation are drawn up to the same reporting date as that of ZF Steering Gear India Limited.

D) Fixed Assets and Depreciation :

(i) Fixed Assets :

Fixed Assets are stated at cost (net of Cenvat and sales tax credit) of acquisition or construction or at manufacturing cost in case of Company manufactured assets, less accumulated depreciation (except on free hold land). The cost includes freight, duties, taxes, and incidental expenses related to acquisition, installation, erection and commissioning.

(ii) Depreciation:

Depreciation has been provided on the Written Down Value (W.D.V.) as per the useful life prescribed in Schedule II to the Companies Act, 2013 except in respect of

- a) Plant & machinery (other than machinery spares) depreciated over the useful life 1 to 15 years, wherein, the life of the said assets has been assessed based on internal technical evaluations, taking in to the nature of the asset, the estimated usage of the asset, the operating condition of the asset, past history of replacement, anticipated technological changes, manufacturers warranties and maintenance support, etc. Tangible assets residual value is kept at 5%, of fixed asset.
- b) ERP software & and machinery spares which are written off in 1 to 4 years from the date of capitalisation.

Notes to Consolidated Financial Statements (Contd....)

- c) Leasehold land 's value is written off on the basis of the tenure of the Lease.

Depreciation is provided on pro-rata basis on additions / deductions during the year.

E) Investments :

Long term Investments are stated at cost. Provision is made to recognise any diminution in the value, other than temporary, in the carrying amount of any long term investments.

Current Investments are carried at lower of cost and market value determined on an individual investment basis. Investment in Immovable Property Immovable Properties that are not intended to be occupied substantially for self use by or in the operations of the Company, have been classified as investment Properties. Investment properties are carried at cost less accumulated depreciation.

F) Lease :

Lease arrangements where the risks and rewards incidental to ownership of an asset subsequently vest with the lessor are recognised as operating leases. Lease rentals under operating are recognised in the statement Profit and loss account.

G) Inventories :

Inventories are valued at the lower of cost (Value of cost is computed on a weighted average basis) and estimated net realisable value. Finished goods and work-in-progress include costs of conversion and other costs incurred in bringing the inventories to their present location and condition. Excise duty is included in the value of finished goods inventory. Goods-in-transit are stated at actual cost incurred up to the date of balance sheet.

Scrap is valued at net realisable value.

H) Revenue Recognition

Sale of Products

Sale of goods is recognised when the significant risks and rewards of ownership of goods have passed on

to the customers, as per the terms of contract. Gross Sales include excise duty but excludes sales tax and are net of trade discounts.

Income from services

Revenue from engineering services comprises income from time and material contracts. Revenue from time and material basis is recognised as the services are rendered.

I) Employees Retirement Benefits :

Defined Contribution plans: The Company makes specified monthly contributions towards employee provident fund. Defined benefit plans: The Company's gratuity and leave encashment are defined benefit plans. The present value of the obligation under such defined benefit plans is determined based on actuarial valuation using the projected unit credit method, which recognises each period of service as giving rise to additional unit of employee benefit entitlement and measures each unit separately to build up the final obligation.

The obligation is measured at the present value of the estimated future cash flows. The discount rates used for determining the present value of the obligation under defined benefit plans, are based on the market yields on Government Securities as at the Balance Sheet date Actuarial gains and losses are recognised immediately in the Profit and Loss Account. Short term employee benefits are recognized as an expense at the un discounted amount in the Profit and Loss Account in the year in which they relate.

J) Foreign Currency Transactions :

Transactions in foreign currency are accounted at exchange rates prevailing at the time of the transaction. All exchange gains / losses arising out of such transactions are taken to Profit and Loss account. Foreign currency monetary assets and liabilities are translated at the exchange rates prevailing on the last working day of the accounting year. Non monetary items which are carried in terms of historical cost denominated in a foreign currency are reported using the exchange rate at the date of the transaction.

Notes to Consolidated Financial Statements (Contd....)

K) Taxation :

Provision is made for income tax liability which may arise on the results for the year at the current rate of tax in accordance with the Income-tax Act, 1961. The deferred tax for timing differences between the book profit and tax profits for the year is accounted for using the tax rates enacted as of the Balance Sheet date. Deferred tax assets arising from temporary timing differences are recognised to the extent there is reasonable certainty that the assets can be realised in future.

L) Segment Reporting

a) Identification of Segments

The Company's operating business are organised and managed separately according to the nature of activity, with each segment representing a strategic business unit that offers different activity.

b) Unallocated items

Corporate assets and liabilities, income and expenses which relate to the Company as a whole and are not allocable to segments, have been included under unallocated items.

M) Impairment of Assets :

At each Balance Sheet date, the Company assesses whether there is any indication that an asset may be impaired. If any such indication exists, the Company estimates the recoverable amount. If the carrying amount of the assets exceeds its recoverable amount, an impairment loss is recognised in the Profit and Loss Account to the extent the carrying amount exceeds recoverable amount. During the year there was no impairment of assets.

N) Provisions and Contingent Liabilities

- a) Provisions in respect of present obligation arising out of past events are made in the accounts when reliable estimates can be made about the amount of obligation.
- b) Contingent Liabilities are disclosed when there is a possible obligation that may, but probably will not, require an outflow of resources.

O) Earnings per Share

Basic and diluted earnings per share is computed by dividing the net profit attributable to equity shareholders for the year, by the weighted average number of equity shares outstanding during the year.

P) Warranty

The estimated liability for product warranties is recorded when products are sold. These estimates are established using historical information on the nature, frequency and average cost of warranty claims and management estimates regarding possible future incidence based on corrective actions on product failures.

Q) Government grants and subsidies

Grants and subsidies from the government are recognized when there is reasonable assurance that [i] the Company will comply with the conditions attached to them, and [ii] the grant / subsidy will be received. When the grant or subsidy relates to revenue, it is recognized as income on a systematic basis in the Statement of Profit and Loss over the periods necessary to match them with the related costs, which they are intended to compensate. Where the grant relates to an asset, it is recognized as deferred income and is allocated to Statement of Profit and Loss over the periods and in the proportions in which depreciation on those assets is charged.

Notes to Consolidated Financial Statements

Rupees in Million

	As at 31st March, 2017		As at 31st March, 2016	
NOTE 1 - SHARE CAPITAL				
Authorised:				
10,000,000 (Previous period 10,000,000) equity shares of Rs. 10 each.	100.00		100.00	
	100.00		100.00	
Issued, Subscribed and Paid up:				
9,073,300 (Previous period 9,073,300) equity shares of Rs. 10 each.	90.73		90.73	
	90.73		90.73	
Reconciliation of the no. of shares outstanding at the beginning and at the end of the year:	As at 31st March, 2017 No of shares	As at 31st March, 2017 Rs. In Million	As at 31st March, 2016 No of shares	As at 31st March, 2016 Rs. In Million
No of shares outstanding at the beginning of the year				
- Equity shares	9,073,300	90.73	9,073,300	90.73
Add: Additional shares issued during the year				
- Equity shares	-	-	-	-
Less: Shares forfeited / Bought back during the year				
- Equity shares	-	-	-	-
No of shares outstanding at the end of the year				
- Equity shares	9,073,300	90.73	9,073,300	90.73
Notes:				
i) Number of shares held by each shareholder holding more than 5% shares in the company are as follows:				
Particulars	as at 31st March, 2017		as at 31st March, 2016	
	No. of shares	% holding	No. of shares	% holding
Equity Shares:				
Robert Bosch Automotive Steering GmbH	2,340,155	25.79	2,340,155	25.79
Mr. Utkarsh Munot	1,191,494	13.13	1,191,494	13.13
Mr. Dinesh Munot	949,290	10.46	949,290	10.46
ii) Terms / Rights attached to Equity Shares				
The Company has only one class of equity shares having a par value of Rs. 10/- per share. Each holder of equity shares is entitled to one vote per share The Company declares and pays dividend in Indian Rupee. The dividend recommended by the Board of Directors is subject to approval of the members at the ensuing Annual General Meeting.				
During the Year ended on 31st March, 2017, the amount of per share dividend declared as distribution to equity shareholders is Rs. 8 (P.Y. 12.50).				
In the event of liquidation of the Company, the holders of each equity share will be entitled to receive remaining assets of the Company, after distribution of all preferential amounts.				
The distribution will be in proportion to the number of equity shares held by shareholders.				
NOTE 2 - RESERVES AND SURPLUS				
Capital Reserve:				
As per last Balance Sheet	3.50		3.50	
Additions during the year	3.50		3.50	
Securities Premium Account:	23.23		23.23	
As per last Balance Sheet	23.23		23.23	
Additions on shares issued during the year	23.23		23.23	
General Reserve:	2,350.00		2,350.00	
As per last Balance Sheet	2,350.00		2,350.00	
Add: Deferred Tax - On depreciation of earlier year's	2,350.00		2,350.00	
Add: Transfer from Profit & Loss Account	2,350.00		2,350.00	

Notes to Consolidated Financial Statements (Contd....)

Rs. in Million

	As at 31st March, 2017	As at 31st March, 2016
Surplus i.e. Balance in Profit and Loss statement		
As per last Balance Sheet	(229.87)	(347.09)
Add: Profit/(Loss) for the year	260.86	253.73
Less: Appropriations		
Transfer to reserves	-	-
Interim dividend	-	113.42
Tax on Interim / Proposed Dividend	-	23.09
	30.99	(229.87)
Total	2,407.72	2,146.86

	As at 31st March, 2017	As at 31st March, 2016
Loans and Advances from other than related parties:		
Term Loans (Note No. 3a)	101.29	-
Deferred payment liabilities Unsecured (Note No.3b) (Sales Tax Deferral under Package Schemes of Incentives)	56.36	79.41
	157.65	79.41
Total	157.65	79.41

NOTE 3a :

S.No.	Particulars	Rate of Interest	0- 1 year	More than one year
	HDFC Bank Ltd (secured by way of sole charge on the new plant & machinery being purchased)	9.15	32.50	101.29

NOTE 3b :

Repayment Schedule

Year	Package Scheme of incentives 1993 (I) EC-4206	Additional Incentives under Package Scheme 1988/ EC-1499	Incentive under 1998 Power Generation Policy (0.70 MW)	Incentive under 1998 Power Generation Policy (1.00 MW)	Total Amount (Rs.)
2017-18	8.90	-	5.82	8.33	23.05
2018-19	6.50	1.07	5.71	8.33	21.61
2019-20	2.62	1.07	4.54	6.67	14.90
2020-21	-	1.07	3.38	5.00	9.45
2021-22	-	1.07	2.21	3.33	6.61
2022-23	-	1.07	1.05	1.67	3.79
	18.02	5.35	22.71	33.33	79.41

Notes to Consolidated Financial Statements (Contd....)

Part I of 1988/ Package Scheme of Incentives -	<p>Sales Tax incentive scheme of Govt. of Maharashtra, by way of deferment of Sales Tax liability, for expansion carried out by the Company, being eligible unit under the scheme, implemented then through SICOM (The State Industrial and Investment Corporation Of Maharashtra Limited)</p> <p>Additional Incentives Scheme of Govt. of Maharashtra, by way of deferment of Sales Tax liability, as per Govt. Circular No. IDL-1005/(C.R.354)/ IND-8 Dated 06.11.2006.</p> <p>Sales Tax incentive scheme of Govt. of Maharashtra, by way of deferment of Sales Tax liability, for achieving required Power Load Factor (PLF) for the Company's Wind Farm project, implemented through MEDA (Maharashtra Energy Development Agency)</p>
Part I of 1993/ Package Scheme of Incentives -	
Additional Incentives under Package Scheme 1988	
1998 Power Generation promotion policy-	

		Rupees in Million	
		As at 31st March, 2017	As at 31st March, 2016
NOTE 4 - DEFERRED TAX LIABILITY			
(i) Break up of deferred tax liability as at year end :			
Nature of timing difference			
Provision for Depreciation		44.59	61.74
		44.59	61.74
(ii) Break up of deferred tax asset as at year end:			
Provision for Employee Benefits		30.23	34.56
		30.23	34.56
(iii) Deferred tax (asset)/liability net:	(i-ii)	14.36	27.18
NOTE 5 - LONG- TERM PROVISIONS			
Provision for Employee Benefits		26.77	22.31
Provision for warranties		3.47	2.83
		30.24	25.14
NOTE 6 - SHORT TERM BORROWINGS			
Loans and Advances from other than related parties:			
Loans repayable on demand (Secured)			
- Cash Credit Facilities		2.97	9.67
(Above facilities from banks are Secured by Hypothecation of Stocks and Book Debts and Second Charge on Plant and Machinery at Factory)			
- Overdraft Facilities		-	236.46
Against pledge of certain Financial Investments of the Company (Refer Note No : 11)			
		2.97	246.13
NOTE 7 - TRADE PAYABLES			
Trade payables		541.60	525.55
		541.60	525.55
NOTE 8 - OTHER CURRENT LIABILITIES			
Current maturities of long-term debt			
Unclaimed dividends		55.55	22.95
Other payables		5.95	6.20
(i) Payable for capital goods		49.94	54.01
(ii) Advance from customers		18.64	13.29
(iii) Statutory obligations		87.47	77.40
(iv) Interest payable on overdraft facilities		0.46	-
(v) Others (Includes Royalty & trademark , salary)		5.44	-
		223.45	173.85
NOTE 9 - SHORT-TERM PROVISIONS			
Provision for Employee Benefits		48.57	39.05
Provision-Others:			
Provision for Warranty		12.07	5.68
Proposed Dividend		-	-
Tax on proposed dividend		-	-
Other Provisions		-	11.90
(Including provision for Taxation net of Advance Tax Payments)		60.64	56.63

NOTE 10 - FIXED ASSETS FOR THE FINANCIAL YEAR 2016-17

Rupees in Million

	Gross Block at Cost					Depreciation / Amortization / Impairment					Net Block	
	As at 1st April 2016	Additions during the year	Disposals during the year/ written back	* Other Adjustments	As at 31st March, 2017	As at 1st April, 2016	For the year	On Disposals/ written back	* Other Adjustments	Upto 31st March, 2017	As at 31st March, 2017	
(I) TANGIBLE ASSETS												
Land	3.30	-	-	-	3.30	-	-	-	-	-	3.30	
Leasehold Land	81.81	44.79	-	-	126.60	13.98	4.48	-	-	18.46	108.14	
Buildings	154.54	27.55	-	-	182.09	84.26	7.28	-	-	91.54	90.55	
Plant & Equipment	1,936.97	464.50	34.72	-	2,366.75	1,197.93	225.01	32.93	-	1,390.01	976.74	
Plant & Equipment (R & D)	45.66	-	0.41	-	45.25	33.84	3.39	0.39	-	36.84	8.41	
Furniture & Fixtures	47.90	0.46	0.07	-	48.29	30.48	4.86	0.06	-	35.28	13.01	
Vehicles	95.50	29.96	29.24	-	96.22	63.53	12.07	26.61	-	48.99	47.23	
Office Equipment	41.53	8.42	0.13	-	49.82	32.50	6.19	0.12	-	38.57	11.25	
Electrical Installation	38.73	10.07	-	-	48.80	20.93	5.15	-	-	26.08	22.72	
ETP/STP Plant	5.40	-	-	-	5.40	3.54	0.63	-	-	4.17	1.23	
Wind Mills	321.76	-	-	-	321.76	264.27	4.75	-	-	269.02	52.74	
Solar Power Plant	491.98	-	-	-	491.98	256.47	44.03	-	-	300.50	191.48	
Total	3,265.08	585.75	64.57	-	3,786.26	2,001.73	317.84	60.11	-	2,259.46	1,526.80	
(II) INTANGIBLE ASSETS												
Computer Software	48.00	6.83	-	-	54.83	28.19	10.48	-	-	38.67	16.16	
Technical know how fees	37.46	-	-	-	37.46	13.04	6.11	-	-	19.15	18.31	
Patent	0.44	-	-	-	0.44	0.01	-	-	-	0.01	0.43	
Total	85.90	6.83	-	-	92.73	41.24	16.59	-	-	57.83	34.90	
TOTAL(I)+(II)	3,350.98	592.58	64.57	-	3,878.99	2,042.97	334.43	60.11	-	2,317.29	1,561.70	
CAPITAL WORK IN PROGRESS												
INTANGIBLE ASSETS UNDER DEVELOPMENT												
											9.25	

NOTE 10 - FIXED ASSETS (consolidated) 2015-16

Rupees in Million

	Gross Block at Cost				Depreciation / Amortization / Impairment				Net Block	
	As at 1st April 2015	Additions during the year	Disposals during the year/ written back	* Other Adjustments	As at 31st March, 2016	For the year	On Disposals/ written back	* Other Adjustments	Upto 31st March, 2016	As at 31st March, 2016
(I) TANGIBLE ASSETS										
Land	3.30	-	-	-	3.30	-	-	-	-	3.30
Leasehold Land	81.45	0.36	-	-	81.81	3.25	-	-	13.98	67.83
Buildings	153.38	1.21	0.05	-	154.54	6.50	-	-	84.26	70.28
Plant & Equipment	1,687.21	280.93	31.17	-	1,936.97	187.41	29.61	-	1,197.93	739.04
Plant & Equipment (R & D)	37.35	8.31	-	-	45.66	2.28	-	-	33.84	11.82
Furniture & Fixtures	47.08	0.82	-	-	47.90	6.57	-	-	30.48	17.42
Vehicles	82.26	18.73	5.49	-	95.50	10.55	4.64	-	63.53	31.97
Office Equipment	36.29	5.58	0.34	-	41.53	6.23	0.32	-	32.50	9.03
Electrical Installation	35.50	3.23	-	-	38.73	5.54	-	-	20.93	17.80
ETP /STP Plant	5.40	-	-	-	5.40	0.95	-	-	3.54	1.86
Wind Mills	321.76	-	-	-	321.76	5.22	-	-	264.27	57.49
Solar Power Plant	491.98	-	-	-	491.98	54.15	-	-	256.47	235.51
Total	2,982.96	319.17	37.05	-	3,265.08	288.65	34.57	-	2,001.73	1,263.35
(II) INTANGIBLE ASSETS										
Computer Software	35.35	12.65	-	-	48.00	10.56	-	-	28.19	19.81
Technical know how fees	37.46	-	-	-	37.46	6.10	-	-	13.04	24.42
Patent	-	0.44	-	-	0.44	0.01	-	-	0.01	0.43
Total	72.81	13.09	-	-	85.90	16.67	-	-	41.24	44.66
TOTAL (I)+(II)	3,055.77	332.26	37.05	-	3,350.98	305.32	34.57	-	2,042.97	1,308.01
CAPITAL WORK IN PROGRESS										
INTANGIBLE ASSETS UNDER DEVELOPMENT										72.48

Notes to Consolidated Financial Statements (Contd....)

Rupees in Million

			As at 31st March, 2017	As at 31st March, 2016
NOTE 11 a. INVESTMENT PROPERTY (At cost less accumulated depreciation)				
Cost of land and in building given on operating lease			18.18	18.18
Less: Accumulated depreciation (Current year depreciation Rs. 0.54 million)			7.66	7.12
Total (A)			10.52	11.06
b. INVESTMENTS (Non-Trade, Long Term)				
AT COST:				
In Mutual Fund Units (Units of Rs. 10 each) - Unquoted				
4,963,912	(4,963,912)	HDFC Corporate Debt Opportunities Fund - Growth *	50.00	50.00
-	(3,459,403)	Reliance Dynamic Bond Fund	-	57.50
5,000,000	(5,000,000)	Axis Fixed Income Opportunities Fund - Growth *	50.00	50.00
-	(4,113,515)	Reliance Income Fund - Growth Plan - Bonus	-	44.07
1,000,000	(1,000,000)	Sundaram SMILE Fund - Dividend	10.00	10.00
1,191,838	(1,191,838)	Sundaram Select Midcap Fund - Dividend	20.00	20.00
-	(1,339,104)	L & T Triple Ace Bond Fund	-	16.67
792,290	(792,290)	SBI Magnum Balanced Fund - Dividend	20.00	20.00
5,427,071	(4,363,506)	Reliance Medium Term Fund - Growth *	165.00	130.00
1,602,800	(1,602,800)	Motilal Oswal MOST Focused 25 Fund - Dividend	25.00	25.00
1,369,076	(1,369,076)	Motilal Oswal Most Focused 25 Funds	25.00	25.00
4,829,191	(4,829,191)	BOI AXA Corporate Credit Spectrum Fund *	50.00	50.00
125,209	(125,209)	Tata Balanced Funds	10.00	10.00
Total (B)			425.00	508.24
In Tax-Free Secured Redeemable Non-Convertible Bonds of Face Value Rs. 1,000 each - Quoted, fully paid-up :				
24,724	(24,724)	National Highway Authority of India (NHAI) *	24.38	24.38
19,935	(19,935)	Power Finance Corporation Ltd. (PFC) *	19.59	19.59
Total (C)			43.97	43.97
In Equity Shares - Quoted, fully paid-up :				
71,295	(71,295)	ICICI Bank Ltd. (Face Value of Rs. 2 each)	13.40	13.40
12,216	(12,216)	Tata Consultancy Services Ltd. (Face Value of Re. 1/- each)	2.60	2.60
60,000	(60,000)	KPIT- Cummins India Ltd. (Face Value of Rs. 2/- each)	4.56	4.56
	(6,000)	Bharat Electronics Limited (Face Value of Rs. 10/ each)	-	7.38
3,000	(3,000)	Infosys Limited (Face Value of Rs. 5/ each)	2.93	2.93
66,700	-	GAIL (India) limited (Face Value of Rs. 10/ each)	25.86	-
52,458	-	Balmer Lawrie & Co. Limited (Face value of Rs. 10/ each)	10.76	-
25,000	-	Oil & natural Gas Corporation Limited (Face Value of Rs. 5 each)	4.32	-
Total (D)			64.43	30.87
Total (A+B+C+D)			543.92	594.14
LONG TERM INVESTMENTS : AGGREGATE VALUE OF : Quoted Govt. Securities Quoted shares Mutual Funds Unquoted Investments			As at 31st March, 2017	
			Book Value	Market Value
			43.97	52.99
			64.43	102.20
			425.00	555.99
			10.52	-
* Note : Investment which are pledged with the bank. (Refer Note No. 6).				

Notes to Consolidated Financial Statements (Contd....)

Rupees in Million

	As at 31st March, 2017	As at 31st March, 2016
NOTE 12 - LONG TERM LOANS AND ADVANCES		
(Unsecured, considered good unless otherwise stated)		
Loans and Advances to other than related parties:		
Capital Advances	37.44	99.28
Security deposits	16.03	12.47
Other Loans and Advances	-	-
Loan to employees	0.86	1.21
Net of Income Tax	53.52	45.40
Other	62.81	43.95
(including loans to employees, Income taxes net of provisions)		
	170.66	202.31
NOTE 13 - INVENTORIES		
(at cost or net realisable value whichever is lower)		
Raw materials (including Goods in Transit Rs. 33.41 million (Previous year Rs. 12.39 million)	163.42	135.64
Work - in - Progress	184.46	145.82
Finished Goods (Including transit/godown stock of Rs.92.49) (Previous year Rs. 2.03 million)	98.02	11.82
Carbon Credit & Renewable Energy Certificate	-	0.74
	445.90	294.02
NOTE 14 -TRADE RECEIVABLES		
1) Trade Receivables Outstanding for a period exceeding six months		
Considered goods	0.50	1.22
Considered doubtful	1.15	0.94
	1.65	2.16
less:- Provision for doubtful debts	1.15	0.94
	0.50	1.22
2) Trade Receivables Outstanding for a period not exceeding six months		
Unsecured Considered goods	465.70	651.86
Considered doubtful	0.47	0.32
	466.17	652.18
less:- Provision for doubtful debts	0.47	0.32
	465.70	651.86
	466.20	653.08
NOTE 15 - CASH AND CASH EQUIVALENTS		
Balances with Bank		
- On Current Account	104.18	70.97
- In Fixed Deposits	0.65	0.65
Cash on hand	0.10	0.11
Others:	-	-
- Investments in Debt Mutual funds	5.00	-
	109.93	71.73
NOTE 16 - SHORT TERM LOANS AND ADVANCES		
(Unsecured, considered good unless otherwise stated)		
Balance with Govt. Authorities.	89.10	81.02
Others	24.94	30.81
(including advance to suppliers, prepaid expenses etc)	114.04	111.83
NOTE 17 - OTHER CURRENT ASSETS		
Other Bank Balances:		
Balances with banks in		
- On Unpaid Dividend Account	5.95	6.20
Other current assets	99.50	55.44
Interest on Fixed Deposit/ others	2.31	2.24
	107.76	63.88

Notes to Consolidated Financial Statements (Contd....)

Rupees in Million

	As at 31st March, 2017	As at 31st March, 2016
NOTE 18 - REVENUE FROM OPERATIONS- NET		
a) Sale of products	4,958.65	4,613.72
b) Sale of Solar Power	93.89	94.53
c) Sale of services	0.72	0.89
d) Other operating Income	0.84	1.25
Income from Jobwork	0.58	0.63
Royalty	0.20	0.40
Scrap Sales	15.28	17.55
sale of tools	-	25.08
Gross Revenue from Operations	5,070.16	4,754.05
Less: Excise Duty	556.10	514.26
	4,514.06	4,239.79
NOTE 19 - OTHER INCOME		
Interest Income	4.04	6.54
Dividend Income from long term investments	8.61	10.84
Net gain on sale of investments-long term	40.83	21.78
Net gain on foreign currency transaction and translation	4.94	(3.47)
Other non-operating income (net of expenses directly attributable to such income)	22.12	25.24
Excess provision no longer required written back	-	0.13
Government grant under PSI scheme *	0.67	0.97
* The Company obtained and recognized as income a government grant of - 0.67 (31st March 2016 -0.97), for Industrial Promotion Subsidy [IPS] under Packaged Scheme of Incentive [PSI] 2007.		
	81.21	62.03
NOTE 20 - COST OF MATERIAL CONSUMED		
Raw Material Consumed (including purchase of traded goods)	2,928.44	2,659.26
Fabrication and Processing charges	57.08	48.88
Packing Material Consumed	18.33	31.82
	3,003.85	2,739.96
NOTE 21 - CHANGES IN INVENTORIES OF FINISHED GOODS AND WORK - IN - PROGRESS		
Opening stock(A)		
Work - in - progress	145.82	152.54
Finished goods	12.56	17.64
	158.38	170.18
Closing stock(B)		
Work - in - progress	184.46	145.82
Finished goods (Inclusive of goods in transit/ at Godown)	98.02	12.56
	282.48	158.38
A - B	(124.10)	11.80
NOTE 22 - EMPLOYEE BENEFIT EXPENSES		
Salaries and Wages	447.96	412.45
Contribution to provident and other funds	17.87	15.12
Staff welfare expenses	40.53	38.85
	506.36	466.42
NOTE 23 - FINANCE COSTS		
Interest Expense	7.53	14.44
Other Borrowing Costs	17.33	3.24
	24.86	17.68

Notes to Consolidated Financial Statements (Contd....)

Rupees in Million

	For the year ended 31st March, 2017	For the year ended 31st March, 2016
NOTE 24 - OTHER EXPENSES		
Power and Fuel (Net of Credit for Windmill Income of Rs. 71.38 Million (P.Y. Rs. 51.53 Million) captively consumed)	81.73	87.75
Repairs and Maintenance -		
Buildings	8.35	6.49
Machinery	47.48	43.60
Others	12.50	8.33
	68.33	58.42
Insurance	3.98	5.14
Rates & Taxes (excluding taxes on income)	4.94	3.16
Rent	7.96	7.44
SAP and Other IT cost	4.71	6.87
Royalty Expences	27.64	6.41
Raw material Volume Variance cost	8.29	9.61
Net foreign exchange loss	-	13.87
Invntry Solar windmill written off	0.74	
Deferred Business revenue expenses	-	2.91
Excise Duty -		
Relating to changes in inventories of finished goods	0.05	0.07
Loss on sale/ write off of fixed assets (net)	0.64	0.59
Selling and Distribution Expenses	76.27	62.46
Windmill Expenses	9.19	9.26
Solar Energy Generation Expenses	8.31	6.74
CSR expenditure	10.00	8.80
Payment to Auditors (Net of Service Tax) -	-	-
Audit Fees	1.07	0.80
Tax Audit	0.11	0.09
VAT Audit Fees	0.07	0.07
For Certification and other related work	0.21	0.24
Limited Review	0.12	0.12
	1.58	1.32
Miscellaneous expenses	100.38	90.69
	414.74	381.51

Notes to Consolidated Financial Statements (Contd....)

NOTE 26 - THE NET EXCHANGE DIFFERENCES ARISING DURING THE YEAR

Recognised appropriately in the profit and loss account - net gain - Rs. 4.94 million.

(31st March, 2016 - net loss - Rs. 17.34 in Million)

NOTE 27 - DETAILS OF EMPLOYEE BENEFITS AS REQUIRED BY THE ACCOUNTING STANDARD 15 (REVISED) EMPLOYEES BENEFITS ARE AS UNDER

(A) Defined Contribution Plan

Amount recognized as an expense in the Statement of Profit and Loss in respect of Defined Contribution Plans is Rs.16.39 Million.

(B) Defined Benefit Plan

i) Actuarial gains and losses in respect of defined benefit plans are recognised in the Profit & Loss Account.

ii) The Defined Benefit Plans comprise of Gratuity and Leave Encashment. Gratuity is funded.

Gratuity is a benefit to an employee based on 15 days (depending on the grade/ category of employee and completed year of services) last drawn salary of each year.

iii) In respect of gratuity, the contribution payable for the period is charged to the Statement of Profit and Loss.

Rs. in Million

Particulars	Gratuity		Leave Encashment	
	31.03.2017	31.03.2016	31.03.2017	31.03.2016
(C) Changes in the present value of defined obligation representing reconciliation of opening and closing balances thereof are as follows :				
1 Present Value of Defined Benefit Obligation at the beginning of the year	109.84	92.12	30.95	27.84
2 Current Service cost	6.77	6.49	3.21	3.46
3 Interest Cost	8.03	7.00	2.29	2.11
4 Losses (gains) on Curtailment	-	-	-	-
5 Liabilities extinguished on settlements	-	-	-	-
6 Plan amendments	-	-	-	-
7 Actuarial (gains) / losses	11.22	8.94	2.45	(1.39)
8 Benefits paid	(7.96)	(4.71)	(1.56)	(0.53)
9 Present value of Defined Benefit Obligation as on 31.03.17	127.90	109.84	37.34	31.49
(D) Changes in the fair value of plan assets representing reconciliation of opening and closing balances thereof are as follows :				
1 Fair value of Plan assets at the beginning of the year	79.65	70.65	-	0.44
2 Expected return on plan assets	6.75	6.14	-	-
3 Actuarial gains and losses	(0.58)	(0.29)	-	-
4 Actual contributions by employer	4.72	3.15	-	-
5 Benefits paid	-	-	-	-
6 Mortality charges and taxes	(0.33)	-	-	-
7 Plan assets as on 31st March,2017	90.23	79.65	-	0.44
(E) Analysis of Defined Benefit Obligation :				
1 Defined Benefit Obligation as at 31st March,2017	127.90	109.84	37.34	31.49
2 Fair Value of Plan assets at the end of the year	90.23	79.65	-	0.44
3 Net (Asset)/Liability recognized in the Balance Sheet.	37.68	30.19	37.34	31.05
(F) Reconciliation of Present Value of Defined Benefit Obligation and fair value of plan assets showing amount recognized in the Balance Sheet :				
1 Present value of Defined Benefit Obligation	127.90	109.84	37.34	31.48
2 Fair value of plan assets	90.23	79.65	-	0.44
3 Funded status [Surplus/(Deficit)]	(37.68)	(30.19)	(37.34)	(31.05)
4 Unrecognized Past Service Costs	-	-	-	-
5 Net asset/(Liability) recognized in Balance Sheet	(37.68)	(30.19)	(37.34)	(31.05)

Notes to Consolidated Financial Statements (Contd....)

Rs. in Million

Particulars	Gratuity		Leave Encashment		
	2016-17	2015-16	2016-17	2015-16	
(G) Components of employer expenses recognized.					
1 Current Service cost	6.77	6.49	3.21	3.46	
2 Interest cost	8.03	7.00	2.29	2.11	
3 Expected return on plan assets	(6.74)	(6.14)	-	-	
4 Curtailment cost/(credit)	-	-	-	-	
5 Settlement cost/(credit)	-	-	-	-	
6 Past Service cost	11.84	-	-	-	
7 Actuarial Losses/(Gains)	-	9.24	2.45	(1.39)	
8 Total expense recognised in the Statement of P & L	19.90	16.59	7.95	4.18	
(H) In respect of Funded Benefits with respect to gratuity and superannuation, the fair value of Plan assets represents the amounts invested through "Insurer Managed Funds"	Gratuity		Leave Encashment		
(I) Principal Actuarial Assumptions :					
1 Discount Rate (%)	7.30%	7.60%	7.30%	7.60%	
2 Expected Return on plan assets (%)	8.25%	8.50%	0.00	0.00	
3 Salary Escalation (%)	12.00%	12.00%	12.00%	12.00%	
4 Expected Average remaining working lives of employees (years)	10.26	10.44	10.24	10.33	
a) The Discount rate is based on the prevailing market yields of Indian Government securities as at the Balance Sheet date for the estimated terms of the obligations.					
b) Expected Rate of Return of Plan Assets : This is based on the expectation of the average long term rate of return expected on investments of the Fund during the estimated term of obligations.					
c) Salary Escalation Rate : The estimates of future salary increases considered takes into account the inflation, seniority, promotion and other relevant factors.					
	31.03.2013	31.03.2014	31.03.2015	31.03.2016	31.03.2017
(J) Experience History*					
1 Present Value of Obligation	73.14	76.66	92.12	109.84	127.90
2 Plan Assets	55.84	63.69	70.65	79.65	90.22
3 Surplus (Deficit)	(17.30)	(12.97)	(21.47)	(30.19)	(37.68)
4 Experience adjustments on plan liabilities (loss)/gain	1.01	0.97	(2.76)	7.55	(9.21)
5 Experience adjustments on plan assets (loss)/gain	0.43	0.04	(0.45)	0.08	(37.00)
(K) Actual return on plan assets:	31.03.2017 Gratuity	31.03.2016 Gratuity	31.03.2017 Leave Encashment	31.03.2016 Leave Encashment	
1 Expected Return on plan assets	6.68	6.08			
2 Actuarial gains and (losses)	(11.84)	(9.15)			
3 Actual return on plan assets	(5.16)	(3.07)			
Note : Details of leave encashment not provided by the joint venture company.					

Notes to Consolidated Financial Statements (Contd....)

(L) Contributions expected to be paid to the plan during the next financial year Rs 5.00 Million.

NOTE 28 - Amount of borrowing costs capitalised during the year Rs. In Million - 0.36 (31st March, 2016- Rs. In Million - NIL)

NOTE 29 - RELATED PARTY DISCLOSURES:

The JV Company has entered in to cancellable operating leases for office premises. These lease arrangements range for a period between 24 months and 5 years. Most of the leases are renewable for further period on mutually agreeable terms and also include escalation clauses. The Minimum lease payments recognised in the statements of Profit and Loss.

NOTE 30 - The Company's Related Party Disclosures:

A) Name of the related party and nature of relationship where control exists:

Name of Related Party	Nature of Relationship
Robert Bosch Automotive Steering GmbH	Foreign Collaborator
Varsha Forgings Ltd KCTR Varsha Automotive Pvt. Ltd.	Director's Interested Company
Robert Bosch Automotive Steering Pvt. Ltd. (Company has 26% stake in the company)	Joint venture company
Key Managerial Personnel :	Mr. Dinesh Munot - Chairman & Managing Director Mr. Jinendra Munot - Jt. Managing Director Mr. Utkarsh Munot - Chief Executive officer

B) Related Party Transactions:

Rs. in Million

Name of Related Party	Description of Relationship	Nature of Transactions	Amount of Transactions 2016-17	Amount Outstanding at the end of year 31-03-2017		Amount of Transactions 2015-16	Amount Outstanding at the end of year 31-03-2016	
				Credit	Debit		Credit	Debit
Robert Bosch Automotive Steering GmbH	Foreign Collaborator	Sale of Goods Purchase of Raw materials & components Dividend paid during the year	- 212.02 -	- 20.77		- 147.56 52.65	- 20.05	-
Other related parties: arsha Forgings Ltd. KCTR Varsha Automotive Pvt. Ltd.	Director's Interested Company Director's Interested Company	Sale of Goods	0.17	-		0.34	-	-
Varsha Forgings Ltd. KCTR Varsha Automotive Pvt. Ltd.	Director's Interested Company Director's Interested Company	Purchase of Raw materials & components	156.78 -	25.75 -		173.93 0.01	39.34 -	
Mr. Dinesh Munot	Key Managerial Personnel	Remuneration	28.52	0.69		26.55	0.98	
Mr. Jinendra Munot	Key Managerial Personnel	Remuneration	15.85	0.50		15.96	0.59	
Mr. Utkarsh Munot	Key Managerial Personnel	Remuneration	13.48	0.50		14.22	5.55	

Notes to Consolidated Financial Statements (Contd....)

NOTE 31 - EARNINGS PER SHARE

- (a) The amount used as the numerator in calculating basic and diluted earnings per share is the net profit after tax for the year disclosed in the Profit and Loss Statement.
- (b) The weighted average number of equity shares used as the denominator in calculating both basic and diluted earnings per share is 90,73,300

NOTE 32 - VALUE OF IMPORTED AND INDIGENOUS RAW MATERIALS, COMPONENTS AND PACKING MATERIAL CONSUMED

Particulars	For the year ended 31st March, 2017		For the year ended 31st March, 2016	
	Value (Rs. In Million)	Percentage (%)	Value (Rs. In Million)	Percentage (%)
Imported	364.89	12.67	316.78	11.51
Indigenous	2,514.86	87.33	2,434.98	88.49
Total	2,879.75	100.00	2,751.76	100.00

NOTE 33 - CIF VALUE OF IMPORTS

Particulars	For the year ended 31st March, 2017 Rs. In Million	For the year ended 31st March, 2016 Rs. In Million
Raw materials, Components and consumables	476.72	384.45
Capital Goods	205.02	163.96
Total	681.74	548.41

NOTE 34 - CONTINGENT LIABILITY

Particulars	As at 31st March, 2017 Rs. In Million	As at 31st March, 2016 Rs. In Million
Income Tax matters in dispute in respect of penalty matters pending before ITAT, Pune	32.63	32.63
Income Tax matters in dispute in respect of Assessment dues (A.Y.2013-14) before CIT (Appeal), Pune	4.45	4.45
Income Tax matters in dispute in respect of Assessment dues (A.Y.2014-15) before CIT (Appeal), Pune	3.25	-
Assistant commissioner of central excise differential central excise duty	1.09	-
Co-acceptance of Import bills by the bankers	33.86	13.22
Bill discounted	332.48	336.85
Bank Guarantees by the Company	24.17	19.23
Any other matter (vat/cst) Sales tax liability under dispute	3.19	3.19
Total	435.12	409.57

NOTE 35 - COMMITMENTS

- (a) Estimated amount of contracts remaining to be executed on capital account and not provided for Rs. In Million - 73.42 (31st March 2016 - Rs. In Million - 100.63).
- (b) The Company has deferred payment of certain Sales tax Liability under various Package Scheme of Incentives of Government of Maharashtra. The Company is required to comply with conditions of above package Schemes of Incentives, the various Eligibility Certificates granted under such Schemes, stipulations or undertaking as per the Agreements entered into in connection with the grant of incentive under the said Schemes or on the Eligibility Certificates.

NOTE 36 - DETAILS OF FOREIGN CURRENCY EXPOSURES THAT ARE NOT HEDGED BY A DERIVATIVE INSTRUMENT OR OTHERWISE

Rs. in Million

Particulars	Current Year		Previous Year	
	IN FCY	IN INR	IN FCY	IN INR
Sundry creditors USD	0.28	14.15	0.18	12.07
Sundry creditors EURO	2.26	156.04	2.60	194.07
Sundry creditors YEN	13.63	39.03	0.10	1.07
Sundry debtors USD	0.28	17.85	0.17	11.51

Notes to Consolidated Financial Statements (Contd....)

NOTE 37 - REMITTANCES IN FOREIGN CURRENCY ON ACCOUNT OF DIVIDEND

Particulars	Paid in Current year	Paid in Previous Year
	2016-2017	2015-2016
(a) Year to which dividend relates		
(b) Number of non-resident shareholders to whom remittance was made	-	1
(c) Number of shares on which remittance was made	-	2,340,155
(i) 23,40,000 - for last year dividend		
(ii) 23,40,155 - for current year interim dividend		
(d) Amount remitted (Rs. In Million)	-	52.65

NOTE 38 - The Company's proportionate share in Assets, Liabilities, Income, and Expenses of its Joint Venture Companies included in these Consolidated Financial are given below :

a) BALANCE SHEET

Rs. In Million

Particulars	As at March 31st, 2017	As at March 31st, 2016
EQUITY AND LIABILITIES		
Shareholder's Funds		
Share Capital	(742.35)	(558.01)
Reserves and Surplus		
Total	(742.35)	(558.01)
Current Liabilities		
Current and Non-current liabilities	200.01	176.26
TOTAL	(542.34)	(381.75)
ASSETS		
Non-current assets		
Fixed assets		
Tangible assets	238.44	224.62
Capital work-in-progress	18.95	25.25
Intangible assets	6.07	65.91
	263.46	315.78
Long term loans and advances	72.26	66.83
Current assets		
Cash and Bank Balance	87.76	53.95
Short-term loans and advances	59.82	61.62
Other current assets	169.06	171.77
	388.90	354.17
	652.36	669.95

b) STATEMENT OF PROFIT AND LOSS

Particular	For the year ended March 31, 2017	For the year ended March 31, 2016
Revenue From Operations- Net	614.90	426.67
Other Income	3.77	2.59
Total Income	618.67	429.26
Cost of Raw material consumed	569.70	449.09
Other Expenses	233.33	184.23
Total Expenditure	803.03	633.32
Profit Before Tax	(184.36)	(204.06)
Profit After Tax	-	-

Notes to Consolidated Financial Statements (Contd....)

NOTE 39- ACTUAL PRODUCTION, OPENING STOCK, CLOSING STOCK AND SALES

Class of Goods	Opening Stock		Closing Stock		Sales	
	Qty. No.	Value Rs. in Million	Qty. No.	Value Rs. in Million	Qty. No.	Value Rs. in Million
Hydraulic Power Steering Gears including components/ spares	39	0.56	6,418	80.85	253,363 (246,647)	3,845.72 (3,731.29)
Mechanical Steering Gears including components/ spares	2	0.01	3,710	11.71	111,742 (116,245)	423.59 (432.92)
	41	0.57	10,128	92.56	365,105	4,269.31
	(117)	(1)	(41)	(0.57)	(362,892)	(4,164.21)

None of the company's Raw Material and Components are greater than 10 percent of total sales and consumption of raw material and hence the disclosure under Broad Heads of Materials has not given

The above figures are inclusive of Excise duty and Education Cess.

NOTE 40 - SEGMENT REPORTING

Rs. in Million

Sr. No.	Particulars	31.03.2017	31.03.2016
1	Segment Revenue a Auto Component b Renewable Energy Less: inter segment sale	4,501.39 165.26 71.38	4,207.30 146.06 51.54
	Total Income	4,595.27	4,301.82
2	Segment results Profit(+)/ Loss (-) before tax and interest from each segment a Auto Component b Renewable Energy Total Less : Interest Total profit before Tax Less : Tax Expenses	316.92 94.67 411.59 24.86 386.73 125.87	328.67 67.49 396.16 17.58 378.58 124.85
	Net Profit	260.86	253.73
3	Total carrying amount of segment assets a Auto Component b Renewable Energy Unallocable segment	3,142.56 333.28 53.52	2,938.85 387.22 45.41
	Total segment assets	3,529.36	3,371.48
4	Total amount of segment liabilities a Auto Component b Renewable Energy c.unallocable segment	1,027.74 3.17 -	1,119.28 2.71 11.90
	Total segment liabilities	1,030.91	1,133.89
5	Capital Employed (Segment assets - Segment liabilities) a Auto Component b Renewable Energy c.unallocable segment	2,114.82 330.11 53.52	1,819.57 384.51 33.51
	Total capital employed in the company	2,498.45	2,237.59
6	Capital Expenditure incurred during the year a. Auto component b. Renewable Energy	592.58 -	332.96 -
7	Depreciation a. Auto component b. Renewable Energy	282.64 52.35	243.29 62.58

Notes to Consolidated Financial Statements (Contd....)

NOTE 41 - Details of CSR Expenditure : The Expenditure incurred for complying with the provisions for the CSR expenditure required under Section 135 of the Companies Act, 2013 has been done through Contribution to Prime Ministers National Relief Fund and various NGO's various (Non Government) organisation.

		Rs. in Million	
	Particulars	2016-2017	2015-2016
(i)	Gross amount required to be spent by the company during the year	10.00	8.80
(ii)	Amount spent during the year on :		
	* Construction/Acquisition of any asset	-	-
	* On purpose other than above	10.00	8.80

42. In previous financial year 2015-16, amount of Rs. 74,651,363 was under capital work-in-progress as at March 31, 2016 for motor production with understanding that asset will be transferred by Bosch Changsha to Robert Bosch Automotive steering Private Limited against payment made. Liability of Rs. 19,923,808 being outstanding amount was disclosed under Trade payables. Basis follow-ups in the current year, the management noted that the Company had no title to the tool. Since the motor suppliers are not being sourced locally, and no future purchases are planned from Bosch Changsha. The JV Company has expensed Rs. 54,727,555 being the amount paid as net of reversal of CWIP Rs. 74,651,363 and Liability Rs. 19,923,808.

43. The JV Company has carried out an impairment assessment and recognised an impairment loss of Rs. 129,267,499 (including capital advance amounting to Rs. 13,710,752) on capital assets. Recoverable amount for these assets is considered to be approximately NIL as the asset has no alternative usage and further it cannot be sold readily in open market owing to the nature of assets. Cancellation of negotiation/contract with end customer was primary reasons for the impairment loss being recognised in current year.

44. DISCLOSURE ON SPECIFIED BANK NOTES (SBNs)

During the year, The Company had specified bank notes or other denomination note as defined in the MCA notification G.S.R. 308 (E) dated March 31, 2017 on the details of Specified Bank Note (SBN) held and transacted during the period from November 8, 2016 to December 30, 2016, the denomination wise SBNs and other notes as per notification is given below.

(In Rupees)			
Particulars	SBNs*	Other denomination	Total
Closing Cash in Hand as on November 8, 2016	590,500	168,328	758,828
(+) Permitted Receipts	-	-	-
(-) Permitted Payments	-	5,768	5,768
(-) Amount Deposited in Bank	590,500	-	590,500
Closing Cash in Hand as on December 30, 2016	-	162,560	162,560

For the purpose of this clause the term 'Specified Bank notes' shall have the same meaning provided in the notification of the Government of India, in the Ministry of Finance, Department of economic Affairs number S.O.3407 (E), dated the 8th November, 2016.

45. Corresponding Figures of the previous year have been regrouped/ recast, wherever necessary, so as to confirm with the current year's presentation.

As per our Report of even date attached.

For **MGM and Company**
Chartered Accountants
Firm Registration No. : 117963W

Mangesh Katariya
Partner
Membership No.104633

Pune
May 30, 2017

For and on behalf of the Board of Directors

Dinesh Munot
DIN : 00049801

Chairman & Managing Director

Utkarsh Munot
DIN : 00049903

Chief Executive Officer

S. A. Gundecha
DIN : 00220352

Director and Chairman of the Audit Committee

Jinendra Jain
Satish Mehta

Chief Financial Officer
Company Secretary

Pune
May 30, 2017

Notes to Consolidated Financial Statements (Contd....)



Aneexure II

Additional Information as required by Schedule III of the Act.

Name of the entity	Net Assets, i.e., total assets minus total liabilities						Share in profit or loss			
	F.Y. 2016-2017			F.Y. 2015-2016			F.Y. 2016-2017		F.Y. 2015-2016	
	As % of consolidated Net Assets	INR Amount (In Million)	INR Amount (In Million)	As % of consolidated Net Assets	INR Amount (In Million)	INR Amount (In Million)	As % of consolidated Net Assets	INR Amount (In Million)	As % of consolidated Net Assets	INR Amount (In Million)
ZF STEERING GEAR (INDIA) LIMITED Joint Venture	130%	3,240.80	2,795.58	130%	2,795.58	445.22	170%	445.22	171%	450.64
ROBERT BOSCH AUTOMOTIVE STEERING PVT LTD	-30%	(742.35)	(557.99)	-30%	(557.99)	(184.36)	-70%	(184.36)	-71%	(196.91)

(Pursuant to first Proviso to sub-section (3) of section 129 read with rule 5 of Companies (Accounts) Rules, 2014).
Statement containing salient features of the financial statement of subsidiaries.

Part "A" - Subsidiaries

Aneexure III

AOC-1

Sr. No.	Name of the Joint Venture	Country	Reporting Period	Reporting Currency	Exchange Rate	Share Capital	Reserves & Surplus	Total Assets	Total Liabilities	Investment	Revenue from operations (Net of Excise)	Profit before Taxation	Provision for Taxation	Profit after Taxation	Proposed Dividend	% of Holding
1	Robert Bosch Automotive Steering Private Limited	INDIA	2016-2017	INR	NA	4595.00	2,855.32	2,509.00	769.32	-	2,379.53	(709.22)	-	(709.22)	-	26%

As per our Report of even date attached.

For and on behalf of the Board of Directors

For **MGM and Company**
Chartered Accountants
Firm Registration No. : 117963W

Chairman & Managing Director

Chief Executive Officer

Director and Chairman of the Audit Committee

Mangesh Katariya
Partner

Membership No. 104633

Jinendra Jain
Satish Mehta

Chief Financial Officer
Company Secretary

Pune
May 30, 2017

Pune
May 30, 2017

..80..

ZF STEERING GEAR (INDIA) LIMITED

Registered Office: Gat No. 1242/44, Village Vadu Budruk, Tal. Shirur, Dist. Pune 412216, CIN: L29130PN1981PLC023734

Email Id: satish.mehta@zfindia.com, Website: www.zfindia.com, Phone: 02137-305100, Fax: 02137-305302

THIRTY-SEVENTH ANNUAL GENERAL MEETING ON AUGUST 2, 2017



ATTENDANCE SLIP

Registered Folio/ DP ID & Client ID	
Name and address of the shareholder(s)	
Joint Holder' s	
No Shares held	

I/ We hereby record my/ our presence at the Annual General Meeting of the Company to be held on **Wednesday, August 2, 2017 at 3.00 p.m.** at the Registered Office of the Company at **Gat No. 1242/44, Village Vadu Budruk, Tal. Shirur, Dist. Pune 412216.**

Member's Folio/ DP ID/Client ID

Members' / Proxy's name in Block Letters

Members' / Proxy's Signature

Note: Please complete the Folio / DPID - Client ID No. & name, sign this Attendance Slip and hand over this slip.

ELECTRONIC VOTING PARTICULARS

EVSN (Electronic Voting Sequence Number)	*Sequence No. / PAN
170613009	

* Only Members who have not updated their PAN with the Company / Depository Participant shall use Sequence No. in the PAN field.

Notes:

- Please read the instructions relating to e-voting printed under the Notes to the Notice of the 37th Annual General Meeting to be held on **Wednesday, August 2, 2017 at 3.00 p.m.**
- The remote e-Voting period starts from 9.00 a.m. on Sunday, July 30, 2017 and ends on Tuesday, August 1, 2017 at 5.00 p.m. The voting module shall be disabled by Central Depository Services (India) Limited (CDSL) for voting thereafter.

PLEASE CUT HERE AND BRING THE ABOVE ATTENDANCE SLIP TO THE MEETING HALL.

ZF STEERING GEAR (INDIA) LIMITED

Registered Office: Gat No. 1242/44, Village Vadu Budruk, Tal. Shirur, Dist. Pune 412216, CIN: L29130PN1981PLC023734

Email Id: satish.mehta@zfindia.com, Website: www.zfindia.com, Phone: 02137-305100, Fax: 02137-305302

THIRTY-SEVENTH ANNUAL GENERAL MEETING ON AUGUST 2, 2017



PROXY FORM

Name of the Member(s)	
Registered Address	
Email ID	
Folio No./ DP ID Client ID	

I/ We, being the member(s) of _____ shares of the above named Company, hereby appoint

- Name :
Address :
Email id :
Signature: _____ or failing him/ her
- Name :
Address :
Email id :
Signature: _____ or failing him/ her
- Name :
Address :
Email id :
Signature: _____

as my/ our proxy to attend and vote (on a poll) for me/ us and on my/ our behalf at the **Thirty Seventh Annual General Meeting** of the Company, to be held on **Wednesday, August 2, 2017 at 3.00 p.m.** at **Regd. Off. Gat No. 1242/44, Village Vadu Budruk, Tal. Shirur, Dist. Pune 412 216** and at any adjournment thereof in respect of such resolutions as are indicated below:

- To receive, consider and adopt (a) the Audited Financial Statements of the Company for the financial year ended March 31, 2017, together with the Reports of the Board of Directors and the Auditors thereon; and (b) the Audited Consolidated Financial Statements of the Company for the financial year ended March 31, 2017, together with the Report of the Auditors thereon.
- To declare Dividend of Rs. 8 per share for the financial year 2016-17.
- To appoint a Director in place of Mr. Utkarsh Munot (DIN: 00049903), who retires by rotation and, being eligible, offers himself for re-appointment
- Appointment of M/s, MGM & Company, Chartered Accountants, as Statutory Auditors.

Signed this _____ day of _____ 2017

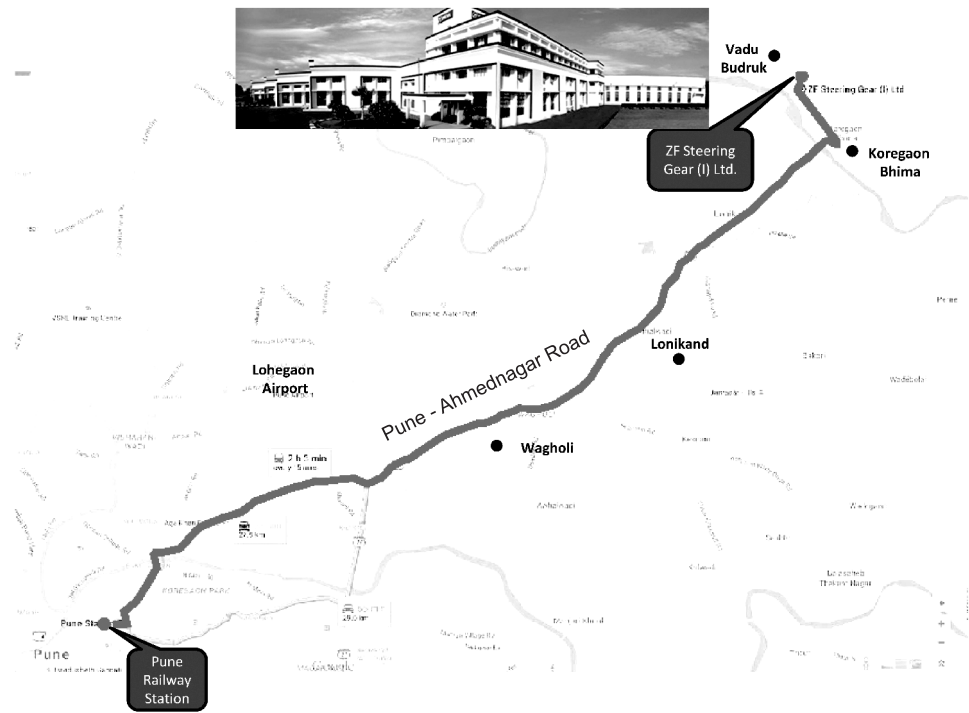
Signature of Member: _____ Signature of Proxy holder(s): _____

**Affix
Revenue
Stamp
not less
than Re. One**

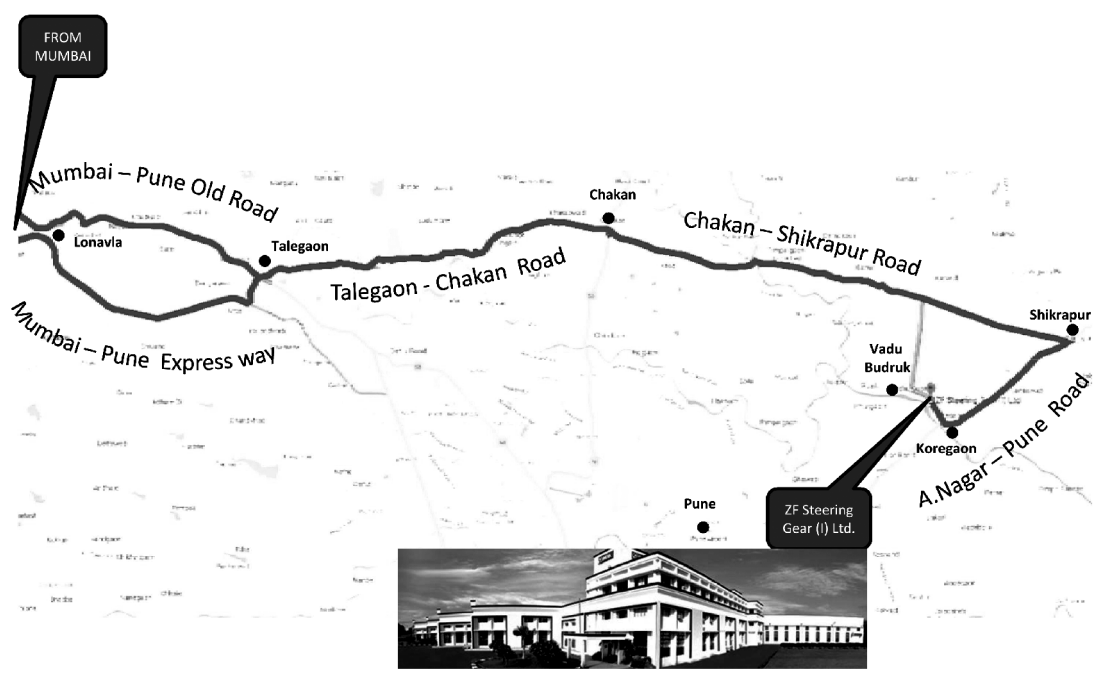
Note: This form of proxy in order to be effective should be duly completed and deposited at the Registered Office of the Company, not less than 48 hours before the commencement of the Meeting.

ROUTE MAP TO AGM VENUE

ROUTE MAP TO ZF STEERING GEAR (I) LTD. AGM VENUE - FROM PUNE STATION

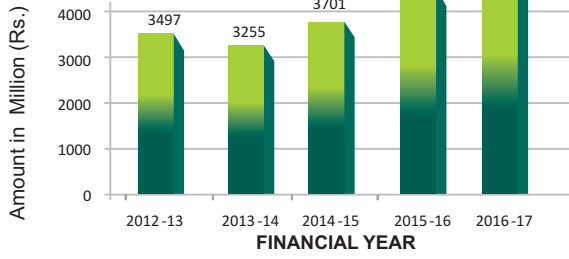


ROUTE MAP TO ZF STEERING GEAR (I) LTD. AGM VENUE - FROM MUMBAI

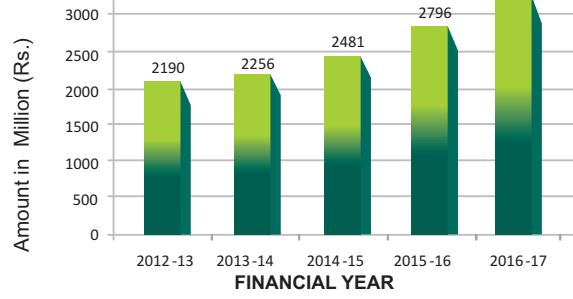


5 Years Highlights

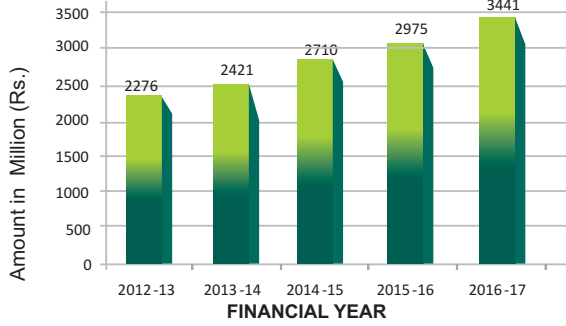
TURNOVER



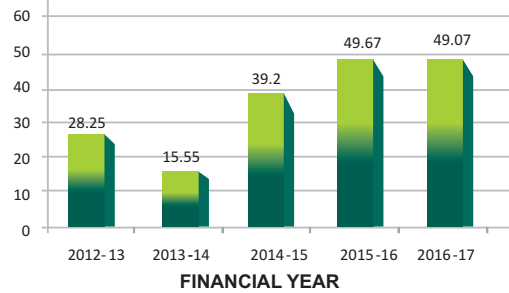
NET WORTH



FIXED ASSETS GROSS BLOCK



EARNINGS PER SHARE (EPS)



Certificate

Standard: ISO 14001:2004


Certificate No.: 01 104 043211

Certificate Issued to: ZF Steering Gear (India) Limited
1242nd 244, Vengal Rao Road,
Tambakulam, Chennai - 600 016,
Tamil Nadu, India.

Scope: Design, Development and Production of Mechanical Steering Gear Systems and Power Steering Gear Systems.

Valid from: 01/01/2015 to 31/12/2017

Valid till: 31/12/2017



2017-11-28

Signature

www.dakks.de



Certificate

Standard: ISO / TS 16949:2009

Certificate No.: 01 111 02022

Certificate Issued to: ZF Steering Gear (India) Ltd.,
1242nd 244, Vengal Rao Road, Tambakulam,
Chennai - 600 016, Tamil Nadu, India.

Scope: Design and Manufacture of Mechanical Steering Gear Systems & Power Steering Gear Systems.

Valid from: 01/01/2015 to 31/12/2017

Valid till: 31/12/2017



Signature

www.tuev.com





ZF STEERING GEAR (INDIA) LIMITED

Mission

We are firmly set on being market leaders in state-of-art technology for steering gear system.

We shall ensure that our products give the necessary comfort and safety in driving.

We shall give top priority to ensure customer satisfaction through best quality products and services.

We shall, in the process of our growth, continuously upgrade our working environment and improve the skill and efficiency of everyone associated by perseverance and motivation.

Dinesh Munot

Chairman & Managing Director

NATIONAL SERVICE NETWORK



REGD. OFFICE & PLANT

Gat No. 1242 / 44, Vadu Budruk, Tal. Shirur, Dist. Pune 412 216, India.

CIN No. L29130PN1981PLC023734

Tel. : 02137 - 305 100. Fax : 02137 - 305302 • Email - sales@zfindia.com

www.zfindia.com