

E:KRBL/BIBHU/STK_EX_1718/24
August 10, 2017



The General Manager BSE Limited Floor 25, Phiroze Jeejeebhoy Towers Dalal Street, Mumbai – 400 001	National Stock Exchange of India Limited “Exchange Plaza”, C-1, Block-G Bandra-Kurla Complex Bandra (E), Mumbai-400051
Scrip Code: 530813	Symbol: KRBL Series: Eq.

Dear Sir/Madam,

Sub: Unaudited Financial Results for the First Quarter (Q1) Ended June 30, 2017, pursuant to Regulation 33 of SEBI (Listing Obligations and Disclosure Requirements) Regulations, 2015

Pursuant to Regulation 33 of SEBI (Listing Obligations and Disclosure Requirements) Regulations, 2015, (“SEBI Listing Regulations”), please note that the Board of Directors of the Company in its meeting held on today i.e August 10, 2017, has considered and approved the Standalone and Consolidated Unaudited Financial Results for the First Quarter (Q1) Ended June 30, 2017.

In this connection please find enclosed herewith Standalone and Consolidated Unaudited Financial Results for the First Quarter (Q1) Ended June 30, 2017. These results are Limited Reviewed by the Auditors of the Company. The Limited Review Report submitted by the Auditors is also enclosed with the Results.


Further the said results are also being published in the newspapers as required under the SEBI Listing Regulations.

We further wish to inform you that the Board Meeting held today commenced at 12:00 hours and concluded at 14.30 hours.

This is for your kind information and records.

Thanking you,

Yours Faithfully
For KRBL Limited


Raman Sapra
Company Secretary
M. No. F9233
267, Street No. 18 Pratap Nagar,
Delhi-110007

Corporate Office : C-32, 5th & 6th Floor, Sector-62, Noida-201301, Gautambudh Nagar, (U.P.), INDIA.
Regd. Office : 5190, Lahori Gate, Delhi - 110 006, INDIA. Tel. : +91-11-23968328, Fax : +91-11-23968327, CIN No. L01111DL1993PLC052845
Tel. : +91-120-4060300, Fax : +91-120-4060398. E-mail : mails@krblindia.com. Visit us at : www.krblrice.com

WORLD'S LARGEST RICE MILLERS & BASMATI RICE EXPORTERS

KRBL LIMITED

Regd. Office: 5190, Lahori Gate, Delhi-110006

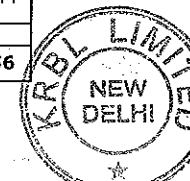

CIN: L01111DL1993PLC052845, Email: investor@krblindia.com, website: www.krblrice.com, Tel.: +91-11-23968328, Fax: +91-11-23968327

STATEMENT OF UNAUDITED FINANCIAL RESULTS OF KRBL LIMITED FOR THE QUARTER ENDED JUNE 30, 2017

PART I

(Rs. in Lacs except per share data)

S. No.	Particulars	Standalone				Consolidated			
		Quarter Ended		Year Ended		Quarter Ended		Year Ended	
		30-06-2017 (Unaudited)	31-03-2017 (Audited)	30-06-2016 (Unaudited)	31-03-2017 (Audited)	30-06-2017 (Unaudited)	31-03-2017 (Audited)	30-06-2016 (Unaudited)	31-03-2017 (Audited)
1.	Income from Operations								
(a)	Income from Operations	87,196	91,338	72,151	314,787	87,184	91,278	72,231	314,903
(b)	Other Income	508	52	341	607	706	162	442	1,028
	Total Income from Operations (Net)	87,704	91,390	72,492	315,394	87,890	91,440	72,673	315,931
2.	Expenses								
(a)	Cost of Materials Consumed	51,326	80,073	59,092	247,091	51,326	80,073	59,092	247,091
(b)	Purchase of Stock-in-Trade	225	(74)	609	1,797	225	(74)	609	1,797
(c)	Changes in Inventories of Finished Goods, Work-in-Progress and Stock-in-Trade	7,311	(14,658)	(7,642)	(26,065)	7,305	(14,712)	(7,555)	(25,938)
(d)	Employee Benefits Expense	1,738	1,823	1,619	6,989	1,791	1,869	1,654	7,154
(e)	Finance Costs	2,777	135	2,361	5,482	2,777	135	2,361	5,484
(f)	Depreciation and Amortisation Expense	1,748	1,726	1,372	6,135	1,756	1,728	1,374	6,142
(g)	Other Expenses	6,121	6,390	4,696	20,037	6,231	6,467	4,798	20,445
	Total Expenses	71,246	75,415	62,107	261,466	71,411	75,486	62,333	262,175
3.	Profit from Operations before Exceptional Items and Tax(1-2)	16,458	15,975	10,385	53,928	16,479	15,954	10,340	53,756
4.	Exceptional Items	-	-	-	-	-	-	-	-
5.	Profit before Tax (3+4)	16,458	15,975	10,385	53,928	16,479	15,954	10,340	53,756
6.	Tax Expense								
(a)	Current Tax	4,915	4,648	676	11,396	4,915	4,648	676	11,396
(b)	Deferred Tax	274	323	1,623	2,420	274	323	1,623	2,420
	Total Tax Expense	5,189	4,971	2,299	13,816	5,189	4,971	2,299	13,816
7.	Net Profit after Tax (5-6)	11,269	11,004	8,086	40,112	11,290	10,983	8,041	39,940
	Other Comprehensive Income								
	Items that will not be reclassified to profit or loss	(34)	(128)	-	(128)	(34)	(128)	-	(128)
	Income Tax relating to Items that will not be reclassified to profit or loss	10	44	-	44	10	44	-	44
	Total Comprehensive Income (7+8)	11,245	10,920	8,086	40,028	11,266	10,899	8,041	39,856



S. No.	Particulars	Standalone				Consolidated			
		Quarter Ended			Year Ended	Quarter Ended			Year Ended
		30-06-2017	31-03-2017	30-06-2016	31-03-2017	30-06-2017	31-03-2017	30-06-2016	31-03-2017
		(Unaudited)	(Audited)	(Unaudited)	(Audited)	(Unaudited)	(Audited)	(Unaudited)	(Audited)
8.	Paid-up Equity Share Capital (Face value of Re.1/- each)	2,354	2,354	2,354	2,354	2,354	2,354	2,354	2,354
9.	Earning per Equity Share (Face value of Re.1/- each)								
(a)	Basic	4.79	4.67	3.44	17.04	4.80	4.67	3.42	16.97
(b)	Diluted	4.79	4.67	3.44	17.04	4.80	4.67	3.42	16.97

Notes:

- The above results which are published in accordance with Regulation 33 of the Securities and Exchange Board of India (Listing Obligations and Disclosure Requirements) Regulations, 2015, have been reviewed by the Audit Committee and approved by the Board of Directors at their meeting held on August 10, 2017. The statutory auditors have conducted a limited review of the above financial results. The financial results are in accordance with the Indian Accounting Standards (Ind-AS) as prescribed under Section 133 of the Companies Act, 2013.
- Segment information as per Ind-AS 108 on 'Operating Segments' is disclosed in Annexure-I.
- The Consolidated Financial Results have been prepared by consolidating the Company's unaudited quarterly result for the quarter ended June 30, 2017 with the unaudited quarterly result for the quarter ended June 30, 2017 of its Subsidiaries, KRBL DMCC, Dubai, UAE and K B Exports Private Limited, India.
- The statement has been prepared in accordance with the Companies (Indian Accounting Standard) Rules, 2015 (Ind AS) prescribed under Section 133 of the Companies Act, 2013 and other recognised accounting practices and policies to the extent applicable.
- In accordance with the provisions of Regulation 47 of the Securities and Exchange Board of India (Listing Obligations and Disclosure Requirements) Regulations, 2015, the Company has published extracts of Unaudited Consolidated Financial Results. The full financial results of KRBL Limited for the first quarter (Q1) ended June 30, 2017 are available on the BSE Limited (BSE) website (www.bseindia.com), National Stock Exchange of India Limited (NSE) website (www.nseindia.com) and on the Company's website (www.krblrice.com). The Key Standalone Financial Information is given below:-

Particulars	Three Months ended			Year ended
	30-06-2017	31-03-2017	30-06-2016	31-03-2017
	(Unaudited)	(Audited)	(Unaudited)	(Audited)
Turnover	87,704	91,390	72,492	315,394
Profit Before Tax (PBT)	16,458	15,975	10,385	53,928
Profit After Tax (PAT)	11,269	11,004	8,086	40,112

By Order of the Board
For KRBL Limited



(Signature)
Anoop Kumar Gupta
Joint Managing Director
DIN: 00030160



Place: Noida, Uttar Pradesh


Date: August 10, 2017

Annexure-I

Segment wise Revenue, Results, Assets and Liabilities
As per Regulation 33 of SEBI (Listing Obligations and Disclosure Requirements) Regulations, 2015

(Rupees in Lacs)

S. No.	Particulars	Standalone				Consolidated			
		Quarter Ended		Year Ended		Quarter Ended		Year Ended	
		30-06-2017 (Unaudited)	31-03-2017 (Audited)	30-06-2016 (Unaudited)	31-03-17 (Audited)	30-06-2017 (Unaudited)	31-03-2017 (Audited)	30-06-2016 (Unaudited)	31-03-17 (Audited)
1.	Segment Revenue								
a)	Agri	83,461	89,366	68,939	301,001	83,449	89,306	69,019	301,117
b)	Energy	5,145	3,710	4,476	15,196	5,145	3,710	4,476	15,196
	Total Segment Revenue	88,606	93,076	73,415	316,197	88,594	93,016	73,495	316,313
	Less: Inter Segment Revenue-Energy	1,410	1,738	1,264	1,410	1,410	1,738	1,264	1,410
	Net Segment Revenue	87,196	91,338	72,151	314,787	87,184	91,278	72,231	314,903
2.	Segment Result								
a)	Agri	16,460	14,652	10,036	52,434	16,481	14,631	9,991	52,265
b)	Energy	2,599	1,107	2,318	5,518	2,599	1,107	2,318	5,518
	Total Segment Result	19,059	15,759	12,354	57,952	19,080	15,738	12,309	57,783
	Less: i) Finance Cost	2,518	(300)	1,898	3,690	2,518	(300)	1,898	3,693
	Less: ii) Other Unallocable Expenditure (net of Unallocable Income)	83	84	71	334	83	84	71	334
	Total Profit Before Tax	16,458	15,975	10,385	53,928	16,479	15,954	10,340	53,756
3.	Segment Assets								
a)	Agri	240,079	264,897	219,698	264,897	243,754	268,557	223,599	268,557
b)	Energy	73,914	73,667	70,689	73,667	73,914	73,667	70,689	73,667
	Total	313,993	338,564	290,387	338,564	317,668	342,224	294,288	342,224
4.	Segment Liabilities								
a)	Agri	82,341	120,575	93,423	120,575	82,342	120,576	93,428	120,576
b)	Energy	22,567	22,095	15,786	22,095	22,567	22,095	15,786	22,095
	Total	104,908	142,670	109,209	142,670	104,909	142,671	109,214	142,671
	Secondary Segment Revenue								
a)	Agri								
	India	39,353	63,968	40,500	191,618	39,353	63,968	40,500	191,617
	Rest of World	44,108	25,398	28,439	109,383	44,096	25,338	28,519	109,500
	Sub-Total (a)	83,461	89,366	68,939	301,001	83,449	89,306	69,019	301,117
b)	Energy								
	India	5,145	3,710	4,476	15,196	5,145	3,710	4,476	15,196
	Rest of World	-	-	-	-	-	-	-	-
	Sub-Total (b)	5,145	3,710	4,476	15,196	5,145	3,710	4,476	15,196
	Total (a)+(b)	88,606	93,076	73,415	316,197	88,594	93,016	73,495	316,313
	Less: Inter-Segment Revenue - Energy	1,410	1,738	1,264	1,410	1,410	1,738	1,264	1,410
	Secondary Segment Revenue	87,196	91,338	72,151	314,787	87,184	91,278	72,231	314,903



VINOD KUMAR BINDAL & CO.
CHARTERED ACCOUNTANTS

Shiv Sushil Bhawan
D-219, Vivek Vihar-1, New Delhi - 110095
Ph.: 011-22140980, 22153569,
22144941 Fax: 22140162
E-mail: vkbindal_delhi@yahoo.co.in



503, Dalamal Chambers,
29, New Marine Lines, Mumbai - 400 020
Telefax : 022-22091075, 22091076
E-mail : vkbindal_mumbai@yahoo.co.in

Limited Review Report

To
The Board of Directors
KRBL Limited
5190, Lahori Gate,
Delhi-110006

Sir,

We have reviewed the accompanying statement of unaudited Standalone financial results of **KRBL Limited** (hereinafter referred to as "the Company") for the quarter ended **30th June 2017**, being submitted by the Company pursuant to the requirements of Regulation 33 of the SEBI (Listing Obligations and Disclosure Requirements) Regulations, 2015 (hereinafter referred to as "the SEBI Listing Regulations"), read with Circular No. CIR/CFD/FAC/62/2016 dated 5th July, 2016.

This statement is the responsibility of the Company's Management and has been approved by the Board of Directors. Our responsibility is to issue a report on the statement based on our review.

We conducted our review in accordance with the Standard on Review Engagement (SRE) 2410, "Review of Interim Financial Information Performed by the Independent Auditors of the Entity" issued by the Institute of Chartered Accountants of India. This standard requires that we plan and perform the review to obtain moderate assurance as to whether the financial statements are free of material misstatement. A review is limited primarily to inquiries of company personnel and analytical procedures applied to financial data and thus provide less assurance than an audit. We have not performed an audit and accordingly, we do not express an audit opinion.

Based on our review conducted as above, nothing has come to our attention that causes us to believe that the accompanying statement of unaudited Standalone financial results prepared in accordance with applicable accounting standards and other recognised accounting practices and policies has not disclosed the information required to be disclosed in terms of Regulation 33 of the SEBI Listing Regulations, 2015, read with Circular No. CIR/CFD/FAC/62/2016 dated 5th July, 2016, including the manner in which it is to be disclosed, or that it contains any material misstatement.

Place: New Delhi
Date : 10/08/2017



For Vinod Kumar Bindal & Co.
Chartered Accountants
Firm Registration No. 003820N

(Vinod Kumar Bindal)
Proprietor
M.No. - 080668

VINOD KUMAR BINDAL & CO.

CHARTERED ACCOUNTANTS

Shiv Sushil Bhawan
D-219, Vivek Vihar-1, New Delhi - 110095
Ph.: 011-22140980, 22153569,
22144941 Fax: 22140162
E-mail: vkbindal_delhi@yahoo.co.in



503, Dalamal Chambers,
29, New Marine Lines, Mumbai - 400 020
Telefax : 022-22091075, 22091076
E-mail : vkbindal_mumbai@yahoo.co.in

Limited Review Report

To
The Board of Directors
KRBL Limited
5190, Lahori Gate,
Delhi-110006

Sir,

We have reviewed the accompanying statement of unaudited Consolidated financial results of **KRBL Limited** (hereinafter referred to as "the Holding Company") and its subsidiaries (the Holding Company and its subsidiaries together referred to as "the Group") for the quarter ended **30th June 2017**, being submitted by the Company pursuant to the requirements of Regulation 33 of the SEBI (Listing Obligations and Disclosure Requirements) Regulations, 2015 (hereinafter referred to as "the SEBI Listing Regulations"), read with Circular No. CIR/CFD/FAC/62/2016 dated 5th July, 2016.

This statement is the responsibility of the Holding Company's Management and has been approved by the Board of Directors. Our responsibility is to issue a report on the statement based on our review.

We conducted our review in accordance with the Standard on Review Engagement (SRE) 2410, "*Review of Interim Financial Information Performed by the Independent Auditors of the Entity*" issued by the Institute of Chartered Accountants of India. This standard requires that we plan and perform the review to obtain moderate assurance as to whether the financial statements are free of material misstatement. A review is limited primarily to inquiries of company personnel and analytical procedures applied to financial data and thus provide less assurance than an audit. We have not performed an audit and accordingly, we do not express an audit opinion.

Based on our review conducted as above, nothing has come to our attention that causes us to believe that the accompanying statement of unaudited



consolidated financial results prepared in accordance with applicable accounting standards and other recognised accounting practices and policies has not disclosed the information required to be disclosed in terms of Regulation 33 of the SEBI Listing Regulations, 2015, read with Circular No. CIR/CFD/FAC/62/2016 dated 5th July, 2016, including the manner in which it is to be disclosed, or that it contains any material misstatement.

For Vinod Kumar Bindal
& Co.

Chartered Accountants
Firm Registration No.
003820N



Vinod Bindal

(Vinod Kumar Bindal)
Proprietor
M.No. - 80668

Place: New Delhi
Date : 10/08/2017

KRBL LIMITED

Regd. Office: 5190, Lahori Gate, Delhi-110006

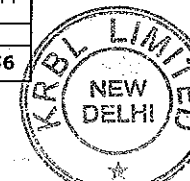

CIN: L01111DL1993PLC052845, Email: investor@krblindia.com, website: www.krblrice.com, Tel.: +91-11-23968328, Fax: +91-11-23968327

STATEMENT OF UNAUDITED FINANCIAL RESULTS OF KRBL LIMITED FOR THE QUARTER ENDED JUNE 30, 2017

PART I

(Rs. in Lacs except per share data)

S. No.	Particulars	Standalone				Consolidated			
		Quarter Ended		Year Ended		Quarter Ended		Year Ended	
		30-06-2017 (Unaudited)	31-03-2017 (Audited)	30-06-2016 (Unaudited)	31-03-2017 (Audited)	30-06-2017 (Unaudited)	31-03-2017 (Audited)	30-06-2016 (Unaudited)	31-03-2017 (Audited)
1.	Income from Operations								
(a)	Income from Operations	87,196	91,338	72,151	314,787	87,184	91,278	72,231	314,903
(b)	Other Income	508	52	341	607	706	162	442	1,028
	Total Income from Operations (Net)	87,704	91,390	72,492	315,394	87,890	91,440	72,673	315,931
2.	Expenses								
(a)	Cost of Materials Consumed	51,326	80,073	59,092	247,091	51,326	80,073	59,092	247,091
(b)	Purchase of Stock-in-Trade	225	(74)	609	1,797	225	(74)	609	1,797
(c)	Changes in Inventories of Finished Goods, Work-in-Progress and Stock-in-Trade	7,311	(14,658)	(7,642)	(26,065)	7,305	(14,712)	(7,555)	(25,938)
(d)	Employee Benefits Expense	1,738	1,823	1,619	6,989	1,791	1,869	1,654	7,154
(e)	Finance Costs	2,777	135	2,361	5,482	2,777	135	2,361	5,484
(f)	Depreciation and Amortisation Expense	1,748	1,726	1,372	6,135	1,756	1,728	1,374	6,142
(g)	Other Expenses	6,121	6,390	4,696	20,037	6,231	6,467	4,798	20,445
	Total Expenses	71,246	75,415	62,107	261,466	71,411	75,486	62,333	262,175
3.	Profit from Operations before Exceptional Items and Tax(1-2)	16,458	15,975	10,385	53,928	16,479	15,954	10,340	53,756
4.	Exceptional Items	-	-	-	-	-	-	-	-
5.	Profit before Tax (3+4)	16,458	15,975	10,385	53,928	16,479	15,954	10,340	53,756
6.	Tax Expense								
(a)	Current Tax	4,915	4,648	676	11,396	4,915	4,648	676	11,396
(b)	Deferred Tax	274	323	1,623	2,420	274	323	1,623	2,420
	Total Tax Expense	5,189	4,971	2,299	13,816	5,189	4,971	2,299	13,816
7.	Net Profit after Tax (5-6)	11,269	11,004	8,086	40,112	11,290	10,983	8,041	39,940
	Other Comprehensive Income								
	Items that will not be reclassified to profit or loss	(34)	(128)	-	(128)	(34)	(128)	-	(128)
	Income Tax relating to Items that will not be reclassified to profit or loss	10	44	-	44	10	44	-	44
	Total Comprehensive Income (7+8)	11,245	10,920	8,086	40,028	11,266	10,899	8,041	39,856



S. No.	Particulars	Standalone				Consolidated			
		Quarter Ended			Year Ended	Quarter Ended			Year Ended
		30-06-2017	31-03-2017	30-06-2016	31-03-2017	30-06-2017	31-03-2017	30-06-2016	31-03-2017
		(Unaudited)	(Audited)	(Unaudited)	(Audited)	(Unaudited)	(Audited)	(Unaudited)	(Audited)
8.	Paid-up Equity Share Capital (Face value of Re.1/- each)	2,354	2,354	2,354	2,354	2,354	2,354	2,354	2,354
9.	Earning per Equity Share (Face value of Re.1/- each)								
(a)	Basic	4.79	4.67	3.44	17.04	4.80	4.67	3.42	16.97
(b)	Diluted	4.79	4.67	3.44	17.04	4.80	4.67	3.42	16.97

Notes:

- The above results which are published in accordance with Regulation 33 of the Securities and Exchange Board of India (Listing Obligations and Disclosure Requirements) Regulations, 2015, have been reviewed by the Audit Committee and approved by the Board of Directors at their meeting held on August 10, 2017. The statutory auditors have conducted a limited review of the above financial results. The financial results are in accordance with the Indian Accounting Standards (Ind-AS) as prescribed under Section 133 of the Companies Act, 2013.
- Segment information as per Ind-AS 108 on 'Operating Segments' is disclosed in Annexure-I.
- The Consolidated Financial Results have been prepared by consolidating the Company's unaudited quarterly result for the quarter ended June 30, 2017 with the unaudited quarterly result for the quarter ended June 30, 2017 of its Subsidiaries, KRBL DMCC, Dubai, UAE and K B Exports Private Limited, India.
- The statement has been prepared in accordance with the Companies (Indian Accounting Standard) Rules, 2015 (Ind AS) prescribed under Section 133 of the Companies Act, 2013 and other recognised accounting practices and policies to the extent applicable.
- In accordance with the provisions of Regulation 47 of the Securities and Exchange Board of India (Listing Obligations and Disclosure Requirements) Regulations, 2015, the Company has published extracts of Unaudited Consolidated Financial Results. The full financial results of KRBL Limited for the first quarter (Q1) ended June 30, 2017 are available on the BSE Limited (BSE) website (www.bseindia.com), National Stock Exchange of India Limited (NSE) website (www.nseindia.com) and on the Company's website (www.krblrice.com). The Key Standalone Financial Information is given below:-

Particulars	Three Months ended			Year ended
	30-06-2017	31-03-2017	30-06-2016	31-03-2017
	(Unaudited)	(Audited)	(Unaudited)	(Audited)
Turnover	87,704	91,390	72,492	315,394
Profit Before Tax (PBT)	16,458	15,975	10,385	53,928
Profit After Tax (PAT)	11,269	11,004	8,086	40,112

By Order of the Board
For KRBL Limited



(Signature)
Anoop Kumar Gupta
Joint Managing Director
DIN: 00030160



Place: Noida, Uttar Pradesh

Date: August 10, 2017

Annexure-I

Segment wise Revenue, Results, Assets and Liabilities
As per Regulation 33 of SEBI (Listing Obligations and Disclosure Requirements) Regulations, 2015

(Rupees in Lacs)

S. No.	Particulars	Standalone				Consolidated			
		Quarter Ended		Year Ended		Quarter Ended		Year Ended	
		30-06-2017	31-03-2017	30-06-2016	31-03-17	30-06-2017	31-03-2017	30-06-2016	31-03-17
		(Unaudited)	(Audited)	(Unaudited)	(Audited)	(Unaudited)	(Audited)	(Unaudited)	(Audited)
1.	Segment Revenue								
a)	Agri	83,461	89,366	68,939	301,001	83,449	89,306	69,019	301,117
b)	Energy	5,145	3,710	4,476	15,196	5,145	3,710	4,476	15,196
	Total Segment Revenue	88,606	93,076	73,415	316,197	88,594	93,016	73,495	316,313
	Less: Inter Segment Revenue-Energy	1,410	1,738	1,264	1,410	1,410	1,738	1,264	1,410
	Net Segment Revenue	87,196	91,338	72,151	314,787	87,184	91,278	72,231	314,903
2.	Segment Result								
a)	Agri	16,460	14,652	10,036	52,434	16,481	14,631	9,991	52,265
b)	Energy	2,599	1,107	2,318	5,518	2,599	1,107	2,318	5,518
	Total Segment Result	19,059	15,759	12,354	57,952	19,080	15,738	12,309	57,783
	Less: i) Finance Cost	2,518	(300)	1,898	3,690	2,518	(300)	1,898	3,693
	Less: ii) Other Unallocable Expenditure (net of Unallocable Income)	83	84	71	334	83	84	71	334
	Total Profit Before Tax	16,458	15,975	10,385	53,928	16,479	15,954	10,340	53,756
3.	Segment Assets								
a)	Agri	240,079	264,897	219,698	264,897	243,754	268,557	223,599	268,557
b)	Energy	73,914	73,667	70,689	73,667	73,914	73,667	70,689	73,667
	Total	313,993	338,564	290,387	338,564	317,668	342,224	294,288	342,224
4.	Segment Liabilities								
a)	Agri	82,341	120,575	93,423	120,575	82,342	120,576	93,428	120,576
b)	Energy	22,567	22,095	15,786	22,095	22,567	22,095	15,786	22,095
	Total	104,908	142,670	109,209	142,670	104,909	142,671	109,214	142,671
	Secondary Segment Revenue								
a)	Agri								
	India	39,353	63,968	40,500	191,618	39,353	63,968	40,500	191,617
	Rest of World	44,108	25,398	28,439	109,383	44,096	25,338	28,519	109,500
	Sub-Total (a)	83,461	89,366	68,939	301,001	83,449	89,306	69,019	301,117
b)	Energy								
	India	5,145	3,710	4,476	15,196	5,145	3,710	4,476	15,196
	Rest of World	-	-	-	-	-	-	-	-
	Sub-Total (b)	5,145	3,710	4,476	15,196	5,145	3,710	4,476	15,196
	Total (a)+(b)	88,606	93,076	73,415	316,197	88,594	93,016	73,495	316,313
	Less: Inter-Segment Revenue - Energy	1,410	1,738	1,264	1,410	1,410	1,738	1,264	1,410
	Secondary Segment Revenue	87,196	91,338	72,151	314,787	87,184	91,278	72,231	314,903

