

By E-filing

REF:TEIL:SE:

Date: 10th August, 2017

The Deputy General Manager Department of Corporate Services, BSE Limited 1 st Floor, New Trading Ring, Rotunda Building, P.J. Tower, Dalal Street, Fort, MUMBAI - 400 001	The Asst. Vice President, Listing Department National Stock Exchange of India Ltd., Exchange Plaza, 5th Floor, Plot No. C/1, G Block, Bandra-Kurla Complex, Bandra (E), MUMBAI - 400 051
STOCK CODE: 532356	STOCK CODE: TRIVENI
Sub: Outcome of the Board Meeting held on August 10, 2017	

Dear Sirs,

This is to inform you that the Board of Directors of the Company at their meeting held today i.e. August 10, 2017, has:

1. Considered and approved the Unaudited Financial Results (stand-alone and consolidated) for the 1st quarter ended June 30, 2017.

The said stand-alone and consolidated financial results together with Limited Review Reports of M/s J.C. Bhalla & Co., Chartered Accountants, Statutory Auditors of the Company thereon and the Newspaper publication issued by the Company are enclosed.

2. Declared an Interim Dividend of 25% i.e. Re.0.25 per fully paid-up equity share of Re.1/- each of the Company for the financial year 2017-18 and the same shall be paid to those equity shareholders of the Company whose names appear in the Register of Members of the Company or in the records of the Depositories as beneficial owners as on **Wednesday, 23rd August, 2017**, which is the **Record Date** fixed for the said purpose.

The said interim dividend shall be paid to the equity shareholders of the Company on and from 31st August, 2017.

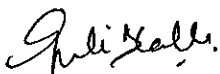
The meeting of the Board commenced at 12.00 Noon and concluded at 4.30 p.m.

You are requested to please take the above on record and disseminate to all concern.

Thanking you,

Yours faithfully,

For Triveni Engineering & Industries Ltd.,



GEETA BHALLA
Group Vice President &
Company Secretary

Encl: As above

J. C. BHALLA & CO.
CHARTERED ACCOUNTANTS

BRANCH OFFICE : B-5, SECTOR-6, NOIDA - 201301 (U.P.)
TEL. : 91 - 120 - 4241000, FAX : 91 - 11 - 4241007
E-MAIL : taxaid@vsnl.com

Limited Review Report

Review Report to


The Board of Directors
Triveni Engineering & Industries Ltd
Noida

1. We have reviewed the accompanying Statement of Standalone Unaudited Financial Results of Triveni Engineering & Industries Limited ("the Company") for the quarter ended June 30, 2017 ("the Statement") being submitted by the Company pursuant to the requirement of Regulation 33 of the SEBI (Listing Obligations and Disclosure Requirements) Regulations, 2015, as modified by Circular No. CIR/CFD/FAC/62/2016 dated July 5, 2016. This Statement, which is the responsibility of the Company's Management and approved by the Board of Directors, has been prepared in accordance with the recognition and measurement principles laid down in the Indian Accounting Standard 34 "Interim Financial Reporting" ("Ind AS 34") prescribed under Section 133 of the Companies Act, 2013 read with relevant rules issued thereunder and other accounting principles generally accepted in India. Our responsibility is to issue a report on the Statement based on our review.
2. We conducted our review of the Statement in accordance with the Standard on Review Engagement (SRE) 2410, "Review of Interim Financial Information performed by the Independent Auditor of the Entity" issued by the Institute of Chartered Accountants of India. A review of Interim financial information consists of making inquiries, primarily of persons responsible for financial and accounting matters and applying analytical and other review procedures. A review is substantially less in scope than an audit conducted in accordance with Standards of Auditing and consequently does not enable us to obtain assurance that we would become aware of all significant matters that might be identified in an audit. Accordingly, we do not express an audit opinion.
3. Based on our review conducted as above, nothing has come to our attention that causes us to believe that the accompanying statement of unaudited financial results, prepared in accordance with applicable accounting standards and other recognized accounting practices and policies, has not disclosed the information required to be disclosed in terms of Regulation 33 of the SEBI (Listing Obligations and Disclosure Requirements) Regulations, 2015, as modified by Circular No. CIR/CFD/FAC/62/2016 dated July 5, 2016, including the manner in which it is to be disclosed, or that it contains any material misstatement.
4. We did not review the Financial Results of three branches of the Company considered in the preparation of the Statement and which constitute total revenue of ₹ 4868 lakhs and net loss before tax of ₹ 442 lakhs for the quarter ended June 30, 2017. These Financial Results and other financial information have been reviewed by other auditor whose reports have been furnished to us. Our conclusion on the Statement, to the extent they relate to these branches, is based solely on the reports of the other auditor.

For J C Bhalla & Company
Chartered Accountants
Firm Registration No. 001111N

(Sudhir Mallick)
Partner
Membership No. 80051

Place : Noida
Date :




TRIVENI ENGINEERING & INDUSTRIES LIMITED
Regd. Office : Deoband, Distt. Saharanpur, Uttar Pradesh 247 554
Corp. Office : 15-16 Express Trade Towers, 8th Floor, Sector-16A, Noida, U.P - 201 301
CIN : L15421UP1932PLC022174

Statement of Standalone Unaudited Financial Results for the Quarter Ended June 30, 2017

(₹ in lakhs, except per share data)

Particulars	3 Months Ended			Year Ended
	30-Jun-17 (Unaudited)	31-Mar-17 (Audited) (refer note 3)	30-Jun-16 (Unaudited)	31-Mar-17 (Audited)
1 Revenue from operations	84,429	93,751	63,017	296,687
2 Other income	240	1,016	717	3,037
Total income	84,669	94,767	63,734	299,724
3 Expenses				
(a) Cost of materials consumed	17,374	122,392	5,299	206,446
(b) Purchases of stock-in-trade	366	518	338	1,537
(c) Changes in inventories of finished goods, stock-in-trade and work-in-progress	43,487	(72,796)	39,580	(23,951)
(d) Excise duty on sale of goods	4,168	4,305	2,931	14,232
(e) Employee benefits expense	4,461	5,202	3,871	18,771
(f) Finance costs	3,679	3,258	3,933	12,656
(g) Depreciation and amortisation expense	1,374	1,618	1,317	5,721
(h) Off-season expenses (net) (refer note 2)	(4,505)	8,402	(4,685)	-
(i) Other expenses	6,122	8,825	5,454	27,493
Total Expenses	76,526	81,724	58,038	262,905
4 Profit from continuing operations before exceptional items and tax	8,143	13,043	5,696	36,819
5 Exceptional items (net) - income/ (expense)	-	(8,547)	-	(8,547)
6 Profit from continuing operations before tax	8,143	4,496	5,696	28,272
7 Tax Expense				
(a) Current tax	1,768	2,336	-	2,336
(b) Deferred tax	556	(3,566)	1,416	2,580
Total tax expense	2,324	(1,230)	1,416	4,916
8 Profit from continuing operations after tax	5,819	5,726	4,280	23,356
9 Profit/(loss) from discontinued operations	-	-	-	-
10 Tax expense of discontinued operations	-	-	-	-
11 Profit/(loss) from discontinued operations (after tax)	-	-	-	-
12 Profit for the period	5,819	5,726	4,280	23,356
13 Other comprehensive income				
A (i) Items that will not be reclassified to profit or loss	-	(718)	32	(686)
A (ii) Income tax relating to items that will not be reclassified to profit or loss	-	(237)	-	(237)
B (i) Items that will be reclassified to profit or loss	-	-	-	-
B (ii) Income tax relating to items that will be reclassified to profit or loss	-	-	-	-
Other comprehensive income for the period, net of tax	-	(481)	32	(449)
14 Total comprehensive income for the period	5,819	5,245	4,312	22,907
15 Paid up Equity Share Capital (face value ₹ 1/-)	2,579	2,579	2,579	2,579
16 Other Equity				75,188
17 Earnings per share of ₹ 1/- each (not annualised)				
(a) Basic (in ₹)	2.26	2.22	1.66	9.06
(b) Diluted (in ₹)	2.26	2.22	1.66	9.06

See accompanying notes to the standalone financial results

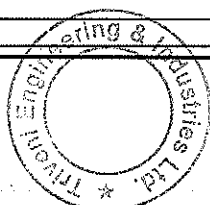


TRIVENI ENGINEERING & INDUSTRIES LIMITED

Standalone Segment wise revenue, results, assets and liabilities

(₹ in lakhs)

Particulars	3 Months Ended			Year Ended
	30-Jun-17 (Unaudited)	31-Mar-17 (Audited)	30-Jun-16 (Unaudited)	31-Mar-17 (Audited)
1 Segment Revenue				
(a) Sugar Businesses				
Sugar	75,906	84,303	54,122	261,079
Co-Generation	3,610	10,279	1,110	18,261
Distillery	4,201	3,828	4,815	16,796
	83,717	98,410	60,047	296,136
(b) Engineering Businesses				
Gears	1,391	3,825	1,754	9,216
Water	3,489	6,621	3,851	18,123
	4,880	10,446	5,605	27,339
(c) Others	1,307	1,621	1,208	5,618
Total Segment revenue	89,904	110,477	66,860	329,093
Less : Inter segment revenue	5,475	16,726	3,843	32,406
Total Revenue from operations	84,429	93,751	63,017	296,687
2 Segment Results				
(a) Sugar Businesses				
Sugar	10,545	11,340	6,887	36,492
Co-Generation	1,370	3,601	564	6,942
Distillery	240	1,760	1,295	4,657
	12,155	16,701	8,746	48,091
(b) Engineering Businesses				
Gears	94	1,041	180	1,802
Water	(329)	(226)	(106)	(275)
	(235)	815	74	1,527
(c) Others	(16)	-	5	31
Total Segment results	11,904	17,516	8,825	49,649
Less :				
(i) Finance costs	3,679	3,258	3,933	12,656
(ii) Exceptional items (net) - (income)/expense	-	8,547	-	8,547
(iii) Other unallocable expenditure net of unallocable income	82	1,215	(804)	174
Total Profit before tax	8,143	4,496	5,696	28,272
3 Segment Assets				
(a) Sugar Businesses				
Sugar	172,378	225,999	174,755	225,999
Co-Generation	14,471	17,940	18,874	17,940
Distillery	16,225	17,027	16,838	17,027
	203,074	260,966	210,467	260,966
(b) Engineering Businesses				
Gears	11,532	12,292	12,603	12,292
Water	21,609	21,590	20,335	21,590
	33,141	33,882	32,938	33,882
(c) Others	2,185	2,383	2,502	2,383
Total Segments Assets	238,400	297,231	245,907	297,231
Add : Unallocable assets	8,163	7,958	11,258	7,958
Total Assets	246,563	305,189	257,165	305,189
4 Segment Liabilities				
(a) Sugar Businesses				
Sugar	9,368	36,133	39,015	36,133
Co-Generation	293	356	1,260	356
Distillery	366	979	1,157	979
	10,027	37,468	41,432	37,468
(b) Engineering Businesses				
Gears	1,871	1,864	1,853	1,864
Water	9,425	10,025	8,666	10,025
	11,296	11,889	10,519	11,889
(c) Others	1,843	1,963	2,163	1,963
Total Segments Liabilities	23,166	51,320	54,114	51,320
Add : Unallocable liabilities	139,811	176,102	143,849	176,102
Total Liabilities	162,977	227,422	197,963	227,422




TRIVENI ENGINEERING & INDUSTRIES LIMITED

Notes to the Standalone Financial Results for the Quarter Ended June 30, 2017

1. In view of the seasonality of the Sugar Business, the performance results may vary from quarter to quarter.
2. For the purpose of quarterly financial results, off-season expenses of sugar and co-generation units have been deferred for inclusion in the cost of production of the relevant products to be produced in the remaining part of the year.
3. The figures for the quarter ended 31st March 2017 are the balancing figures between the audited figures in respect of the full financial year ended on that date and published year to date figures upto the third quarter of the said financial year.
4. The Board of Directors has approved payment of interim dividend of 25% (₹ 0.25 per equity share of ₹ 1/- each) for the financial year 2017-18 ending March 31, 2018.
5. The above results were reviewed and recommended for adoption by the Audit Committee and approved by the Board of Directors of the Company at their respective meetings held on 10 August 2017. The statutory auditors have carried out a limited review of the above financial results.

For Triveni Engineering & Industries Limited



A handwritten signature in black ink, appearing to read 'D Sawhney', written over a horizontal line.

Dhruv M. Sawhney
Chairman & Managing Director

Place : Noida
Date : August 10, 2017

J. C. BHALLA & CO.
CHARTERED ACCOUNTANTS

BRANCH OFFICE : B-5, SECTOR-6, NOIDA - 201301 (U.P.)
TEL. : 91 - 120 - 4241000, FAX : 91 - 11 - 4241007
E-MAIL : taxaid@vsnl.com

Limited Review Report

Review Report to

The Board of Directors
Triveni Engineering & Industries Ltd
Noida

1. We have reviewed the accompanying Statement of Consolidated Unaudited Financial Results ("the Statement") of Triveni Engineering & Industries Ltd ("the Company") and its subsidiaries (together referred to as "the Group") and its associates for the quarter ended June 30, 2017, being submitted by the Company pursuant to the requirement of Regulation 33 of the SEBI (Listing Obligations and Disclosure Requirements) Regulations, 2015, as modified by Circular No. CIR/CFD/FAC/62/2016 dated July 5, 2016. This Statement, which is the responsibility of the Company's Management and approved by the Board of Directors, has been prepared in accordance with the recognition and measurement principles laid down in the Indian Accounting Standard 34 "Interim Financial Reporting" ("Ind AS 34") prescribed under Section 133 of the Companies Act, 2013 read with relevant rules issued thereunder and other accounting principles generally accepted in India. Our responsibility is to issue a report on the Statement based on our review.
2. We conducted our review of the Statement in accordance with the Standard on Review Engagement (SRE) 2410, "Review of Interim Financial Information performed by the Independent Auditor of the Entity" issued by the Institute of Chartered Accountants of India. A review of Interim financial information consists of making inquiries, primarily of persons responsible for financial and accounting matters and applying analytical and other review procedures. A review is substantially less in scope than an audit conducted in accordance with Standards of Auditing and consequently does not enable us to obtain assurance that we would become aware of all significant matters that might be identified in an audit. Accordingly, we do not express an audit opinion.
3. The Statement includes the Financial Results of the following entities:

Subsidiaries:

- a. Triveni Engineering Ltd
- b. Triveni Energy Systems Ltd
- c. Triveni Entertainment Ltd
- d. Triveni Sugar Ltd
- e. Savastida Projects Ltd
- f. Triveni Industries Ltd

Associates:

- a. Triveni Turbine Ltd
- b. Aqwise-Wise Water Technologies Ltd



HEAD OFFICE : B-17, Maharani Bagh, New Delhi - 110065 Tel. : +91-11-41551155

4. a. The Statement reflects, total revenues of ₹ 1 lakh and loss after tax of ₹ 1 lakh for the quarter ended June 30, 2017 of the subsidiaries and the Company's share of profit of ₹ 236 lakhs for the quarter ended June 30, 2017 relating to its associates. The accounts of the above mentioned Subsidiaries and associates are unaudited. Accordingly, our assurance on the Statement in so far as it relates to the amounts included in respect of above companies is based solely on the unaudited financial results which have been furnished to us.
- b. We did not review the Financial Results of three branches of the Company considered in the preparation of the Statement and which constitute total revenue of ₹ 4868 lakhs and net loss before tax of ₹ 442 lakhs for the quarter ended June 30, 2017. These Financial Results and other financial information have been reviewed by other auditor whose reports have been furnished to us. Our conclusion on the Statement, to the extent they relate to these branches, is based solely on the reports of the other auditor.
5. Based on our review conducted as above, nothing has come to our attention that causes us to believe that the accompanying statement of unaudited financial results, prepared in accordance with applicable accounting standards and other recognized accounting practices and policies, has not disclosed the information required to be disclosed in terms of Regulation 33 of the SEBI (Listing Obligations and Disclosure Requirements) Regulations, 2015, as modified by Circular No. CIR/CFD/FAC/62/2016 dated July 5, 2016, including the manner in which it is to be disclosed, or that it contains any material misstatement.

For J C Bhalla & Company
Chartered Accountants
Firm Registration No. 001111N


(Sudhir Mallick)

Partner
Membership No.80051

Place : Noida

Date : Aug 10, 2017



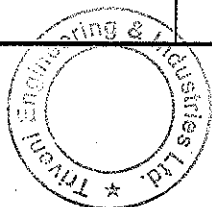
TRIVENI ENGINEERING & INDUSTRIES LIMITED
Regd. Office : Deoband, Distt. Saharanpur, Uttar Pradesh 247 554
Corp. Office : 15-16 Express Trade Towers, 8th Floor, Sector-16A, Noida, U.P - 201 301
CIN : L15421UP1932PLC022174

Statement of Consolidated Unaudited Financial Results for the Quarter Ended June 30, 2017

(₹ in lakhs, except per share data)

Particulars	3 Months Ended			Year Ended
	30-Jun-17 (Unaudited)	31-Mar-17 (Audited) (refer note 3)	30-Jun-16 (Unaudited)	31-Mar-17 (Audited)
1 Revenue from operations	84,429	93,751	63,017	296,687
2 Other income	239	1,016	717	2,713
Total income	84,668	94,767	63,734	299,400
3 Expenses				
(a) Cost of materials consumed	17,374	122,392	5,299	206,446
(b) Purchases of stock-in-trade	366	518	338	1,537
(c) Changes in inventories of finished goods, stock-in-trade and work-in-progress	43,487	(72,796)	39,580	(23,951)
(d) Excise duty on sale of goods	4,168	4,305	2,931	14,232
(e) Employee benefits expense	4,461	5,202	3,871	18,771
(f) Finance costs	3,679	3,258	3,933	12,656
(g) Depreciation and amortisation expense	1,374	1,618	1,317	5,721
(h) Off-season expenses (net) (refer note 2)	(4,505)	8,402	(4,685)	-
(i) Other expenses	6,122	8,826	5,455	27,497
Total Expenses	76,526	81,725	58,039	262,909
4 Profit from continuing operations before share of profit of associates, exceptional items and tax	8,142	13,042	5,695	36,491
5 Share of profit of associates	236	322	544	2,268
6 Profit from continuing operations before exceptional items and tax	8,378	13,364	6,239	38,759
7 Exceptional items (net) - income/(expense)	-	(8,547)	-	(8,547)
8 Profit from continuing operations before tax	8,378	4,817	6,239	30,212
9 Tax Expense				
(a) Current tax	1,768	2,337	-	2,337
(b) Deferred tax	556	(3,566)	1,416	2,580
Total tax expense	2,324	(1,229)	1,416	4,917
10 Profit from continuing operations after tax	6,054	6,046	4,823	25,295
11 Profit/(loss) from discontinued operations	-	-	-	-
12 Tax expense of discontinued operations	-	-	-	-
13 Profit/(loss) from discontinued operations (after tax)	-	-	-	-
14 Profit for the period	6,054	6,046	4,823	25,295
Profit for the period attributable to:				
(i) Owners of the Company	6,054	6,046	4,823	25,295
(ii) Non-controlling interests	-	-	-	-
15 Other comprehensive income				
A (i) Items that will not be reclassified to profit or loss	-	(745)	32	(714)
A (ii) Income tax relating to items that will not be reclassified to profit or loss	-	(237)	-	(237)
B (i) Items that will be reclassified to profit or loss	6	(2)	-	(2)
B (ii) Income tax relating to items that will be reclassified to profit or loss	-	-	-	-
Other comprehensive income for the period, net of tax	6	(510)	32	(479)
Other comprehensive income for the period, net of tax attributable to:				
(i) Owners of the Company	6	(510)	32	(479)
(ii) Non-controlling interests	-	-	-	-
16 Total comprehensive income for the period	6,060	5,536	4,855	24,816
Total comprehensive income for the period attributable to:				
(i) Owners of the Company	6,060	5,536	4,855	24,816
(ii) Non-controlling interests	-	-	-	-
17 Paid up Equity Share Capital (face value ₹ 1/-)	2,579	2,579	2,579	2,579
18 Other Equity	-	-	-	80,959
19 Earnings per share of ₹ 1/- each (not annualised)				
(a) Basic (in ₹)	2.35	2.34	1.87	9.81
(b) Diluted (in ₹)	2.35	2.34	1.87	9.81

See accompanying notes to the consolidated financial results



TRIVENI ENGINEERING & INDUSTRIES LIMITED

Consolidated Segment wise revenue, results, assets and liabilities

(₹ in lakhs)

Particulars	3 Months Ended			Year Ended
	30-Jun-17 (Unaudited)	31-Mar-17 (Audited)	30-Jun-16 (Unaudited)	31-Mar-17 (Audited)
1 Segment Revenue				
(a) Sugar Businesses				
Sugar	75,906	84,303	54,122	261,079
Co-Generation	3,610	10,279	1,110	18,261
Distillery	4,201	3,828	4,815	16,796
	83,717	98,410	60,047	296,136
(b) Engineering Businesses				
Gears	1,391	3,825	1,754	9,216
Water	3,489	6,621	3,851	18,123
	4,880	10,446	5,605	27,339
(c) Others	1,307	1,621	1,208	5,618
Total Segment revenue	89,904	110,477	66,860	329,093
Less : Inter segment revenue	5,475	16,726	3,843	32,406
Total Revenue from operations	84,429	93,751	63,017	296,687
2 Segment Results				
(a) Sugar Businesses				
Sugar	10,545	11,340	6,887	36,492
Co-Generation	1,370	3,601	564	6,942
Distillery	240	1,760	1,295	4,657
	12,155	16,701	8,746	48,091
(b) Engineering Businesses				
Gears	94	1,041	180	1,802
Water	(329)	(226)	(106)	(275)
	(235)	815	74	1,527
(c) Others	(16)	-	5	31
Total Segment results	11,904	17,516	8,825	49,649
Less :				
(i) Finance costs	3,679	3,258	3,933	12,656
(ii) Exceptional items (net) - (income)/expense	-	8,547	-	8,547
(iii) Share of profit/(loss) of associates	(236)	(322)	(544)	(2,268)
(iv) Other unallocable expenditure net of unallocable income	83	1,216	(803)	502
Total Profit before tax	8,378	4,817	6,239	30,212
3 Segment Assets				
(a) Sugar Businesses				
Sugar	172,378	225,999	174,755	225,999
Co-Generation	14,471	17,940	18,874	17,940
Distillery	16,225	17,027	16,838	17,027
	203,074	260,966	210,467	260,966
(b) Engineering Businesses				
Gears	11,532	12,292	12,603	12,292
Water	21,609	21,590	20,335	21,590
	33,141	33,882	32,938	33,882
(c) Others	2,185	2,383	2,502	2,383
Total Segment Assets	238,400	297,231	245,907	297,231
Add : Unallocable assets	13,976	13,530	15,179	13,530
Total Assets	252,376	310,761	261,086	310,761
4 Segment Liabilities				
(a) Sugar Businesses				
Sugar	9,368	36,133	39,015	36,133
Co-Generation	293	356	1,260	356
Distillery	366	979	1,157	979
	10,027	37,468	41,432	37,468
(b) Engineering Businesses				
Gears	1,871	1,864	1,853	1,864
Water	9,425	10,025	8,666	10,025
	11,296	11,889	10,519	11,889
(c) Others	1,843	1,963	2,163	1,963
Total Segment Liabilities	23,166	51,320	54,114	51,320
Add : Unallocable liabilities	139,612	175,903	143,648	175,903
Total Liabilities	162,778	227,223	197,762	227,223

TRIVENI ENGINEERING & INDUSTRIES LIMITED

Notes to the Consolidated Financial Results for the Quarter Ended June 30, 2017


1. In view of the seasonality of the Sugar Business, the performance results may vary from quarter to quarter.
2. For the purpose of quarterly financial results, off - season expenses of sugar and co-generation units have been deferred for inclusion in the cost of production of the relevant products to be produced in the remaining part of the year.
3. The figures for the quarter ended 31st March 2017 are the balancing figures between the audited figures in respect of the full financial year ended on that date and published year to date figures upto the third quarter of the said financial year.
4. The Board of Directors of Holding Company has approved payment of interim dividend of 25% (₹ 0.25 per equity share of ₹ 1/- each) for the financial year 2017-18 ending March 31, 2018.
5. The unaudited standalone results of the Company are available on the Company's website www.trivenigroup.com, website of BSE (www.bseindia.com) and NSE (www.nseindia.com). Summarised standalone financial performance of the Company is as under :

(₹ in lakhs)

Particulars	Quarter Ended			Year Ended
	30-Jun-17 (Unaudited)	31-Mar-17 (Audited)	30-Jun-16 (Unaudited)	31-Mar-17 (Audited)
Revenue from operations	84,429	93,751	63,017	296,687
Profit before tax	8,143	4,496	5,696	28,272
Profit after tax	5,819	5,726	4,280	23,356
Total comprehensive income	5,819	5,245	4,312	22,907


6. The above results were reviewed and recommended for adoption by the Audit Committee and approved by the Board of Directors of the Company at their respective meetings held on 10 August 2017. The statutory auditors have carried out a limited review of the above consolidated financial results.

For Triveni Engineering & Industries Limited



Dhruv M. Sawhney
Chairman & Managing Director

Place : Noida
Date : August 10, 2017



TRIVENI ENGINEERING & INDUSTRIES LTD.
 Regd. Office : Deoband, Distt. Saharanpur, Uttar Pradesh 247 554
 Corp. Office : 15-16 Express Trade Towers, 8th Floor, Sector-16A, Noida, U.P - 201 301
 Website : www.trivenigroup.com
 CIN : L15421UP1932PLC022174

(₹ in lakhs, except per share data)

Statement of Consolidated Financial Results for the Quarter Ended June 30, 2017

Particulars	Quarter Ended			Year Ended
	30/06/2017 Unaudited	31/03/2017 Audited	30/06/2016 Unaudited	31/03/2017 Audited
Total Income from Operations	84429	93751	63017	296687
Net Profit for the period before Tax and Exceptional items	8378	13364	6239	38759
Net Profit for the period before Tax (after Exceptional items)	8378	4817	6239	30212
Net Profit for the period after Tax (after Exceptional items, minority interest and share of Profit of Associates)	6054	6046	4823	25295
Total Comprehensive Income	6060	5536	4855	24816
Equity Share Capital	2579	2579	2579	2579
Other Equity	-	-	-	80959
Earnings per share of of ₹ 1/- each (not annualised)				
(a) Basic (in ₹)	2.35	2.34	1.87	9.81
(b) Diluted (in ₹)	2.35	2.34	1.87	9.81

Notes :

1. Summarised Standalone Financial Performance of the Company is as under :

Particulars	Quarter Ended			Year Ended
	30/06/2017 Unaudited	31/03/2017 Audited	30/06/2016 Unaudited	31/03/2017 Audited
Total Income from Operations	84429	93751	63017	296687
Profit before tax	8143	4496	5696	28272
Profit after tax	5819	5726	4280	23356
Total Comprehensive Income	5819	5245	4312	22907

2. The above is an extract of the detailed format of Financial Results for the Quarter ended June 30, 2017 filed with the Stock Exchanges under Regulation 33 of the SEBI (Listing and Other Disclosure Requirements) Regulations, 2015. The full format of the Financial Results for the Quarter ended June 30, 2017 are available on the Stock Exchange websites (www.bseindia.com and www.nseindia.com) and on Company's website www.trivenigroup.com.

3. The Board of Directors has approved payment of interim dividend of 25% (₹ 0.25 per equity share of ₹ 1/- each) for the financial year 2017-18 ending March 31, 2018.

for TRIVENI ENGINEERING & INDUSTRIES LIMITED



Dhruv M. Sawhney
Chairman & Managing Director

Place : Noida
Date : August 10, 2017

