



एनएचपीसी लिमिटेड
(भारत सरकार का उद्यम)

NHPC Limited
(A Government of India Enterprise)



संदर्भ सं./Ref. No. NH/CS/199

फोन/Phone : _____

दिनांक/Date : 28.08.2017

<p>Manager The Listing Department, M/s BSE Limited, Phiroze Jeejeebhoy Towers, Dalal Street, Mumbai-400001</p> <p>मैनेजर, लिस्टिंग विभाग, बीएसई लिमिटेड पि.जे. टावर्स, दलाल स्ट्रीट, मुंबई- 400 001 Scrip Code: 533098</p>	<p>General Manager The Listing Department M/s National Stock Exchange of India Limited, Exchange Plaza, Bandra Kurla Complex, Bandra (E), Mumbai- 400051</p> <p>महाप्रबंधक, लिस्टिंग विभाग, नेशनल स्टॉक एक्सचेंज ऑफ इंडिया लिमिटेड एक्सचेंज प्लाजा, बांद्रा कुर्ला कॉम्प्लेक्स, बांद्रा (ई), मुंबई - 400 051 Scrip Code: NHPC EQ</p>
--	--

ISIN No. INE848E01016

Sub: Intimation of the schedule Non Deal Road Show

विषय: गैर डील रोड शो (Non Deal Road Show) की अनुसूची की सूचना के संदर्भ में।

Sirs/महोदय,

In compliance to Regulation 30 read with Schedule III of SEBI (Listing Obligations and Disclosure Requirements) Regulations, 2015, it is to inform that company officials will participate in the Non-Deal Road Show organized by Deutsche Bank as per the below mentioned schedule:

Date/Day	Place
30 th August, 2017 - 31 st August, 2017 (Wednesday & Thursday)	Mumbai
1 st September, 2017 (Friday)	Chennai

Also, please find enclosed herewith presentation to be shared at "Non Deal Road Show".

A copy of the same presentation is also available at Company's website: www.nhpcindia.com.

This is for your record and information.

यह आपकी जानकारी और रिकॉर्ड के लिए है।

धन्यवाद।

भवदीय

(विजय गुप्ता)
कंपनी सचिव



Presentation Outline



1 NHPC Today

2 Hydropower scenario in India

3 Projects at Glance

4 Operational Highlights

5 Growth pipeline

6 Financial Highlights

7 Corporate Governance

8 CSR & Other Business Initiatives

Our Vision: To be a global leading organisation for sustainable development of clean power through competent, responsible and innovative values

Key investment highlights



- India's premier hydro power utility and a Scheduled A Mini Ratna Enterprise of the Government of India
- Full end to end capabilities from concept to commissioning including in-house design & engineering
- Regulated revenue model provides secured returns
- Strong cash flow generation
- Growth through capacity expansion and diversification
- Strong management team supported by highly skilled and committed workforce
- Responsible corporate citizen



NHPC-Today



Subansiri Lower Project



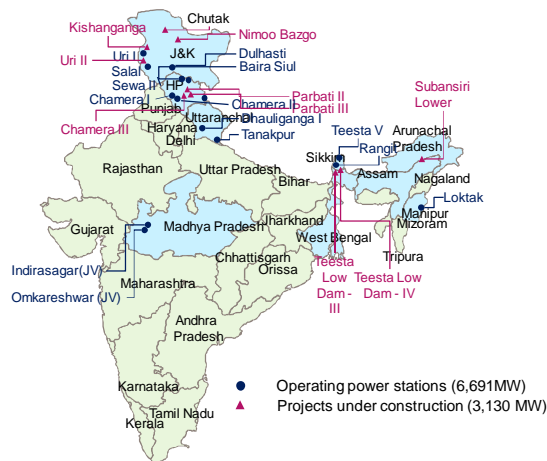
Teesta V, Sikkim

NHPC-Energising India With Hydropower

NHPC – Meeting India’s Hydropower Needs



- Incorporated in 1975 with authorised capital of Rs. 200 crore, the present authorised capital is Rs.15000 crore (Paid Up Capital Rs.10,259 crore)
- Mini-Ratna Category-I PSU (since Apr-08)
- Established track record, strong operational performance and in-house engineering capabilities
 - Involved across the entire chain of hydro power project development – from concept to commissioning
 - Presence across 9 states
 - 15% share of installed hydro-electric capacity in India (6,691 MW out of 44,478 MW)
 - Consultancy business
 - Exposure to international business opportunities



6,691 MW^(a) installed capacity through 22 power stations

(a) Including two projects of 1,520 MW from NHDC & One 50 MW Wind Power Project, Jaisalmer

Physical snapshot



- Installed Capacity**
 - Power stations under operation-20 nos (5,171 MW^(a))
 - Power stations with subsidiary (NHDC) – 2 nos (1520 MW)
 - Total operational projects – 22 nos (6,691 MW)
- Under Construction**
 - Projects under construction 3 nos (3,130 MW)
- Awaiting Clearances**
 - Projects awaiting clearances : –
 - Standalone – 5 nos (4,995 MW)
 - Joint Venture – 4 nos (2,934 MW)
 - Subsidiary – 1 nos (66 MW)
- Under Pipeline**
 - Projects under pipeline 3 nos (11,60 MW)

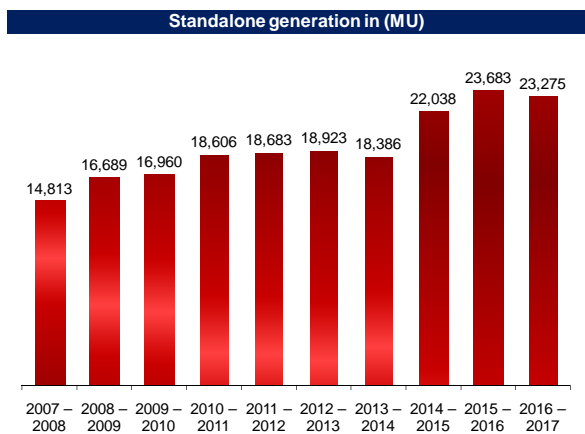
Summary of NHPC operational/upcoming capacity	
Status	Capacity (MW)
Operational Projects	6,691
Projects Under Construction	3,130
Projects Under Clearance	4,995
JV Projects Under Clearance	2,934
Subsidiaries Under Clearance	66
Projects Under Pipeline	1,160
Total	18,976

NHPC contribution is 15% of installed hydro power capacity (44,478 MW^(b)) on consolidated basis

NHPC has added seven hydro power station during the 12th Plan with Installed Capacity of 1,372 MW

(a) Including 50 MW Wind Power Project, Jaisalmer
(b) Source-CEAAs on 31.03.2017

NHPC 's Track Record – A Ten Year Digest



	Target FY17	Actual FY17
Country Generation	1,178 BU	1,159 BU
Share of Hydro Power	134 BU (11.37%)	122 BU (10.53%)
Share of NHPC Standalone	23,000 MU* (17.16%)	23,275 MU (19.06%)

* Very Good Target as per MOU

Nation Building Through Sustainable Power Development



Hydropower scenario in India



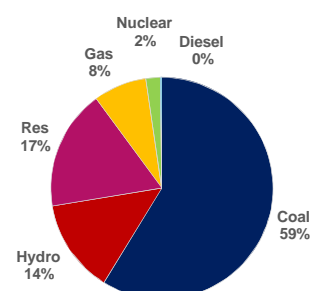
Hydropower Potential



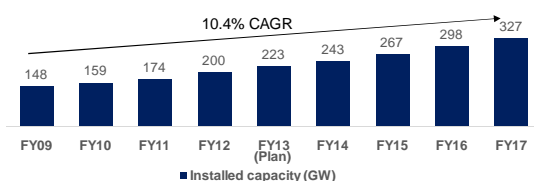
- Current installed hydropower capacity: 44,478 MW^(a) out of total installed capacity of 326,848 MW – which is 13.61%
- XI Plan - Target capacity addition -15,627 MW, Commissioned – 5,544 MW
- XII Plan Hydro Target: 10,897 MW, Commissioned – 5,479 MW

Hydropower accounts for 14% of total installed Capacity in India

Total installed Capacity 326,848 MW



Installed electricity generation capacity growing at a fast pace



Ideal hydro-thermal mix = 40:60 – Considerable potential for hydropower development

(a) As on 31.03.2017
Source: CEA

8

Reasons for favoring Hydropower Development



- Ideal for meeting demand during peak times
- Abundant hydro potential
- Improves grid stability and reliability
- Renewable source of energy
- Affordable and cost effective
- Environmentally benign source
- Additional benefits for storage schemes – flood moderation, irrigation, tourism etc
- Long Life – The first hydro project completed in 1897 at Darjeeling is still in operation
- Cost of generation is almost free from inflationary effect after the initial installation (raw material being water)

Region	Potential assessed above 25MW	Installed Capacity (MW)	Potential under development (MW)	Balance (MW)	Balance (%)
North Eastern	58,356	1,242	2,954	54,160	93%
Northern	52,263	18,527	4,899	28,837	55%
Eastern	10,680	4,718	1,446	4,516	42%
Western	8,131	5,552	400	2,179	27%
Southern	15,890	9,653	1,150	5,087	32%
Total	145,320	39,692*	10,849*	94,779	65%

*In addition to above 9 PSS (4786 MW) are under operation & 2 PSS (1,080MW) under construction
Source: CEA; web site as on 31.03.2017

9



Projects at Glance



NHPC – Projects in Operation



Rs. In Crore

S. No	NHPC Project & State	Installed Capacity (MW)	Design Energy (MU)	Year of comm.	Capital Cost as on 31.03.17	Tariff (17-18) (Rs./Kwh)	Type of the project
1	Baira Siul (3x60) Himachal Pradesh	180	779	1981 (Sep)	208	1.93	Run of River (ROR) with small pondage
2	Loktak, (3*35) Manipur	105	448	1983 (May)	180	3.85	Storage
3	Salal, (6x115) Jammu & Kashmir	690	3082	1987 (Nov)	972	2.29	ROR
4	Tanakpur, (3x40) Uttarakhand	94	452	1992 (Apr)	421	3.14	ROR
5	Chamera-I, (3x180) Himachal Pradesh	540	1665	1994 (Apr)	2094	2.22	Pondage
6	Uri-I, (4x120) Jammu & Kashmir	480	2587	1997 (Apr)	3441	2.08	ROR
7	Rangit, (3*20) Sikkim	60	339	2000 (Feb)	495	3.66	ROR with small pondage
8	Chamera-II, (3*100) Himachal Pradesh	300	1500	2004 (Feb)	2010	1.98	ROR with small pondage
9	Dhauliganga-I, (4x70) Uttarakhand	280	1135	2005 (Oct)	1754	3.02	ROR with small pondage.
10	Dulhasti, (3x130) Jammu & Kashmir	390	1907	2007 (Mar)	5217	6.07	ROR with small pondage

NHPC – Projects in Operation (Continued)



Rs. In Crore

S. No	NHPC Project & State	Installed Capacity (MW)	Design Energy (MU)	Year of comm.	Capital Cost as on 31.03.17	Tariff (17-18) (Rs./Kwh)	Type of the project
11	Teesta-V, (3x170) Sikkim	510	2573	2008 (Mar)	2776	2.32	ROR with small pondage
12	Sewa-II, (3x40) Jammu & Kashmir	120	534	2010 (Jun)	1156	4.53	ROR with small pondage
13	Chamera-III, (3*77) Himachal Pradesh	231	1108	2012 (Jun)	2141	4.25	ROR with small pondage
14	Chutak, (4x11) Jammu & Kashmir	44	213	2013 (Jan)	940	8.21	ROR
15	TLDP-III, (4x33) West Bengal	132	594	2013 (Mar)	2083	6.20	ROR with small pondage
16	Nimoo Bazgo, (3x15) Jammu & Kashmir	45	239	2013 (Jan)	1054	9.32	ROR with small pondage
17	Uri –II, (4x60) Jammu & Kashmir	240	1124	2014 (Feb)	2431	5.70	ROR
18	Parbati-III (4x130) Himachal Pradesh	520	701	2014 (May)	2746	5.48	ROR with small pondage
19	TLDP IV (4*40), West Bengal	160	720	2016 (Aug)	1,793 ^(a)	2.89	Run of River with small pondage
Total – A		5,121	21,700		33,912	3.38	

(a) Capital Cost as on COD

12

NHPC – Operational Projects with Subsidiary



Rs. In Crore

S. No	NHPC Project & State	Installed Capacity (MW)	Design Energy (MU)	Year of comm.	Capital Cost as on 31.03.17	Tariff (16-17) (Rs./Kwh)	Type of the project
1	Indrasagar, (8x125) Madhya Pradesh	1,000	1,629	2005 (March)	4,596	3.73	Storage
2	Omkareshwar, (8x65) Madhya Pradesh	520	754	2007 (Nov)	3,032	5.48	Storage
Total – B		1,520	2,383		7,628		

NHPC- Renewable Energy

S. No	NHPC Project & State	Installed Capacity (MW)	Design Energy (MU)	Year of comm.	Capital Cost as on 31.03.17	Tariff (16-17) (Rs./Kwh)	Type of the project
1	Lakhmana, Jaisalmer	50	94	2016 (Oct)	303	3.40 ^(a)	Wind Power Project
Total – C		50	94		303		
Grand Total (A+B+C)		6,691	24,176				

(a) Excluding GBI of Rs. 0.50 per unit & Renewable Energy Certificate

13



Operational Highlights

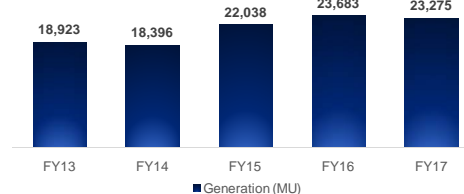


NHPC – Major Highlights 16-17

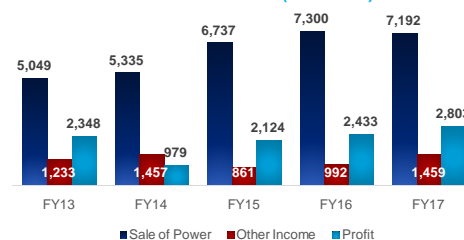


- ❖ Achieved generation of 23,275 MU during FY17 against corresponding very good MOU generation target of 23,000 MU.
- ❖ TLDP-IV (4X40) Power Project in West Bengal has been put under commercial operation w.e.f. 19th August 2016.
- ❖ NHPC has commissioned its first 50 MW Wind Power Project located at Lakhmana, Jaisalmer District in Rajasthan. Further, A Wind power purchase agreement (PPA) has also been signed with Rajasthan Government, NHPC Limited and INOX Limited on 28.09.2016 for 50 MW Wind Power Project in Jaisalmer, Rajasthan.
- ❖ First unit of (4X200) MW Parbati HE Project, Stage-II in Kullu, Himachal Pradesh has been successfully spun on 31.03.2017.
- ❖ NHPC Successfully completed its buyback of 81,13,47,977 number of equity shares @ Rs. 32.25 per share on March 31, 2017.
- ❖ Disinvestment of 11.45% of the paid up capital of the company through OFS by Govt. of India increasing free float market capitalization.
- ❖ NHPC paid highest ever interim dividend of Rs. 1,882 crore for the year 2016-17 as against total dividend of Rs. 1,661 crore for the year 2015-16. BoD has recommended final dividend of Rs.0.10/- per share.
- ❖ NHPC has signed a Contract Agreement for Renovation & Modernization of 180 MW Bairasiul Power Station, Himachal Pradesh on September 08,2016 with Bharat Heavy Electricals Limited (BHEL).
- ❖ PPA in respect of Kishanganga HE Project (330 MW), J&K has been signed on 11.08.2016 with Chhattisgarh State Power Distribution Company Ltd for a period of 35 years for 100 MW.

Physical Performance (standalone)



Financial Performance (standalone)



NHDC Ltd. (Subsidiary) – Snapshots : FY16-17

- Shareholding Pattern : 51:49 (NHPC : GoMP)
- Installed Capacity : 1,520 MW
- Design Energy : 2,383 MU
- Generation : 4,749 MU (FY17), 2,933 (FY16)
- PAF : 93.64% (FY17), 93.26% (FY16)
- Sales Revenue : Rs. 1,225 Crs. (FY17), 951 Crs (FY16)
- Profit : Rs. 929 Crs. (FY17), Rs. 639 Crs. (FY16)
- Secondary Energy : Rs. 208 Crs. (FY17), Rs. 31 Crs. (FY16)
- PAF Incentive : Rs. 40 Crs. (FY17), Rs. 36 Crs. (FY16)

Financial Performance


16

Growth pipeline

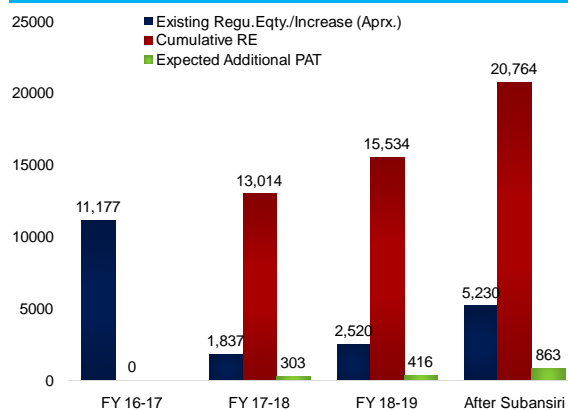
NHPC –Progressive Physical & Financial Schedule (Hydro)



Progressive Physical Chart



Progressive Financial Chart



All figures in Rs. Crore

(a) On a consolidated basis

18

NHPC –XIIth Plan CAPEX



F.Y	Amount (Rs. In Crore)	Remarks
2012-13	3,307	(Actual)
2013-14	3,219	(Actual)
2014-15	2,615	(Actual)
2015-16	2,793	(Actual)
2016-17	2,438	(Actual)



Summary of NHPC operational/upcoming capacity

Status	Capacity (MW)
Operational Projects	6,691
Projects Under Construction	3,130
Projects Under Clearance	4,995
JV Projects Under Clearance	2,934
Subsidiaries Under Clearance	66
Projects Under Pipeline	1,160
Total	18,976

Going Forward CAPEX is expected to be higher after resumption of active Construction works at Subansiri Lower Project and clearance of pipelined projects.

19

NHPC: Projects Under Construction



NHPC Project	Installed Capacity (MW)	Design Energy (MU)	Type of the project	CCEA Estimated Cost (Rs. Crore) (Price Level)	Anticipated Project Cost (Rs. Crore)	Provisional Project Expenditure till –March'17 (Rs. Crore)	Expected Commissioning Schedule
Subansiri Lower (250X8) Assam/ Ar. Pradesh	2,000	7,421	Run of River with pondage	6,285 (DEC 02)	17,435 (FEB 16)	9,139	Shall be finalized after resumption of works
Parbati II (200x4) Himachal Pradesh	800	3,109	Run of River with small pondage	3,920 (DEC 01)	8,399 (Mar 15)	6,191	FY 18-19 (Q-3)
Kishanganga (110x3) Jammu & Kashmir	330	1,350	Run of River with small pondage	3,642 (SEP 07)	5,751 (SEP 15)	4,818	FY 17-18 (Q-4)
Total-A	3,130	11,880		13,847	31,585	20,148	

20

NHPC Standalone Projects Under Clearance



S.No.	Projects	Installed Capacity (MW)	Design Energy (MUs)	Cost & PL (In Crore)	Status
1	Kotli Bhel-IA (3x65) (Uttarakhand)	195	1,025	2,092 (May 13)	In the PIB Meeting on 23rd Oct'13, project was recommended for investment subject to clearance from Hon'ble SC for Uttarakhand Projects. Decision of Hon'ble SC is awaited.
2	Teesta-IV (4x130) (Sikkim)	520	2,373	4,854 (May 16)	Ministry of Environment, Forest & Climate Change, Govt. of India has accorded Forest Clearance (stage-1) and Environment Clearance on 15.04.15 & 19.05.15 respectively. Updated DPR with reduction of Dam height by 10 meter prepared and submitted on 15.09.16. Concurrence meeting held on 02.05.17, wherein concurrence was recommended. Vetting of Final DPR is in progress.
3	Dibang (12x240) (Ar. Pradesh)	2880	11,223	25,913 (Jul 16)	All statutory Clearances have been received except Forest clearance for want of compliance under FRA 2006 and Basin Study Report which has been submitted and accepted. After receipt of Forest Clearance (Stage-I), the process for PIB / CCEA shall be initiated. PIB for pre investment activities circulated by MoP on 16.03.2017.
4	Tawang-I (3x200) (Ar. Pradesh)	600	2,963	6,173 (Dec 16)	All statutory clearances received except forest clearance (stage-II) for want of FRA Compliance. Approval of pre-investment activities by MoP accorded on 28.07.16
5	Tawang-II (4x200) (Ar. Pradesh)	800	3,622	7,588 (Sep 15)	Ministry of Environment, Forest & Climate Change, Govt. of India has accorded Forest Clearance (stage-1) and Environment Clearance on 15.04.15 & 19.05.15 respectively. Updated DPR with reduction of Dam height by 10 meter prepared and submitted on 15.09.16. Concurrence meeting held on 02.05.17, wherein concurrence was recommended. Vetting of Final DPR is in progress.
Total		4,995	21,206	46,620	

21

NHPC JV Projects Under Clearance



Projects Under JV					
S.No.	Projects	Installed Capacity (MW)	Design Energy (MUs)	Cost & PL (In Crore)	Status
1	Chenab valley Power Projects Ltd. (JV between NHPC (49%) JKSPDC (49%), & PTC (2%))				
i)	Pakal Dul (4x250) J&K	1,000	3,330	8,112 (Mar 13)	MoP vide letter dated 28.10.14 conveyed the Cabinet sanction for investment for Pakaldul . Bidding process for award is under progress.
ii)	Kiru (4x156) J&K	624	2,272	4,641 (Sep 14)	Appraisal of DPR accorded by CEA on 13.06.16. Forest Clearance accorded by State Forest Department of Govt. of J&K on 19.05.16. Environment Clearance accorded by MoEF &CC on 24.06.16. Draft PIB note seeking recommendation for implementation of Kiru Project & infusion of equity by NHPC is under process.
iii)	Kwar (4x135) J&K	540	1,976	4,949 (Apr16)	Environment Clearance accorded by MoEF on 10.04.17. Forest Clearance accorded by State Forest Department on 08.08.2014. Appraisal of DPR accorded by CEA on 23.02.17. PIB note seeking recommendation for implementation of Kwar Project & infusion of equity by NHPC is under process.
TOTAL		2,164	7,578	17,702	
Foreign Assignment Under JV Scheme					
1	Chamkharchhu (Bhutan)	770	3,344	6,187 (Dec 16)	Project to be developed by JVC of NHPC and DRUKGreen Power Corporation, Bhutan. Joint venture Agreement cum Share Holder's Agreement of proposed JV Company is ready for signing. Revised draft material for PIB Memorandum submitted to MoP on 23.06.2017.
JV Grand Total		2,934	10,922	23,889	

22

NHPC Subsidiaries Under Clearance



Projects Under Subsidiary					
S.No.	Projects	Installed Capacity (MW)	Design Energy (MUs)	Cost & PL (In Crore)	Status
1	Loktak D/S (2x33) Manipur (JV between NHPC (74%) & Govt. of Manipur (26%))	66	330	1,444 (Feb 15)	<ul style="list-style-type: none"> ▪ JVC formed & Board started functioning. ▪ Environmental clearance has been accorded in Jan'13. ▪ Forest Clearance has been accorded by MOEF on 22.12.2014. ▪ Concurrence by CEA accorded on 05.05.2017. ▪ PIB process has been initiated.
TOTAL		66	330	1,444	

23

NHPC: Projects Under Pipeline



S.No.	Projects	State	Installed Capacity (MW)
Projects Under FR/DPR Preparation			
1	Bursar	Jammu & Kashmir	800
2	Dhauliganga Intermediate	Uttarakhand	210
3	Gauriganga-III A	Uttarakhand	150
Total-A			1,160



Financial Highlights



Subansiri Lower Project



Teesta V, Sikkim

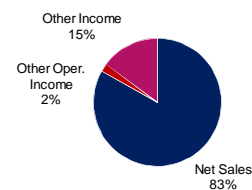
Financial Highlights : Consolidated



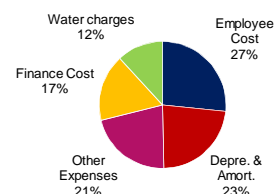
Particulars	FY17	FY16	% Change
	12 Months	12 Months	12 Months
Sales/Revenue from Operation	8,416	8,251	2%
Other Income & Other Oper. Income	1,711	1,195	43%
Total Income (A)	10,127	9,446	7%
Employee Cost	1,678	1,242	35%
Depre. & Amort.	1,462	1,432	2%
Water Usage Charges	749	771	(3)%
Other Expenses	1,353	1,519	(11)%
Finance Cost	1,073	1,118	(4)%
Total Expenditure(B)	6,315	6,082	4%
Rate Regu. Income (C1)	719	551	30%
Share of Profits from JVs (C2)	2	1	100%
PBT (A-B+C1+C2)	4,533	3,916	16%
Tax	1,053	1,000	5%
Profit After Tax	3,480	2,916	19%
Other Comprehensive Income	6	3	100%
Total Comprehensive Income (TCI)	3,486	2,919	19%
Total Comprehensive Income (TCI) attributable to owners of the company	3,036	2,605	16%

Revenue & Expenditure-Analysis

Revenue Breakdown



Expenditure Breakdown



Rs. In Crore

26

Statement of Assets & Liabilities: Consolidated



Particulars (Rs. In Crore)	FY17	FY16
Equity Share Capital	10,259	11,071
Other Equity	18,756	20,572
Share Holder's Funds	29,015	31,643
Non Controlling Interest	3,382	3,168
Loan Funds-Long Term	17,246	18,181
Deferred Tax Liabilities	1,665	1,514
Other Long term Liabilities & Provisions	3,300	3,205
Current Liabilities & Provisions	5,569	5,089
Total Equity & Liabilities	60,177	62,800
ASSETS		
PPE (incl. investment property)	20,243	20,705
Capital Work in Progress	17,588	16,742
Other Intangible Asset	1,984	1,909
Non Current Financial Asset	7,363	7,044
Non Current Assets (Others)	1,760	1,562
Regulatory Asset	2,910	2,181
Trade Receivables	1,854	1,904
Cash and Bank Balances	3,473	7,284
Current Assets (Others)	3,002	3,469
Total Assets	60,177	62,800

27

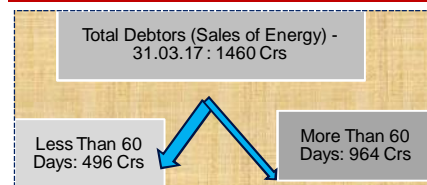
Debtors Position - Standalone



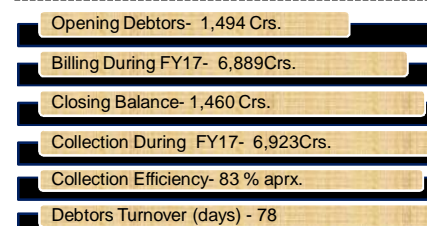
Total Debtors (in Crs.)						
S. N.	Particulars	As on 31.03.17	As on 31.12.16	As on 30.09.16	As on 30.06.16	As on 31.03.16
1	Sale of Energy (Net of Provn.)	1,460	2,321	2,276	2,101	1,494
2	More than 60 days (Net of Provn.)	964	961	1,010	934	792

Top Five Debtors – Gross Amount (in Crs.)				
Name	31.03.17		31.03.16	
	Total	More than 60 days	Total	More than 60 days
PDD, J&K	677.4	583.5	807.0	575.2
BSES Yamuna	248.1	248.1	231.2	205.8
UPPCL, UP	212.5	103.9	240.1	
WBSEDCL	67.4		91.5	5.0
PSPCL, Punjab	61.3		130.5	
MEA		24.0		
Meghalaya		19.9		21.2
SBPDCL				5.3

Debtors Ageing



Collection Efficiency



28

Incentives Position



Particulars	Comparative Incentive YoY (in Crs.)					
	FY16-17		FY15-16		FY14-15	
	NHPC	NHDC	NHPC	NHDC	NHPC	NHDC
Secondary Energy	140.7	208.0	177.2	30.6	137.3	99.8
PAF Incentives	307.4	39.6	241.9	35.9	181.0	20.9
Deviation Chrgs.	149.3	14.8	176.7	9.2	160.9	7.0
Total Incentives	597.4	262.4	595.8	75.7	479.2	127.7
Generation (MU)	23275	4,749	23683	2,933	22038	3,691
PAF	82.7%	93.6%	81.6%	93.3%	77.3%	91.4%

Supplements

Power Station With Highest PAF Incentive : URI-II (Rs.114 Cr., PAF : 81.7%, NPAF-55%)

Power Station with highest Deviation Charges : Salal (Rs.39 Cr.)

Power Station Giving Best Generation: Loktak (165 % of the annual design energy)

Supplements

Power Station with Highest PBT- Dulhasti (Rs.527 Crs)

NHPC Profit per MW : Rs.54 lakhs (FY17), Rs. 48 lakhs (FY16)

NHPC Profit per Employee : Rs. 35 lakhs (FY17), Rs. 28 lakhs (FY16)

29

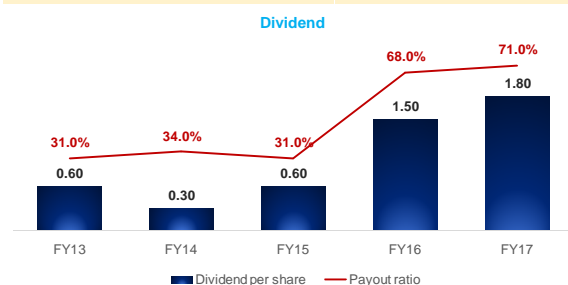
Key Financials : FY 17



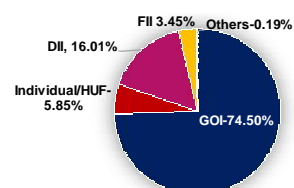
Rs. In Crore

P&L	Consolidated
Total Income	10,127
EBITDA	7,301
EBITDA Margin	72.3%
Profit (including non controlling int.)	3,486
Profit Margin	34.4%
Dividend Pay Out (FY17)	Rs 1.80 per Share

Balance Sheet	Consolidated
Share Capital	10,259
Net worth	29,015
Total Debts	19,595
Cash & Bank Bal.	3,472
PPE	20,238
CWIP	17,588



Shareholding pattern as on 31.03.17



30

NHPC – Key Ratios



Rs. In Crore

S. No.	Particulars	FY17		FY' 16	
		Standalone	Consolidated	Standalone (Restated as per IND AS)	Consolidated (Restated as per IND AS)
1	Profit (In Cr.)	2,803	3,036#	2,433	2,605#
2	Net-worth (In Cr.)	26,942	29,015#	29,761	31,643#
3	No. of Equity Shares	1,026	1,026	1,107	1,107
4	EPS	2.53*	2.74*	2.19	2.35
5	Earning Yield	8.38%	9.07%		
6	Dividend Per Share	1.80		1.50	
7	Dividend Yield**	5.96%			
8	Book Value per share	26.26	28.28	26.88	28.58
9	PB Ratio**	1.15	1.07		
10	PE Ratio**	11.94	11.02		
11	Return On Net worth (%)	10.40	10.46	8.17	8.23
12	Market Capitalisation (In Cr.)**		30,983		
13	Debt Equity Ratio	0.70	0.65	0.67	0.63

Average Profit Per Unit Sold for FY17 : Rs. 1.37

attributable to owners of the company.

* Weighted Avg. no. of Shares for EPS Calculation -1,106 Cr.

** Stock Price (BSE) as on 31.05.17 : Rs.30.20

31



Corporate Governance



Board of Directors



Shri Ratish Kumar
Director (Projects) and Chairman & Managing Director (Addl. Charge)



Shri Balraj Joshi
Director (Technical)



Shri Nikhil Kumar Jain
Director (Personnel)



Shri Mahesh Kumar Mittal
Director (Finance)



Smt. Krishna Tyagi
Government Nominee Director



Ms. Archana Agrawal
Government Nominee Director



Prof. (Smt.) Kanika T. Bhal
Independent Director



CA Satya Prakash Mangal
Independent Director



Dr. Arun Kumar
Independent Director



CSR & Other initiatives



Corporate Social Responsibility (CSR)



- NHPC has taken up several CSR & Sustainable Development activities with a total expenditure of Rs 76 Cr during FY17.
- Other CSR activities includes Education, Health care, Rural Development, Environment & Sustainability, Women Empowerment/Senior Citizen,, CSR Capacity Building, Sports, Art & Culture etc.
- NHPC was conferred "Excellence in CSR /Environment Protection and Conservation" at India Pride Awards 2016-17.

Rs. In Cr.

CSR Expenditure			
Particulars	FY17	FY16	% Change
Budget Allocation	109	122	-11
Total CSR Expenditure	76	73	4
Expenditure on Education & Skill Development out of total Expenditure Above	50	5	900

Other Business Initiative – Wind Energy

**72 MW Wind Power Project in Palakkad District of Kerala**

MOU signed with Government of Kerala on 06.01.2014 for development of wind energy project of 82MW in Palakkad District of Kerala on BOOT basis. Assessed Potential is 72 MW.

National Institute of Wind Energy prepared draft DPR of the project in Aug-14.

Comments from State Renewable Agency and KSEB incorporated in DPR.

Final DPR accepted on 03.10.2015.

Current Status : Allotment of Land for phase 1 by State Govt. is under process . Signing of PPA by KSEB is awaited

**12.5 MW Wind Power Project in Andhra Pradesh**

MOU signed with APTRANSCO on 08.03.2017 for development of wind energy project of 12.5 MW in Anantapur District of AP.

Required Land for the project is under possession of NHPC since 12.04.2017.

Current Status : EPC bidding & Signing of PPA are under progress

36

Other Business Initiative – Solar Energy

**50 MW Solar Power Project in Tamil Nadu**

Award of EPC Contract for 50MW Solar Power Project in Tamil Nadu to M/s Larson & Turbo.

Awarded Cost- Rs. 287 crore (including 10 years O&M)

Expected Commissioning : FY 2017-18

Preferential Tariff (FY 2017-18) : Rs. 4.41 per unit

Capacity Utilization Factor: 24.19%

Minimum Annual Generation: 105.96 MU

Schedule Life of the Project: 25 Years

Current Status: Work in Progress

**32 MW Solar Power Project in Jalaun, Uttar Pradesh**

JVC of NHPC Ltd. & UPNEDA namely 'Bundelkhand Saur Urja Limited' formed on 02.02.2015

Share of NHPC & UPNEDA : >=74:<=26

Current Status: EPC Bidding & Signing of PPA under Progress. Registry of 63.491 Ha land in the name of BSUL has been done on 21.03.2017

37

Other Business Initiative – Thermal Power


MOU With BSPGCL & PIRPAINI BIJLEE COMPANY 1,320 MW (660x2)

Supercritical Thermal Power Plant with installed capacity of 1,320 MW (2*660) to be developed through JVC in Pirpainti, Bhagalpur, Bihar.

MoU has been signed on 22.02.2014 amongst NHPC Ltd, Bihar State Power Generation Company Limited (BSPGCL) and Pirpainti Bijlee Company Pvt Limited (PBCPL).

NHPC will acquire 74% stake in PBCPL.

Current Status : PIB is under examination by Ministry of Power. Govt. of Bihar has applied for allocation of separate coal blocks to Pirpainti Project on 21.10.2016 to Ministry of Coal.

Power Station Having Best PAF during FY17 : URI II (81.70 % against NAPAF of 55%)

38



*Thank
You*

39