



PONNI SUGARS (ERODE) LIMITED

CIN : L15422 TN1996 PLC037200
Regd. Office: ESVIN House, No.13, Rajiv Gandhi Salai (OMR)
Perungudi, Chennai 600 096.
Phone : 044 - 39279300 Fax : 044 - 24960156
E-mail : admin@ponnisugars.com Website : www.ponnisugars.com

ISO
9001/14001
CERTIFIED

PEL / SH / 180

03.08.2017

National Stock Exchange of India Ltd
Exchange plaza, 5th Floor
Flat No.C / 1 G Block
Bandra-Kurla Complex
Bandra East, Mumbai 400 051

BSE Ltd
Phiroze Jeejeebhoy Towers
Dalal Street, Fort
Mumbai 400001

Trading Symbol: **PONNIERODE**

Scrip Code:**532460**

Dear Sirs,

Subject: *Disclosure of Voting Results of the 21st Annual General Meeting of Ponni Sugars (Erode) Limited held on 2nd August 2017, as per the requirements of Regulation 44 (3) of the Listing Regulations.*

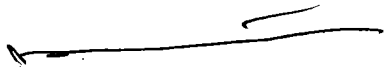
The Company offered the following voting facilities for all the Seven (7) resolutions proposed in the 21st Annual General Meeting held on 02.08.2017:

- a) Remote e-voting in terms of Section 108 of the Companies Act, 2013 read with Rule 20 of the Companies (Management and Administration) Rules 2014.
- b) Voting on Poll at the venue of AGM pursuant to Rule 20 (4) (iii) (B) of the Companies (Management and Administration) Rules 2014

The details of the voting results of the 21st Annual General Meeting of the Company held on 2nd August 2017 are enclosed (Annex-1) in the format prescribed under Regulation 44 (3) of the Listing Regulations read with SEBI Circular dt 4th November 2015.

Thanking you

Yours truly


N Ramanathan
Managing Director

Encl: As above

Details of Voting Results

Date of AGM:	02.08.2017
Total number of shareholders on Cut-off date (ie.26 th July 2017)	10426
No. of shareholders present in the meeting either in person or through proxy:	
Promoter and Promoter Group:	6
Public:	355
Total	361
No. of shareholders attended the meeting through Video conferencing	Not arranged

The mode of voting for all resolutions was:

- a) E-voting (commenced on 29th July 2017 (10 AM) and closed on 01-Aug-2017 (5 PM)
- b) Poll (conducted on 2nd August 2017 at the Meeting)

Passing of resolutions at the 21st AGM held on 2nd August 2017 is on the basis of combined votes under e-voting and Poll. All the Seven resolutions were passed with requisite majority. The Agenda-wise voting results is enclosed (**Annx-2**).



2. Dividend declaration for FY 2016 - 17

Resolution required: (Ordinary / Special)

Ordinary

Whether promoter / promoter group are interested

No

Category	Mode of Voting	No. of Shares held	No. of Votes polled	% of Votes polled on outstanding shares (3)=[(2)/(1)]x100	No. of Votes in favour	No. of Votes against	% of Votes in favour on Votes polled (6)=[(4)/(2)]x100	% of Votes against on Votes polled (7)=[(5)/(2)]x100
Promoter and Promoter Group	E-Voting	(1) 36,42,537	(2) 36,42,537	100.00%	(4) 36,42,537	(5) -	(6) 100.00%	(7) 0.00%
	Poll	36,42,537	-	0.00%	-	-	0.00%	0.00%
	Total	36,42,537	36,42,537	100.00%	36,42,537	-	100.00%	0.00%
Public - Institutions	E-Voting	21,25,918	-	0.00%	-	-	0.00%	0.00%
	Poll	21,25,918	-	0.00%	-	-	0.00%	0.00%
	Total	21,25,918	-	0.00%	-	-	0.00%	0.00%
Public - Non-Institutions	E-Voting	28,29,963	3,60,891	12.75%	3,60,891	-	100.00%	0.00%
	Poll	28,29,963	2,410	0.09%	2,410	-	100.00%	0.00%
	Total	28,29,963	3,63,301	12.84%	3,63,301	-	100.00%	0.00%
Total		85,98,418	40,05,838	46.59%	40,05,838	-	100.00%	0.00%

Ar

3. Reappointment of retiring Director - Ms Bharti Chhotubhai Pithawalla									
Resolution required: (Ordinary / Special)									
Ordinary									
Whether promoter / promoter group are interested									
Yes									
Category	Mode of Voting	No. of Shares held	No. of Votes polled	% of Votes polled on outstanding shares	No. of Votes in favour	No. of Votes against	% of Votes in favour on Votes polled	% of Votes against on Votes polled	
		(1)	(2)	(3)=[(2)/(1)]x100	(4)	(5)	(6)=[(4)/(2)]x100	(7)=[(5)/(2)]x100	
Promoter and Promoter Group	E-Voting	36,42,537	36,42,537	100.00%	36,42,537	-	100.00%	0.00%	
	Poll	36,42,537	-	0.00%	-	-	0.00%	0.00%	
	Total	36,42,537	36,42,537	100.00%	36,42,537	-	100.00%	0.00%	
Public - Institutions	E-Voting	21,25,918	-	0.00%	-	-	0.00%	0.00%	
	Poll	21,25,918	-	0.00%	-	-	0.00%	0.00%	
	Total	21,25,918	-	0.00%	-	-	0.00%	0.00%	
Public - Non-Institutions	E-Voting	28,29,963	3,60,891	12.75%	3,60,891	-	100.00%	0.00%	
	Poll	28,29,963	2,410	0.09%	2,410	-	100.00%	0.00%	
	Total	28,29,963	3,63,301	12.84%	3,63,301	-	100.00%	0.00%	
Total		85,98,418	40,05,838	46.59%	40,05,838	-	100.00%	0.00%	

AR

4. Auditors' appointment															
Resolution required: (Ordinary / Special)		Ordinary													
Whether promoter / promoter group are interested		No													
Category	Mode of Voting	No. of Shares held	No. of Votes polled	% of Votes polled on outstanding shares	No. of Votes in favour	No. of Votes against	% of Votes in favour on Votes polled	% of Votes against on Votes polled	(1)	(2)	(3)=[(2)/(1)]x100	(4)	(5)	(6)=[(4)/(2)]x100	(7)=[(5)/(2)]x100
Promoter and Promoter Group	E-Voting	36,42,537	36,42,537	100.00%	36,42,537	-	100.00%	0.00%							
	Poll	36,42,537	-	0.00%	-	-	0.00%	0.00%							
	Total	36,42,537	36,42,537	100.00%	36,42,537	-	100.00%	0.00%							
Public - Institutions	E-Voting	21,25,918	-	0.00%	-	-	0.00%	0.00%							
	Poll	21,25,918	-	0.00%	-	-	0.00%	0.00%							
	Total	21,25,918	-	0.00%	-	-	0.00%	0.00%							
Public - Non-Institutions	E-Voting	28,29,963	3,60,891	12.75%	3,60,891	-	100.00%	0.00%							
	Poll	28,29,963	2,410	0.09%	2,410	-	100.00%	0.00%							
	Total	28,29,963	3,63,301	12.84%	3,63,301	-	100.00%	0.00%							
Total		85,98,418	40,05,838	46.59%	40,05,838	-	100.00%	0.00%							

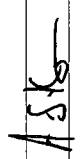
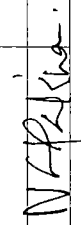
Ar

5. Reappointment of Managing Director													
Resolution required: (Ordinary / Special)													
Whether promoter / promoter group are interested		No											
Category	Mode of Voting	No. of Shares held	No. of Votes polled	% of Votes polled on outstanding shares (3)=[(2)/(1)]x100	No. of Votes in favour	No. of Votes against	% of Votes in favour on Votes polled (6)=[(4)/(2)]x100	% of Votes against on Votes polled (7)=[(5)/(2)]x100					
Promoter and Promoter Group	E-Voting	(1) 36,42,537	(2) 36,42,537	100.00%	(4) 36,42,537	(5) -	100.00%	0.00%					
	Poll	36,42,537	-	0.00%	-	-	0.00%	0.00%					
	Total	36,42,537	36,42,537	100.00%	36,42,537	-	100.00%	0.00%	0.00%				
Public - Institutions	E-Voting	21,25,918	-	0.00%	-	-	0.00%	0.00%					
	Poll	21,25,918	-	0.00%	-	-	0.00%	0.00%					
	Total	21,25,918	-	0.00%	-	-	0.00%	0.00%	0.00%				
Public - Non-Institutions	E-Voting	28,29,963	3,60,891	12.75%	3,60,891	-	100.00%	0.00%					
	Poll	28,29,963	2,410	0.09%	2,405	5	99.79%	0.21%					
	Total	28,29,963	3,63,301	12.84%	3,63,296	5	99.9999%	0.001%					
Total		85,98,418	40,05,838	46.59%	40,05,833	5	99.99999%	0.0001%					

B

6. Commission to Non- Executive Directors		Ordinary											
Resolution required: (Ordinary / Special)		Ordinary											
Whether promoter / promoter group are interested		No											
Category	Mode of Voting	No. of Shares held	No. of Votes polled	% of Votes polled on outstanding shares	No. of Votes in favour	No. of Votes against	% of Votes in favour on Votes polled	% of Votes against on Votes polled	(3)=[(2)/(1)]x100	(4)	(5)	(6)=[(4)/(2)]x100	(7)=[(5)/(2)]x100
Promoter and Promoter Group	E-Voting	36,42,537	36,42,537	100.00%	36,42,537	-	100.00%	0.00%	(3)	(4)	(5)	(6)	(7)
	Poll	36,42,537	-	0.00%	-	-	0.00%	0.00%					
	Total	36,42,537	36,42,537	100.00%	36,42,537	-	100.00%	0.00%				100.00%	0.00%
Public - Institutions	E-Voting	21,25,918	-	0.00%	-	-	0.00%	0.00%					
	Poll	21,25,918	-	0.00%	-	-	0.00%	0.00%					
	Total	21,25,918	-	0.00%	-	-	0.00%	0.00%				0.00%	0.00%
Public - Non-Institutions	E-Voting	28,29,963	3,60,891	12.75%	3,60,891	-	100.00%	0.00%		3,60,891	-	100.00%	0.00%
	Poll	28,29,963	2,410	0.09%	2,410	18	99.25%	0.75%		2,392	18	99.95%	0.05%
	Total	28,29,963	3,63,301	12.84%	3,63,301	18	99.995%	0.005%		3,63,283	18	99.995%	0.005%
Total		85,98,418	40,05,838	46.59%	40,05,820	18	99.9996%	0.0004%		40,05,820	18	99.9996%	0.0004%

Ar

7. Remuneration to Cost Auditor FY 2017-18													
Resolution required: (Ordinary / Special)		Ordinary											
Whether promoter / promoter group are interested		No											
Category	Mode of Voting	No. of Shares held	No. of Votes polled	% of Votes polled on outstanding shares	No. of Votes in favour	No. of Votes against	% of Votes in favour on Votes polled	% of Votes against on Votes polled					
		(1)	(2)	(3)=[(2)/(1)]x100	(4)	(5)	(6)=[(4)/(2)]x100	(7)=[(5)/(2)]x100					
Promoter and Promoter Group	E-Voting	36,42,537	36,42,537	100.00%	36,42,537	-	100.00%	0.00%					
	Poll	36,42,537	-	0.00%			0.00%	0.00%					
	Total	36,42,537	36,42,537	100.00%	36,42,537	-	100.00%	0.00%					
Public - Institutions	E-Voting	21,25,918	-	0.00%	-	-	0.00%	0.00%					
	Poll	21,25,918	-	0.00%	-	-	0.00%	0.00%					
	Total	21,25,918	-	0.00%	-	-	0.00%	0.00%					
Public - Non-Institutions	E-Voting	28,29,963	3,60,891	12.75%	3,60,891	-	100.00%	0.00%					
	Poll	28,29,963	2,410	0.09%	2,397	13	99.46%	0.54%					
	Total	28,29,963	3,63,301	12.84%	3,63,288	13	99.996%	0.004%					
Total		85,98,418	40,05,838	46.59%	40,05,825	13	99.9997%	0.0003%					
Place: Chennai	 A S Kalyanaraman												
Date: 02.08.2017	 Practising Chartered Accountant Membership No: 201149												