



'A part of your daily life'

UFLEX LIMITED

(Formerly Known as Flex Industries Limited)

Division/Office: CORPORATE - SECRETARIAL

Corporate Office: A-107-108, Sector-IV, Distt. Gautam Budh Nagar, NOIDA - 201301, (U.P.), India

Tel.: +91-120-4012345/2522558 Fax: +91-120-2442903

Website: www.uflexltd.com E-mail ID: flexsec@vsnl.net

UFLEX/SEC/2017/

September 19, 2017

The BSE Limited
Corporate Relationships Department
1st Floor, New Trading Ring,
Rotunda Building, P J Towers,
Dalal Street, Fort,
Mumbai – 400 001

Scrip Code : 500148

Subject: Discrepancies in Financial Result of the Company for the Quarter ended June, 2017

Dear Sirs,

This has reference to your email dated 12th September, 2017 on the above subject.

As desired, we send herewith the unaudited financial results (Standalone and Consolidated) for the quarter ended 30th June, 2017 after regrouping the figures of 'Other Income' & 'Finance Costs' of financial results.

You are requested to kindly take the same on your record(s).

Thanking you,

Yours faithfully,
For UFLEX LIMITED

(Ajay Krishna)
Sr. Vice President (Legal) &
Company Secretary

Encl : As above




UFLEX LIMITED

CIN : L74899DL1988PLC032166

CONSOLIDATED

**UNAUDITED FINANCIAL RESULTS
FOR THE QUARTER ENDED 30.06.2017**

Particulars	(Rs. in lacs)			
	Quarter Ended 30.06.2017 (Unaudited)	Quarter Ended 31.03.2017 (Audited)	Quarter Ended 30.06.2016 (Unaudited)	Year Ended 31.03.2017 (Audited)
1. Income				
(a) Gross Sales / Income from operations	168654	166099	156312	636286
(b) Other Operating income	2398	4878	2655	14193
Revenue from operations (a+b)	171052	170977	158967	650479
(c) Other income	383	412	840	2050
Total income	171435	171389	159807	652529
2. Expenditure				
(a) Cost of Materials consumed	97370	88339	84128	347407
(b) Purchase of Stock-in-trade	2474	2255	2147	7516
(c) Change in inventories of finished goods, work-in-progress and stock-in-trade	(4462)	4298	(545)	(1408)
(d) Excise Duty & Service Tax	9071	9027	8308	34814
(e) Power & fuel	7709	7384	6945	29641
(f) Finance costs	4519	4918	4498	18683
(g) Employee benefits expense	15190	13812	14042	53835
(h) Depreciation and amortisation expense	8332	8450	7681	31754
(i) Other expenses	20513	23989	22071	91243
Total expenses	160716	162472	149275	613485
3. Profit / (Loss) before Exceptional items (1-2)	10719	8917	10532	39044
4. Exceptional items	-	-	-	-
5. Profit / (Loss) before tax (3+4)	10719	8917	10532	39044
6. Tax expense	1418	(736)	1992	4376
7. Net profit / (Loss) after tax (5-6)	9301	9653	8540	34668
8. Share of profit / (Loss) of associates	82	211	125	407
9. Non - Controlling interest	78	45	49	229
10. Net Profit / (Loss) after share in profit / (Loss) of the associate and Non - Controlling interest (7+8-9)	9305	9819	8616	34846
11. Other Comprehensive income, net of income tax				
A. Items that will not be reclassified to profit or loss	145	130	(132)	(8677)
B. Items that will be reclassified to profit or loss	2535	(1820)	(180)	(5491)
Other Comprehensive income, net of income tax	2680	(1690)	(312)	(14168)
12. Total Comprehensive income for the period (10+11)	11985	8129	8304	20678
13. Paid-up equity share capital (FV Rs 10/-)	7221	7221	7221	7221
14. Other Equity, excluding Revaluation Reserve and Non - Controlling interest, as at 31st March 2017				355661
15. EPS (in Rs.) (not annualised)				
Basic	12.89	13.60	11.93	48.26
Diluted	12.89	13.60	11.93	48.26






UFLEX LIMITED


CIN : L74899DL1988PLC032166

STANDALONE

**UNAUDITED FINANCIAL RESULTS
FOR THE QUARTER ENDED 30.06.2017**

Particulars	(Rs. in lacs)			
	Quarter Ended 30.06.2017 (Unaudited)	Quarter Ended 31.03.2017 (Audited)	Quarter Ended 30.06.2016 (Unaudited)	Year Ended 31.03.2017 (Audited)
1. Income				
(a) Gross Sales / Income from operations	99710	95514	91340	378081
(b) Other Operating income	1993	3157	1983	10667
Revenue from operations (a+b)	101703	98671	93323	388748
(c) Other Income	555	248	598	1710
Total income	102258	98919	93921	390458
2. Expenses				
(a) Cost of Materials consumed	57403	52377	50309	210024
(b) Purchase of Stock-in-trade	1120	163	991	1921
(c) Change in inventories of finished goods, work-in-progress and stock-in-trade	(2220)	(119)	(814)	(2281)
(d) Excise Duty & Service Tax	9008	8939	8247	34546
(e) Power & fuel	4389	4020	3550	15779
(f) Finance costs	3107	2985	2940	11878
(g) Employee benefits expense	9536	8700	8409	34386
(h) Depreciation and amortisation expense	5072	5064	4522	18768
(i) Other expenses	10203	13973	10169	45042
Total expenses	97618	96102	88323	370063
3. Profit / (Loss) before Exceptional items (1-2)	4640	2817	5598	20395
4. Exceptional items	-	-	-	-
5. Profit / (Loss) before tax (3+4)	4640	2817	5598	20395
6. Tax expense	408	(1910)	945	1040
7. Net profit / (Loss) after tax (5-6)	4232	4727	4653	19355
8. Other Comprehensive income, net of income tax	145	820	(132)	855
9. Total Comprehensive income for the period (7+8)	4377	5547	4521	20210
10. Paid-up equity share capital (FV Rs 10/-)	7221	7221	7221	7221
11. Other Equity, excluding Revaluation Reserve				196959
12. EPS (in Rs.) (not annualised)				
Basic	5.86	6.55	6.44	26.80
Diluted	5.86	6.55	6.44	26.80






(Rs. in lacs)

UNAUDITED CONSOLIDATED SEGMENT-WISE REVENUE, RESULTS & CAPITAL EMPLOYED
FOR THE QUARTER ENDED 30.06.2017

Particulars	Quarter Ended 30.06.2017 (Unaudited)	Quarter Ended 31.03.2017 (Audited)	Quarter Ended 30.06.2016 (Unaudited)	Year Ended 31.03.2017 (Audited)
1. Segment Revenue				
(a) Flexible Packaging Activities	161748	160109	150547	609536
(b) Engineering Activities	10414	11400	10626	45939
(c) Others (Unallocable)	381	1132	(190)	1699
Total	172543	172641	160983	657174
Less : Inter Segment Revenue	1491	1664	2016	6695
Sales / Income from operations	171052	170977	158967	650479
2. Segment Results : Profit (+) / Loss (-) before tax & interest from Segment				
(a) Flexible Packaging Activities	16463	15155	15434	58970
(b) Engineering Activities	1354	1150	2200	7840
(c) Others (Unallocable)	(2962)	(2882)	(3444)	(11133)
Total	14855	13423	14190	55677
Less : (i) Interest	4519	4918	4498	18683
Add: (ii) Other unallocable Income net off unallocable expenditure	383	412	840	2050
Total Profit before tax	10719	8917	10532	39044
3. Segment Assets				
(a) Flexible Packaging Activities	598830	574180	573121	574180
(b) Engineering Activities	47724	47698	43061	47698
(c) Others (Unallocable)	86691	92965	91500	92965
Total	733245	714843	707682	714843
4. Segment Liabilities				
(a) Flexible Packaging Activities	201719	187740	210634	187740
(b) Engineering Activities	35297	36652	30908	36652
(c) Others (Unallocable)	121184	126044	112329	126044
Total	358200	350436	353871	350436
5. Segment Capital Employed (Segment assets - segment liabilities)				
(a) Flexible Packaging Activities	397111	386440	362487	386440
(b) Engineering Activities	12427	11046	12153	11046
(c) Others (Unallocable)	(34493)	(33079)	(20829)	(33079)
Total	375045	364407	353811	364407

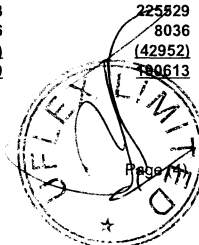




(Rs. in lacs)

**UNAUDITED STANDALONE SEGMENT-WISE REVENUE, RESULTS & CAPITAL EMPLOYED
FOR THE QUARTER ENDED 30.06.2017**

Particulars	Quarter Ended 30.06.2017 (Unaudited)	Quarter Ended 31.03.2017 (Audited)	Quarter Ended 30.06.2016 (Unaudited)	Year Ended 31.03.2017 (Audited)
1. Segment Revenue				
(a) Flexible Packaging Activities	94337	90201	86436	355353
(b) Engineering Activities	8796	9746	9093	39851
(c) Others (Unallocable)	61	388	(190)	239
Total	103194	100335	95339	395443
Less : Inter Segment Revenue	1491	1664	2016	6695
Sales / Income from operations	101703	98671	93323	388748
2. Segment Results : Profit (+) / Loss (-) before tax & interest from Segment				
(a) Flexible Packaging Activities	9029	7936	9278	35054
(b) Engineering Activities	1279	1077	2041	7392
(c) Others (Unallocable)	(3116)	(3459)	(3379)	(11883)
Total	7192	5554	7940	30563
Less : (i) Interest	3107	2985	2940	11878
Add: (ii) Other unallocable Income net off unallocable expenditure	555	248	598	1710
Total Profit before tax	4640	2817	5598	20395
3. Segment Assets				
(a) Flexible Packaging Activities	323980	308194	281676	308194
(b) Engineering Activities	42749	42902	38059	42902
(c) Others (Unallocable)	58405	56937	59553	56937
Total	425134	408033	379288	408033
4. Segment Liabilities				
(a) Flexible Packaging Activities	66341	53741	56147	53741
(b) Engineering Activities	34647	36116	30023	36116
(c) Others (Unallocable)	115589	113996	102505	113996
Total	216577	203853	188675	203853
5. Segment Capital Employed (Segment assets - segment liabilities)				
(a) Flexible Packaging Activities	257639	254453	225529	254453
(b) Engineering Activities	8102	6786	8036	6786
(c) Others (Unallocable)	(57184)	(57059)	(42952)	(57059)
Total	208557	204180	180613	204180





UFLEX LIMITED

CIN : L74899DL1988PLC032166

2. Consolidated financial results includes the results of its associates concerns and subsidiaries.
3. During the Quarter, the Accpetic Liquid Packaging project at Sanand, Gujarat has been commissioned.
4. Figures have been regrouped / re-arranged wherever considered necessary.
5. The above results have been approved and taken on record by the Board of Directors of the Company at their meeting held on 11th August,2017.
6. Limited Review of the Standalone & Consolidated Financial Results for the quarter ended 30th June,2017 has been carried out by the Statutory Auditors of the Company.

Place : Noida
Date : 11th August,2017

For Uflex Limited

A handwritten signature in black ink, appearing to be 'A/C', is written over a horizontal line.

Ashok Chaturvedi
(Chairman & Managing Director)
DIN-00023452

Page (5)

