


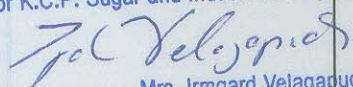
K.C.P.SUGAR AND INDUSTRIES CORPORATION LIMITED					
REGD OFFICE : "RAMAKRISHNA BUILDINGS", NO.239,ANNA SALAI, CHENNAI 600 006					
CIN: L15421TN1995PLC033198					
Standalone Un-audited Financial Results for the Quarter ended 30.06.2017 pursuant to Regulation 33 of SEBI (LODR) Regulations, 2015.					
SL NO	PARTICULARS	STANDALONE			
		For the 3 months ended			Year ended
		30.06.2017	31.03.2017	30.06.2016	31.03.2017
		Unaudited	*Audited	Unaudited	Audited
Part I					
1	Income from Operations:				
	(a) Net Sales / Income from Operations	9020.34	14924.73	11270.36	51929.39
	(b) Other Operating Income	0.00	0.00	0.00	0.00
	Total Income from Operations (Nett)	9020.34	14924.73	11270.36	51929.39
2	Expenses				
	a. Cost of Materials consumed	1009.98	15996.53	3398.28	25531.10
	b. Purchase of stock-in-trade	0.00	0.00	0.00	0.00
	c.Changes in inventories of finished goods, work-in-progress and stock-in-trade	7318.65	-11547.28	4143.52	4749.80
	d. Employee benefits expense	110.81	2990.28	276.25	4305.55
	e. Depreciation and amortisation expense	64.97	557.25	102.82	918.32
	f. Other Expenses	565.30	7529.77	1623.06	11698.00
	Total Expenses	9069.71	15526.55	9543.93	47202.77
3	Profit from Operations before Other Income, finance costs and exceptional idtems (1-2)	-49.37	-601.82	1726.43	4726.62
4	Other Income	1242.46	204.25	35.37	794.17
5	Profit / (Loss) from ordinary activities before finance costs and Exceptional Items (3 + 4)	1193.09	-397.57	1761.80	5520.79
6	Finance costs	334.41	340.91	200.21	847.67
7	Profit after finance costs but before Exceptional Items (5 - 6)	858.68	-738.48	1561.59	4673.12
8	Exceptional Items	0.00	0.00	0.00	0.00
9	Profit / (Loss) from Ordinary Activities before tax (+ 8)	858.68	-738.48	1561.59	4673.12
10	Tax Expense	120.00	55.92	466.06	1499.08
	Tax relating to earlier years	0.00	-0.01	0.00	-0.01
11	Net Profit / (Loss) from Ordinary activities after Tax (9 - 10)	738.68	-794.39	1095.53	3174.05
12	Extraordinary Item (net of tax expenses)	0.00	0.00	0.00	0.00
13	Net Profit / (Loss) for the period (11 - 12)	738.68	-794.39	1095.53	3174.05
14	Other Comprehensive Income / (Expense) -				
	a. Remeasurement gains / (losses)	407.22	554.27	448.71	2215.84
	b. Income Tax effect on above	16.88	24.29	24.28	0.00
	Total other comprehensive income for the year, net of tax (a - b)	390.34	529.98	424.43	2215.84
	Total comprehensive income for the year, net of tax	1129.02	-264.41	1519.96	5389.89
15	Paid up Equity Share Capital (Face Value Re.1/-)	1133.85	1133.85	1133.85	1133.85
16	Reserves excl. revaluation reserves as per Balance Sheet of previous Accounting Year.	* * *	* * *	* * *	19822.52
17	Earnings per share (EPS) (a) Basic and diluted EPS before Extraordinary items for the period, for the year to-date and for the previous year (not to be annualized)	0.65	-0.70	0.97	2.80
	(b) Basic and diluted EPS after Extraordinary items for the period, for the year to-date and for the previous year (not to be annualized)	0.65	-0.70	0.97	2.80

For K.C.P. Sugar and Industries Corporation Ltd.


Mrs. Irmgard Volagapudi M. Rao
Managing Director

NOTES:			
a.	The above statement has been prepared to the extent applicable, in accordance with the Companies (Indian Accounting Standards) Rules, 2015 (Ind AS), prescribed under section 133 of the Companies Act, 2013 and other recognised Accounting Practices and Policies adopted by the Company w.e.f. 01.04.2017. The financial results of the previous periods duly complied with Ind AS have not been subjected to review or audit, however, the Management has exercised necessary diligence to ensure that the financial results provide a true and fair view of the Company's affairs.		
b.	Sugar industry being a seasonal industry and of a predominantly cyclical nature, the above results can neither be construed as an indicator of the overall annual operations and profitability of the company nor for inter-period comparison between the quarters within a financial year as a result of regrouping of expenses.		
c.	Cost of Raw materials for the current quarter includes inter-segment expenditure of Rs.941.98 lakhs (Prev.Corres.Qtr: Rs 831.99 lakhs) and other expenditure for the current quarter includes inter-segment expenditure of Rs. 49.11 lakhs (Prev.Corres.Qtr.: Rs. 1111.32 lakhs).		
d.	Previous Quarters / Year's figures have been regrouped / rearranged wherever necessary to conform to the classification for the current quarter / year.		
e.	The Statutory Auditors of the Company have carried out Limited Review of the above Unaudited Financial Results and their Report has been placed before the Board at the said meeting as required under Clause 41 of the Listing Agreement.		
f.	Note on Reconciliation of Statement of Profit are provided as under:		
			Rs. in Lakhs
	Particulars	Quarter Ended 30.06.2017	Quarter Ended 30.06.2016
			Year Ended 31.03.2017
	Profit as per IGAAP	2,098.57	1,095.53
	Adjustments:		
	Amortised cost computation of loans outstanding	(65.68)	(94.46)
	Fair valuation of Equity Shares	(903.87)	518.89
	Profit for the year/Period as per Ind AS	1,129.02	1,519.96
			3,174.05
			(377.86)
			2,497.74
			5,293.93
g.	The above Results were reviewed by the Audit Committee on 11.08.2017 and approved by the Board of Directors at its Meeting held on the same day.		
	// BY ORDER OF THE BOARD //		
Place	Chennai		
Date	11.08.2017		


For K.C.P. Sugar and Industries Corporation Ltd



Mrs. Irmgard Velagudi M. Ram
Managing Director

K.C.P.SUGAR AND INDUSTRIES CORPORATION LIMITED					
REGD OFFICE : "RAMAKRISHNA BUILDINGS"					
No.239,ANNA SALAI, CHENNAI 600 006					
QUARTERLY REPORTING OF SEGMENT WISE REVENUE, RESULTS AND CAPITAL EMPLOYED UNDER CLAUSE 41 OF THE LISTING AGREEMENT					
SL NO	PARTICULARS	STANDALONE			
		Quarter ended		Year ended	
		30.06.2017	31.03.2017	30.06.2016	31.03.2017
		Unaudited	*Audited	Unaudited	Audited
1	SEGMENT WISE REVENUE (sales + other income + excise duty)				
	a) Sugar	8009.40	10046.26	9355.90	42508.83
	b) Chemicals	1671.22	2191.85	1237.27	5284.40
	c) Power & Fuel	0.22	2583.43	592.71	3997.08
	d) Others	99.84	489.98	106.30	3431.00
	e) Unallocated	938.14	441.90	532.44	0.00
	TOTAL	10718.82	15753.42	11824.62	55221.31
	Less: Inter Segment Revenue	991.09	4911.29	1943.31	9026.93
	Sales / Income from Operations	9727.73	10842.13	9881.31	46194.38
2	SEGMENT RESULT - PROFIT / LOSS BEFORE TAX AND INTEREST FROM EACH SEGMENT				
	a) Sugar	775.96	(888.60)	1409.64	4372.55
	b) Chemicals	172.24	195.46	317.10	746.05
	c) Power & Fuel	(1.84)	355.42	84.79	549.18
	d) Others	25.80	45.86	65.63	285.18
	e) Unallocated	0.00	0.00	0.00	0.00
	TOTAL	972.16	(291.86)	1877.16	5952.96
	Add: (1) Finance Cost	383.21	411.09	270.39	1128.40
	(2) Other un-allocable expenditure net off unallocable Income	(676.95)	(887.17)	(403.53)	(191.23)
		(293.74)	(476.08)	(133.14)	937.17
	Total Profit Before Tax	1265.90	184.22	2010.30	6890.13
3	CAPITAL EMPLOYED (Segment Assets - Segment Liabilities)				
	a) Sugar	13362.14	12202.81	17941.91	12202.81
	b) Chemicals	2027.03	2294.39	2589.40	2294.39
	c) Power & Fuel	2167.63	2249.66	2079.69	2249.66
	d) Others	305.00	310.46	366.40	310.46
	e) Unallocated	9176.36	8851.82	(501.08)	8851.82
	Total Capital Employed in Segments	27038.16	25909.14	22476.32	25909.14

For K.C.P. Sugar and Industries Corporation Ltd.



Mrs. Irmgard Velagapudi M. Rao
Managing Director.