

NAVA BHARAT VENTURES LIMITED

NAVA BHARAT CHAMBERS, RAJ BHAVAN ROAD, HYDERABAD-500 082, TELANGANA, INDIA.

NAVA BHARAT

NBV/SECTL/ 887 / 2017-18

January 4, 2018

Listing Department
National Stock Exchange of India Ltd.
Exchange Plaza, 5th Floor,
Plot No.C/1, G Block,
Bandra Kurla Complex,
Bandra (E), MUMBAI – 400 051
NSE Symbol : 'NBVENTURES'

Dept. of Corporate Services
BSE Ltd.
Phiroze Jeejeebhoy Towers,
Dalal Street,
MUMBAI – 400 001
Scrip Code :
'513023' / 'NBVENTURE'

Dear Sirs,

Sub : Operational data of Sugar Division for the month of December, 2017.

Ref : Regulation 30 of SEBI (LODR) Regulations, 2015.

--oOo--

Please find enclosed the operational data of the Company's Sugar Division for the month of December, 2017, which is being submitted to South Indian Sugar Mills Association (SISMA).

The above figures have not been independently verified or audited. As such, the final figures after audit may vary.


Kindly take the same on record and acknowledge the receipt.

Thanking you,

Yours faithfully,
for Nava Bharat Ventures Ltd.

VSN Raju
Company Secretary
& Vice President

Encl : as above.



NAVA BHARAT VENTURES LIMITED

SUGAR DIVISION, SAMALKOT - 533 440, EAST GODAVARI DIST., A.P.

NAVA BHARAT

OPERATIONAL DATA OF THE COMPANY'S SUGAR DIVISION FOR THE MONTH OF DEC. 2017
Monthly Manufacturing Report No - 2

Season: 2017-2018

Name & Address of Factory :

**NAVA BHARAT VENTURES LTD,
SUGAR DIVISION, Samalkot - 533 440.
East Godavari District.
3013**

Regd.No. of Factory

Clarification Process Used:

Double Sulphitation

SL.No	PARTICULARS	For the	Since Beginning
		month	of Season
1	CANE CRUSHING:		
	Date & Time of Commencement of Season	11.11.2017 at 2:15pm	
	Date & Time of Closing of Season		
	Duration of Run Days	31.00	51.00
	Total No.of hours in duration of run	744.00	1213.45
	No.of hours actual crushing	731.35	1197.35
	Total Cane Milled (Qtls)	1110200.00	1766890.00
2	Juice & Added Water:		
	Average gross mixed juice % Cane	102.67	102.81
	Correction % mixed juice	0.25	0.25
	Average net mixed juice % Cane	102.41	102.55
	Total net mixed juice obtained (Qtls)	136970.46	811958.76
	Average added water % Cane	28.46	28.64
3	SUGARS:		
	Total Sugar bagged (no.of 100kg bags)	0.00	0.00
	Total Sugar bagged (no.of 50kg bags)	215140.00	322600.00
	* BISS Sugar Qtls	0.00	0.00
	Qty of White sugar bagged (qtls)	107570.00	161300.00
	Qty of sugar in process (a) (qtls) (+)	4654.994	4654.994
	Total Sugar made (qtls)	112224.994	165954.994
	Sugar recovered from previous month process	4878.166	0.000
	Sugar recovered from previous seasons process	0.000	92.848
	sugar recovered from previous season's - C-SUGAR	672.452	672.452
	sugar recovered from previous season's -Wet &damaged sugar	0	1179.757
Total net Sugar made (qtls)	106674.376	164009.937	
4	MOLASSES:		
	Total molasses sent out (qtls)	44410.000	65330.000
	Qty of molasses in process (A) (qtls) (+)	4009.201	4009.201
	Total molasses produced (qtls)	48419.201	69339.201
	Molasses recoverd from previous month process	4398.305	0.000
	Molasses recovered from previous season's process	0.000	51.252
	Molasses recovered from previous season's C-SUGAR (qtls)	126.488	126.488
	Molasses recovered from Wet & Damaged sugar (qtls)	0.000	21.000
Total net molasses produced (qtls)	43894.408	69140.461	
5	RECOVERY:		
	Average recovery of sugar % cane	9.61	9.28
	Average production of final molasses % cane	3.95	3.91
6	Bagasse percent cane	25.80	25.84
	Filter cake percent cane	3.41	3.42
	Gross weight of mixed juice (qtls)	1139820.00	1816500.00
	Weight of Dirt mixed juice (qtls)	2849.54	4541.24

* BISS sugar contains more than 90% sucrose.

Telephone : (0884) 2327384, 2327337, 2327584, 2327471 Fax : (0884) 2327587


E-mail : nbvlsd@nbv.in Website : www.nbventures.com

Corporate Identity No. : L27101AP1972PLC001549

ISO 9001

ISO 14001

OHSAS 18001



S.No.	PARTICULARS	For the	Since Beginning	
		month	of Season	
7	ANALYSIS			
	CANE	Sugar percent	11.24	10.90
		Fibre percent	13.20	13.11
	Primary juice	Sugar percent	13.59	13.30
		Brix percent	16.53	16.28
		Purity	82.21	81.70
	Mixed Juice	Sugar percent	10.60	10.26
		Brix percent	13.08	12.72
		Purity	81.02	80.63
	Last Juice	Sugar percent	1.17	1.17
		Brix percent	1.60	1.60
		Purity	73.13	73.13
	Clarified Juice	Sugar percent	10.88	10.72
		Brix percent	13.37	13.22
		Purity	81.38	81.09
	UnSulphered Syrup	Sugar percent	48.84	49.76
		Brix percent	60.56	61.93
		Purity	80.65	80.35
	Sulphered Syrup +A2 Heavy	Sugar percent	65.09	65.76
		Brix percent	80.10	81.24
		Purity	81.26	80.95
	Masseccuite	A1 Brix percent	91.76	91.75
		Purity	83.69	83.84
		A2 Brix percent	91.72	91.30
		Purity	94.86	94.48
		B Brix percent	95.12	94.88
		Purity	69.95	69.75
		C Brix percent	99.72	99.58
		Purity	51.36	51.74
	Molasses (B)			
	A1 Heavy	Brix percent	78.73	78.83
		Purity	71.12	70.73
	A2 Heavy	Brix percent	74.04	74.25
		Purity	87.89	87.82
	A Light	Brix percent	65.86	66.72
		Purity	93.08	93.03
	B Heavy	Brix percent	92.19	81.99
		Purity	49.02	48.85
	C Light	Brix percent	72.75	72.41
		Purity	61.64	63.24
	Sugars (Average)	Sugar Percent (c)	99.80	99.80
		Moisture percent	0.04	0.04
	Final Molasses	Sugar Percent	29.87	29.90
		Brix percent	92.23	92.11
		Purity	32.39	32.46
	Bagasse	Sugar Percent	1.49	1.49
		Water Percent	46.79	47.23
		Fibre Percent	51.18	50.74
	Filter Cake	Sugar Percent	1.90	2.03
	Boiled Feed Water	pH	9.00	9.00
	Boiled Feed Water	Temperature Deg C	105.00	105.00
	Clear Juice	Temperature Deg C	96.00	96.00

The image shows a handwritten signature in black ink over a circular official stamp. The stamp contains the text 'SUGAR DIVISION' at the top, 'RAJYA BHARAT SUGAR CORPORATION LIMITED' around the perimeter, and 'SANGREDDI' at the bottom.

8	Qty. of other materials Used 16-17 Season.		
	Scrapings	HL	0.00
	Wet & Damaged sugar	Qtls	1204.00
	C-Sugar	Qtls	820.00
			100.00


9 ANALYSIS OF OTHER MATERIALS USED SINCE BEGINING OF THE SEASON

	Wet & Damaged Sugar	C-Sugar	Scrapings
Sugar percent:	98.50	88.74	70.161
Brix percent:	99.60	98.60	92.00
Purity S.G. :	98.90	90.00	77.10
Available Sugar - Qtls	1179.757	672.452	92.848
Available Molasses - Qtls	21.000	126.488	51.252

10 STOCK IN PROCESS AS ON: 01-01-2018 @4.00AM

Basis: FM Brix 92.00 Pty 32.20

SL. N	PARTICULARS	HL	BRIX	PURITY	AVAILABLE Sugar - QTLS	MOLASSES QTLs
a)	Clear juice	1900	13.00	80.00	183.24	83.34
b)	Syrup	1163	59.00	80.00	620.02	281.99
c)	Remelt	0	0.00	0.00	0.00	0.00
d)	Massecuite					
	A	930	92.00	90.00	1090.69	205.16
	B	200	94.00	70.00	158.22	136.51
	C	600	99.00	50.00	240.98	735.79
e)	Light Molasses					
	A	297	67.00	92.00	228.84	33.27
	C	108	70.00	44.00	17.74	91.50
f)	Heavy Molasses					
	A	572	79.00	70.00	354.29	305.68
	B	300	81.00	48.00	80.38	287.54
g)	Seed & footings	1300	88.00	80.00	1183.385	538.20
h)	C-Boilings	1200	94.00	52.00	497.218	1310.219
i)	Sugar - unbagged					
	TOTAL				4654.994	4009.201




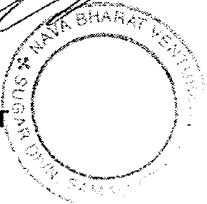
11 SUGAR BALANCE

S.No	PARTICULARS	For the month	Since Beginning of the season
1	Sugar in Cane	11.239	10.903
2	Sugar in mixed Juice	10.856	10.518
3	Sugar in Baggase	0.383	0.385
4	Sugar in Filtercake	0.065	0.069
5	Sugar in Molasses	1.180	1.169
6	Sugar in Sugars	9.590	9.260
7	Sugar Undetermined	0.020	0.020
8	Total losses (in bagasse, filter cake molasses & undetermined)	1.65	1.64

We hereby declare that the figures given in this return are complete and true to the best of our knowledge and belief.

Date: 04/01/2018


N.Prabhakar
VICE PRESIDENT




NAVA BHARAT VENTURES LIMITED, SAMALKOT.
Additional information to be appended to R.T. 7(c) for the month of December.-2017

* * * *

		Hrs.Mts.
1	Time Loss Account:	
	1) Miscellaneous	3:55:00
	2) Cane shortage	0.00
	3) Mechanical troubles	6:00
	4) Electrical troubles/ins	2:30:00
	5) Holidays	0:00:00
	6) Cleaning	0:00:00
	7) Process	0.00
	Percent of hours lost to the available	1.669
2	Rate of Crushing for 24 Hrs.:	
	1) Including stoppages Tons	3581.29
	2) Excluding stoppages "	3642.07
	3) Installed/Liscensed capacity	4000.00
3	Efficiency figures:	
	1) Mill extraction	96.59
	2) Reduced Mill extraction	96.80
	3) Added water % fibre	215.61
	4) Added water extracted into mixed juice % added water	74.88
	5) Undiluted juice lost in bagasse % fibre	24.04
	6) Boiling house extraction	88.51
	7) Virtual purity of molasses	32.95
	8) Reduced Boiling House extraction	
	as per Noel Deerr:	91.33
	as per Gundurao	91.16
	9) Overall recovery	85.49
	10) Reduced Overall recovery	
	as per Noel Deerr	85.40
	as per Gundurao	88.24
	11) ERQV - MJ/PJ	97.84
	LMJ/PJ	83.07
4	Masseccuites boiled:	
	A1' Masseccuite % cane	24.54
	A2' Masseccuite % cane	15.67
	'B' Masseccuite % cane	14.05
	'C' Masseccuite % cane	7.91
	Total	62.17
5	Grades of Sugar bagged:	
	I.S.S (Percentage of production)	-
	S-30	0.00
	S-31	35.92
	M-31	64.08
	L-30	-
	L-31	0.00
	Total	100.00

Date: 04/01/2018


N. Prabhakar
VICE PRESIDENT

