

Ref. No.SH/13/2018
30th January, 2018

National Stock Exchange of India Ltd.,
Exchange Plaza, 5th floor,
Plot No. C/1, G. Block,
Bandra-Kurla Complex,
Bandra (East),
MUMBAI – 400051.

BSE Limited.,
Market-Operation Dept.,
1st Floor, New Trading Ring,
Rotunda Bldg., P.J. Towers,
Dalal Street,
Fort, MUMBAI 400023.

Sub: Outcome of Board Meeting of the Company held on 30th January, 2018.

Ref: Regulation 30 and 33 of SEBI (Listing Obligations and Disclosure Requirements) Regulations, 2015

Dear Sirs,

Pursuant to Regulation 30 and 33 of SEBI (Listing Obligations and Disclosure Requirements) Regulations, 2015, we wish to inform you that the Board of Directors of the Company at its meeting held on Tuesday, the 30th January, 2018, which commenced at 11.00 a.m. and concluded at 1.15 p.m., inter- alia, approved:

1. Un-Audited Financial Results (both Consolidated and Standalone) for the Third Quarter ended 31st December, 2017.

We enclose a copy each of the following:


- I. Un-Audited Financial Results (both Consolidated and Standalone) for the Third Quarter ended 31st December, 2017.
- II. Limited Review Report dated 30th January, 2018 from Lodha & Co., Statutory Auditors of the Company
- III. Press Release

The Consolidated Financial Statement shall be published in the newspapers. The Standalone Financial statement, Consolidated Financial Statement and Press Release are available on the Company's website www.supreme.co.in

2. The Company's proposed Joint Venture with Kumi Kasei Co., Ltd. (Kumi) to undertake the business of manufacture and sale of injection molded plastic components for automotive application at its manufacturing unit at Khushkhera in Rajasthan (**Business**). The Auto Comp Business (part of Company's Industrial Product Segment) of the designated Unit is proposed to be transferred by the Company as a going concern on a slump sale basis to a newly incorporate Joint Venture Company (JVC). The Company envisages to hold up to 24% of the share capital of the JVC initially. The transaction is subject to agreement on final terms and conditions of the sale and joint venture to the mutual satisfaction of parties, the receipt of statutory approvals (including shareholders' approval as may be necessary) and other conditions as identified in the definitive agreements to be executed in due course.

The Supreme Industries Limited

Regd. Off. : 612, Raheja Chambers, Nariman Point, Mumbai-400 021. INDIA
CIN : L35920MH1942PLC003554 **PAN :** AAAC1344F



+91 (022) 22820072, 22851656
+91 (022) 22851657, 30925825
sil_narimanpoint@supreme.co.in


Corp. Off. : 1161 & 1162, Solitaire Corporate Park, 167, Guru Hargovindji Marg, Andheri- Ghatkopar Link Road, Chakala, Andheri (East), Mumbai-400093. INDIA
+91 (022) 67710000, 40430000 +91 (022) 67710099, 40430099 sil_ho@supreme.co.in www.supreme.co.in

The information pursuant to Regulation 30 of the LODR read with SEBI Circular CIR/CFD/CMD/4/2015 dated 9 September 2015 is as follows:

Amount and percentage of the turnover or revenue or income and net worth contributed by such unit or division of the listed entity during the last financial year	Khushkhera Unit generated a revenue/turnover of about INR 103 crores during the financial year 2016-17 constituting about 2.30% of the total revenue/turnover of the Company
Date on which the agreement for sale has been entered into	Definitive agreements are yet to be executed
Expected date of completion of sale/disposal	Approximately 3 – 4 months
Consideration received from such sale/disposal	It is expected that the Company would receive the enterprise value of the Business, amounting to approximately Rs. 100 Crores in cash for the sale (subject to closing adjustments in the manner outlined in the definitive agreements under negotiation). In connection with the transaction, the Company would also need to fund an initial investment of approximately Rs. 26 crores, for which it would acquire upto 24% of the joint venture company initially. It is also expected that the Company would enter into a binding agreement to exit the joint venture after a certain time frame and at a price and on other terms and conditions to be specified in the agreements.
Brief details of buyers and whether any of the buyers belong to the promoter/promoter group/group companies. If yes, details thereof.	The buyer will be a private limited company proposed to be set as a joint venture (JVC) between the Company and Kumi, in which Supreme will hold up to 24% of the share capital initially. The JVC will not belong to the promoter group of the Company.
Whether the transaction would fall within related party transactions? If yes, whether the same is done at "arms length"	Yes – the transaction is on arm's length.
Name of the entity(ies) forming part of the slump sale, details in brief such as, size, turnover etc.	The Company is proposing to transfer Automotive Component manufacturing facility situated at Khushkhera in Rajasthan having a net turnover of Rs. 103 Crores and EBIDTA of Rs 12.55 Crores in 2016-17 and had Gross Block of Fixed Assets of Rs. 75.82 Crores as on 31 st March, 2017. The JVC is the buyer, which is yet to be incorporated. The JVC is proposed to be set up as a private limited company in



	which the Company will hold maximum upto 24% of the share capital of the JVC initially.
Area of business of the entity(ies)	<p>The subject unit is primarily engaged in the manufacturing of plastic components for Automotive application and forms part of Industrial Product Segment of the Company. The Company offers a wide range of plastic products with a variety of applications in moulded furniture, storage & material handling products, composite cylinder, XF films & products, performance films, industrial moulded products, protective packaging products, plastic piping system, bath fittings & petrochemicals. The Company's products cater to all major segments, e.g. agriculture, infrastructure, auto, housing, industrial application, packaging, automobile, construction, sports, consumer appliances, civil and insulation among others.</p> <p>JVC is a private limited company proposed to be set up as a joint venture between the Company and Kumito undertake the Auto Comp Business of the designated unit.</p>
Rationale for the slump sale	<i>Company is not a major player in the field of Automotive Components. Further Certain advanced technological enhancement is likely to be required for the Business to grow. Kumi is already a Technical collaborator of the Company and has requisite skill set and technology and already catering to many international customers. Kumi wanted to have its manufacturing set up in India and proposed joint venture would be a win win situation for both the organisations.</i>
In case of cash consideration – amount or otherwise share exchange ratio;	It is expected that the Company would receive the enterprise value of the Business, amounting to approximately Rs. 100 Crores in cash for the sale (subject to closing adjustments in the manner outlined in the definitive agreements under negotiation). In connection with the transaction, the Company would also need to fund an initial investment of approximately Rs. 26 crores, for which it would acquire upto 24% of the joint venture company initially. It is also expected that the Company would enter into a binding



	agreement to exit the joint venture after a certain time frame and at a price and on other terms and conditions to be specified in the agreements.
Brief details of change in shareholding pattern (if any) of listed entity.	Not applicable

Please take the above on your records.

Thanking you,

Yours faithfully,

For The Supreme Industries Ltd.,



(R.J. Saboo)
AVP (Corporate Affairs) &
Company Secretary



Encl. : as above

The Supreme Industries Limited


CIN : L35920MH1942PLC003554; Regd. Office: 612, Raheja Chambers, Nariman Point, Mumbai 400 021; Website : www.supreme.co.in; Tel. 91 22 22851656; Fax: 91 22 22851657



Statement of Unaudited Consolidated Financial Results for the Quarter and Nine months ended 31st December, 2017.

Rs. In lacs

Particulars	Quarter ended			Nine months ended		Year ended
	31.12.2017 (Unaudited)	30.09.2017 (Unaudited)	31.12.2016 (Unaudited)	31.12.2017 (Unaudited)	31.12.2016 (Unaudited)	31.03.2017 (Audited)
1 INCOME						
(a) Revenue from operations	127830	105506	110742	349503	317963	446226
(b) Other income	50	12	40	105	256	513
TOTAL INCOME	127880	105518	110782	349608	318219	446739
2 EXPENSES						
(a) Cost of materials consumed	80945	73487	70209	230089	209121	293926
(b) Purchases of traded Goods	2691	2990	2702	7884	8095	7439
(c) Changes in inventories of finished goods, Semi finished goods and traded goods	1239	(6718)	(1447)	(3941)	(11775)	(12198)
(d) Employee benefits expenses	5976	5791	5333	17137	15383	21168
(e) Finance costs	786	515	847	1633	2684	3026
(f) Depreciation and amortisation expense	4276	4244	3869	12579	11312	15429
(g) Power and fuel expense	4672	4142	4125	12889	12179	16267
(h) Other expenses	12534	11418	11252	35409	32766	43437
TOTAL EXPENSES	113119	95869	96890	313679	279765	388494
3 PROFIT BEFORE TAX [1-2]	14761	9649	13892	35929	38454	58245
4 TAX EXPENSES						
(a) Current Tax	5251	3050	4555	12334	12631	19500
(b) Deferred Tax (Credit) / Charge	(73)	618	261	500	713	1078
	5178	3668	4816	12834	13344	20578
5 PROFIT AFTER TAX [3-4]	9583	5981	9076	23095	25110	37667
6 OTHER COMPREHENSIVE INCOME (NET OF TAX)						
(a) Items that will not be reclassified subsequently to Profit or loss						
Remeasurment of net defined benefit plans	(81)	(81)	(90)	(242)	(270)	(326)
Income Tax relating to Remeasurment of net defined benefit plans	28	28	31	84	94	113
(b) Share of other comprehensive income in associate (net of tax)	-	-	-	-	-	(13)
TOTAL OTHER COMPREHENSIVE INCOME (NET OF TAX)	(53)	(53)	(59)	(158)	(176)	(226)
7 TOTAL COMPREHENSIVE INCOME FOR THE PERIOD [5+6]	9530	5928	9017	22937	24934	37441
8 SHARE OF PROFIT OF ASSOCIATE	839	1100	1062	2248	3288	5373
9 NET PROFIT AFTER TAXES AND SHARE OF PROFIT OF AN ASSOCIATE [7+8]	10369	7028	10079	25185	28222	42814
10 EQUITY						
Equity share capital	2541	2541	2541	2541	2541	2541
Other equity						167031
11 EARNINGS PER EQUITY SHARE (BASIC & DILUTED) (Face value of Rs. 2 each fully paid up)	8.20	5.57	7.98	19.95	22.36	33.88



The Supreme Industries Limited


CIN : L35920MH1942PLC003554; Regd. Office: 612, Raheja Chambers, Nariman Point, Mumbai 400 021; Website : www.supreme.co.in; Tel. 91 22 22851656; Fax: 91 22 22851657



Statement of Unaudited Standalone Financial Results for the Quarter and Nine months ended 31st December, 2017.

Rs. in lacs

Particulars	Quarter ended			Nine months ended		Year ended
	31.12.2017 (Unaudited)	30.09.2017 (Unaudited)	31.12.2016 (Unaudited)	31.12.2017 (Unaudited)	31.12.2016 (Unaudited)	31.03.2017 (Audited)
1 INCOME						
(a) Revenue from operations	127813	105506	110724	349477	317905	446177
(b) Other income	339	1024	329	1407	545	802
TOTAL INCOME	128152	106530	111053	350884	318450	446979
2 EXPENSES						
(a) Cost of materials consumed	80945	73487	70209	230089	209121	293926
(b) Purchases of traded Goods	2678	2968	2686	7836	8047	7451
(c) Changes in inventories of finished goods, Semi finished goods and traded goods	1239	(6718)	(1447)	(3941)	(11775)	(12198)
(d) Employee benefits expenses	5964	5778	5318	17099	15342	21105
(e) Finance costs	786	515	847	1633	2684	3024
(f) Depreciation and amortisation expense	4276	4244	3868	12579	11312	15429
(g) Power and fuel expense	4672	4142	4125	12889	12179	16267
(h) Other expenses	12540	11488	11266	35520	32809	43467
TOTAL EXPENSES	113100	95904	96872	313704	279719	388471
3 PROFIT BEFORE TAX [1-2]	15052	10626	14181	37180	38731	58508
4 TAX EXPENSES						
(a) Current Tax	5251	3050	4555	12334	12631	19500
(b) Deferred Tax (Credit) / Charge	(73)	617	261	500	713	1078
	5178	3667	4816	12834	13344	20578
5 PROFIT AFTER TAX [3-4]	9874	6959	9365	24346	25387	37930
6 OTHER COMPREHENSIVE INCOME (NET OF TAX)						
Items that will not be reclassified subsequently to Profit or loss						
(a) Remeasurment of net defined benefit plans	(81)	(81)	(90)	(242)	(270)	(326)
(b) Income Tax relating to Remeasurment of net defined benefit plans	28	28	31	84	94	113
TOTAL OTHER COMPREHENSIVE INCOME (NET OF TAX)	(53)	(53)	(59)	(158)	(176)	(213)
7 TOTAL COMPREHENSIVE INCOME FOR THE PERIOD [5+6]	9821	6906	9306	24188	25211	37717
8 EQUITY						
Equity share capital	2541	2541	2541	2541	2541	2541
Other equity						152804
9 EARNINGS PER EQUITY SHARE (BASIC & DILUTED) (Face value of Rs. 2 each fully paid up)	7.77	5.48	7.37	19.17	19.99	29.86



Notes:

- 1 The Company sold 96,736 MT of Plastic goods and achieved net product turnover of Rs. 1,266 Crores during the 3rd quarter of the current year against sales of 81,183 MT and net product turnover of Rs. 1097 crores in the corresponding quarter of previous year achieving volume & product value growth of about 19% and 15% respectively. The Company sold 2,67,961 MT of Plastic goods and achieved net product turnover of Rs. 3,437 Crores during 9 months period of the current year against sales of 2,45,036 MT and net product turnover of Rs. 3,134 crores in the corresponding period of previous year achieving volume & product value growth of about 9% and 10% respectively.

2(a) Key Standalone Financial Information :

Rs. In Lacs

Particulars	Quarter ended			Nine months ended		Year ended
	31.12.2017	30.09.2017	31.12.2016	31.12.2017	31.12.2016	31.03.2017
	(Unaudited)	(Unaudited)	(Unaudited)	(Unaudited)	(Unaudited)	(Audited)
Total Income	128152	106530	111053	350884	318450	446979
Net Profit before tax and other comprehensive income	15052	10626	14181	37180	38731	58508
Total Comprehensive Income	9821	6906	9306	24188	25211	37717


The Standalone Financial Results are available at the Company's website www.supreme.co.in and on the websites of the stock exchanges www.bseindia.com and www.nseindia.com.

- 2(b) In the standalone results, other income includes dividend received from Supreme Petrochem Limited of Rs. 1302 lacs (Previous year Rs.289 Lacs).
- 2(c) Pre GST, the Company was eligible for Industrial Promotion Assistance Schemes (Schemes) from various state governments, mostly by way of refund of Sales Tax. Post GST, pending notification from the respective state governments for continuance of the schemes, on prudent basis the Company has not recognized this benefit from 1st July' 2017 to 31st December' 2017. The Company is hopeful of continuance of the Schemes and benefits accruing therefrom.

3 Segment Reporting :

Rs. In Lacs

Particulars	Quarter ended			Nine months ended		Year ended
	31.12.2017	30.09.2017	31.12.2016	31.12.2017	31.12.2016	31.03.2017
	(Unaudited)	(Unaudited)	(Unaudited)	(Unaudited)	(Unaudited)	(Audited)
1) Segment Revenue						
Plastics Piping Products	66645	56706	56188	189841	173110	246702
Industrial Products	19273	18520	14985	54406	46035	62407
Packaging Products	31919	21525	31059	77316	72499	98126
Consumer Products	9134	8423	7818	25644	23324	31474
Others	859	332	692	2296	2995	7517
Net Revenue from Operations	127830	105506	110742	349503	317963	446226
2) Segment Results						
Plastics Piping Products	6780	5035	7410	18330	23058	33656
Industrial Products	1846	1580	965	4518	3213	5578
Packaging Products	6142	2779	5633	12529	12847	18162
Consumer Products	1208	1145	1167	3302	3356	5314



Others	(343)	(264)	(331)	(926)	(867)	(858)
Total Segment Profit before Interest and Tax	15633	10275	14844	37753	41607	61852
Less: Finance Cost	786	515	847	1633	2684	3026
Less: Other Unallocable expenditure (Net of other income)	86	111	105	191	469	581
Profit before Tax	14761	9649	13892	35929	38454	58245
Less: Provision for Tax	5178	3668	4816	12834	13344	20578
Add: Other comprehensive income (net of tax)	(53)	(53)	(59)	(158)	(176)	(226)
Add: Share of profit of associate	839	1100	1062	2248	3288	5373
Profit after Tax	10369	7028	10079	25185	28222	42814

Notes on segment information

3.1 Business segments

Based on the "management approach" as defined in Ind-AS 108 - Operating Segments, the Managing Director/Decision Maker evaluates the Company's performance and allocates resources based on an analysis of various performance indicators by business segments. Accordingly, information has been presented along with these business segments. The accounting principles used in the preparation of the financial statements are consistently applied to record revenue and expenditure in individual segments.

3.2 Segment assets and liabilities

The Company is engaged mainly in production of plastic products. Most of the assets, liabilities and depreciation/amortisation of the aforesaid reportable segments are interchangeable or not practically allocable. Accordingly, segment assets, liabilities and depreciation/amortisation have not been presented.

- The Consolidated Results includes Results of (a) the Company's 100% Subsidiary Company viz." The Supreme Industries Overseas (FZE)" incorporated in SAIF Zone,UAE and (b) Associate Company viz."Supreme Petrochem Limited", in which the Company holds 29.99% of its paid-up equity share capital.
- The previous period's figures have been re-grouped / re-classified wherever required to conform to current period's classification. All figures of financials has been rounded off to nearest lacs rupees.

The above financial results, which have been subjected to "Limited Review" by the Auditors,have been reviewed by the Audit Committee and approved by the Board of Directors at their meetings held on 30th January, 2018.


Place: Mumbai
Dated: 30th January, 2018



For The Supreme Industries Ltd.,

B L Taparia

B L Taparia
Chairman
(DIN No. 00112438)



LIMITED REVIEW REPORT

**To The Board of Directors,
The Supreme Industries Limited**

We have reviewed the accompanying statement of unaudited consolidated financial results of **The Supreme Industries Limited** ("the Holding Company"), its foreign subsidiary and an associate (together referred to as "the Group") for the quarter and nine months ended **December 31, 2017**. This statement is the responsibility of the Holding Company's management and has been approved by the Board of Directors. Our responsibility is to issue a report on these financial results based on our review.

We conducted our review in accordance with the Standard on Review Engagements (SRE) 2410, "Review of Interim Financial Information Performed by the Independent Auditor of the Entity" issued by the Institute of Chartered Accountants of India. This Standard requires that we plan and perform the review to obtain moderate assurance as to whether the financial statements are free of material misstatement. A review is limited primarily to inquiries of Holding Company personnel and analytical procedures applied to financial data and thus provide less assurance than an audit. We have not performed an audit and accordingly, we do not express an audit opinion.

The Statement includes the results of the following entities:

Name of the Entity	Relationship
The Supreme Industries Overseas (FZE)	Wholly Owned Subsidiary
Supreme Petrochem Limited	Associate in which Company holds 29.99% stake

We have not reviewed the financial statements of a foreign subsidiary included in the consolidated financial statements, whose financial statements reflect total assets of Rs. 359 lacs as at December 31, 2017, total revenue of Rs.76 lacs and Rs. 225 lacs and total profit of Rs.10 lacs and Rs.50 lacs for the quarter and nine months ended December 31, 2017, respectively. These financial statements have been certified by the Company's Management and furnished to us, and our opinion, in so far as it relates to the amount included in respect of the said subsidiary is based solely on these certified financial statements.

We have not reviewed the financial statements of an associate included in the consolidated financial statements, whose financial statements reflect net profit (total comprehensive income after tax) of Rs.839 lacs and Rs.2248 lacs (represents Group's share) for the quarter and nine months ended December 31, 2017, respectively. These financial statements have been reviewed by other auditor whose review report has been furnished to us and our opinion is based solely on the report of such other auditor.

Based on our review, conducted as above, nothing has come to our attention that causes us to believe that the accompanying statement of unaudited financial results prepared in accordance with applicable Indian Accounting Standards (IND AS) and other recognized accounting practices and policies has not disclosed the information required to be disclosed in terms of Regulation 33 of the SEBI (Listing Obligations and Disclosure Requirements) Regulations, 2015 read with Circulars issued from time to time including the manner in which it is to be disclosed, or that it contains any material misstatement.

For Lodha and Company



**Chartered Accountants
ICAI Firm Registration No. 301051E**

R.P. Baradiya
**R.P. Baradiya
Partner
Membership No. 44101**

**Place: Mumbai
Date: 30th January, 2018**

LIMITED REVIEW REPORT

**To The Board of Directors
The Supreme Industries Limited**

We have reviewed the accompanying statement of unaudited standalone financial results of **The Supreme Industries Limited** ('the Company') for the quarter and nine months ended **December 31, 2017**. This statement is the responsibility of the Company's Management and has been approved by the Board of Directors. Our responsibility is to issue a report on these results based on our review.

We conducted our review in accordance with the Standard on Review Engagement (SRE) 2410, "Review of Interim Financial Information Performed by the Independent Auditor of the Entity" issued by the Institute of Chartered Accountants of India. This standard requires that we plan and perform the review to obtain moderate assurance as to whether the financial statements are free of material misstatement. A review is limited primarily to inquiries of company personnel and analytical procedures applied to financial data and thus provide less assurance than an audit. We have not performed an audit and accordingly, we do not express an audit opinion.

Based on our review conducted as above, nothing has come to our attention that causes us to believe that the accompanying statement of unaudited financial results prepared in accordance with applicable Indian Accounting Standards (IND AS) and other recognized accounting practices and policies, has not disclosed the information required to be disclosed in terms of Regulation 33 of the SEBI (Listing Obligations and Disclosure Requirements) Regulations, 2015 read with Circulars issued from time to time, including the manner in which it is to be disclosed, or that it contains any material misstatement.



Place: Mumbai

Date: 30th January, 2018

**For Lodha and Company
Chartered Accountants
ICAI Firm Registration No. 301051E**


**R.P. Baradiya
Partner**

Membership No. 44101

The Supreme Industries Limited

Press Release

THE SUPREME INDUSTRIES LIMITED (Supreme) ANNOUNCES UNAUDITED STANDALONE & CONSOLIDATED FINANCIAL RESULTS FOR THE QUARTER AND NINE MONTHS ENDED 31st DECEMBER, 2017.

Mumbai, 30th January, 2018

The Supreme Industries Limited (Supreme), India's leading Plastics product manufacturing company, announced its Unaudited Standalone & Consolidated financial results for the Quarter and Nine months ended 31st December, 2017, at its Board Meeting held today.

[A] Standalone Results

(Rs. in Crores)

Particulars	Quarter ended 31.12.2017	Quarter ended 31.12.2016	Nine Months ended 31.12.2017	Nine Months ended 31.12.2016	Previous Year ended 31st March 2017
Plastic Goods Sold (MT)	96736	81183	267961	245036	340906
Net Plastics Product Turnover	1266	1097	3437	3134	4376
Total Turnover	1278	1107	3495	3179	4462
Operating Profit (PBDIT)	201	189	514	527	770
Profit before tax	151	142	372	387	585
Profit after tax	98	93	242	252	377

[B] Consolidated Results


[Including results of (a) the Company's 100% Subsidiary Company viz. "The Supreme Industries Overseas (FZE) incorporated in SAIF Zone, UAE and (b) Associate Company viz. "Supreme Petrochem Limited", in which the Company holds 29.99% of its paid-up equity share capital

(Rs. in Crores)

Particulars	Quarter ended 31.12.2017	Quarter ended 31.12.2016	Nine Months ended 31.12.2017	Nine Months ended 31.12.2016	Previous Year ended 31st March 2017
Consolidated Total Income	1279	1108	3496	3182	4467
Consolidated Operating Profit (PBDIT)	207	197	524	557	821
Consolidated Profit before tax	156	150	382	417	636
Consolidated Profit after tax	104	101	252	282	428

[C] Product Group wise Performance

Segment	Volume (MT)			Value (Rs. In crores)			OPM %	
	Q3'17	Q3'16	% Increase/ (Decrease)	Q3'17	Q3'16	% Increase/ (Decrease)	Q3'17	Q3'16
Plastic Piping System	64435	51570	24.95	666	562	18.53	13.19	16.37
Packaging Products	15806	15333	3.09	319	317	0.78	21.89	20.03
Industrial Products	11350	9708	16.91	193	150	28.61	13.56	11.63
Consumer Products	5143	4561	12.75	91	78	16.64	17.28	19.06
Composite	3	11						
Total	96736	81183	19.16	1,270	1,107	14.68	15.60	16.82



(D) The share of overall Sales in the Value added products has been 40 % of the Total Sales in the 3rd Quarter ended 31st December, 2017 as against 43% in the corresponding period of previous year. The Company's remains focused to increase the share of value added products in its turnover.

(E) Capex

Company envisages Capex in the range of about Rs. 425 to 450 Crores in FY 2017-18 and the same is progressing smoothly.

Project work at Ghiloth (Rajasthan), Malanpur Unit III (MP) and Jadcherla (Telangana) is running smoothly and likely to go into production in next financial year.

Keeping in view the expansion opportunities, Company has finalised to purchase about 11.2 Acres of land adjoining to its Puducherry plant which was made available to it.

The Company expects better business growth potential going forward. Considering the same Company has increased investment plan to around to Rs. 450 Crores in this year compared to Rs. 350 crores as planned in beginning of the year. Increased investment outlay along with increased working capital requirement may require small debt to remain in the books of the Company instead of Company being debt free.

(F) Business Outlook

Mr. M. P. Taparia, Managing Director, The Supreme Industries Limited, said:

GST has stabilized. The introduction of E-Way Bill from 1st Feb. will boost the business of organized players. Going forward the demand looks better in all the segments serviced by the Company.

Raw Material prices have strengthened since December beginning. The Hurricane Harvey cyclone in USA Gulf Coast has forced several Petrochemical plant to remain closed for a significant period. It also delayed new plants which were to come on stream. This tightness was further exacerbated due to import ban on plastics scrap by China effective from 1st January this year. This has boosted demand of virgin polymers as china was importing in excess of 5 million tons of plastics waste in a year. The world economy is also in higher growth path. The crude prices has also gone up. Several polluting plants making polymers in China were asked to close down. The effect of all these factors have made polymer supply position tight and boosted the price level. In first half of the current calendar year the polymer prices are expected to remain at elevated level.

The Company still maintains its annual volume growth estimate of 12% for the financial year as the Company has clocked volume 19% growth in the third quarter. The Company is able to pass the increased Raw material cost, The Company could increase its OPM in the quarter by 2% as compared to previous quarter.

The demand from housing sector has returned back, The Company is getting good enquiries from infrastructure sector. The Export of Company's products has increased by 59% in the quarter as compare to corresponding quarter of previous year. The Company has installed



CPVC fire sprinkler system first time in India to the satisfaction of the relevant authorities. The Company expects good business growth in this application during current financial year and beyond.

About Supreme Industries Limited

Supreme Industries Limited is India's leading plastics product manufacturer, offering a wide and comprehensive range of plastic products in India. The company operates in various product categories viz. Plastic Piping System, Cross Laminated Films & Products, Protective Packaging Products, Industrial Moulded Components, Moulded Furniture, Storage & Material Handling Products, Performance Packaging Films and Composite LPG Cylinders.

Supreme Industries has 25 technologically advanced manufacturing facilities located at various places spread across the country. The company has built-up excellent relationship with its distributors and is also providing orientation to them, in order to ensure proper service to ultimate customers.

For further information, kindly contact:-
Mr. Krishnamoorthy R.
Ketchum Sampark Pvt. Ltd.
09967067542

For The Supreme Industries Limited



R. J. Saboo
(AVP Corp. Affairs & Company Secretary)

