

**October 15, 2018**

**Scrip Code – 535789**

**BSE Limited**

Phiroze Jeejeebhoy Towers,

Dalal Street,

MUMBAI – 400 001

**IBULHSGFIN/EQ**

**National Stock Exchange of India Limited**

“Exchange Plaza”,

Bandra-Kurla Complex, Bandra (E).

MUMBAI – 400 051

**Re: Approval of Unaudited Financial Results for the quarter and half year ended September 30, 2018, declaration of Interim Dividend for the FY 2018-19 and outcome of Board Meeting**

Dear Sir,

Pursuant to Regulation 33 of the Securities and Exchange Board of India (Listing Obligations and Disclosure Requirements) Regulations, 2015 (“Listing Regulations”), we enclose hereto, for your information and record, the Unaudited Standalone and Consolidated Financial Results of Indiabulls Housing Finance Limited (the Company) for the quarter and half year ended September 30, 2018, duly approved by the Board of Directors of the Company at its meeting held today i.e. October 15, 2018, which was commenced at 2:30 P.M. and concluded at 4:00 P.M.

We also submit herewith Limited Review Reports dated October 15, 2018, issued by the Statutory Auditors of the Company, on the Standalone and Consolidated Financial Results of the Company for the said period, which was duly placed before the Board at the aforesaid meeting.


Further, pursuant to the applicable provisions of the Listing Regulations, we wish to inform you that the Board of Directors of the Company at its aforesaid meeting has declared an Interim Dividend of INR 10/- per equity share (on the face value of INR 2/- per share) for the financial year 2018-19, and that the record date for the purpose of determining the names of members eligible for receipt of the interim dividend will be **Friday, October 26, 2018**. The dividend will be paid on or before **Wednesday, November 14, 2018**.

Further, the Board of Directors of the Company in the aforesaid meeting has also authorised the Company to issue Secured Non-Convertible Debentures and Unsecured Non-Convertible Debentures, in the nature of Subordinate Debt, upto INR 25,000 Crore and INR 1,000 Crores respectively, on private placement basis, in one or more tranches, from time to time.

Thanking you,

Yours truly

for **Indiabulls Housing Finance Limited**



Amit Jain

*Company Secretary*

*Enclosure: as above*

CC:

**Luxembourg Stock Exchange, Luxembourg**

**Singapore Exchange Securities Trading Limited, Singapore**


# Indiabulls HOME LOANS

Indiabulls Housing Finance Limited  
(CIN: L65922DL2005PLC136029)  
Unaudited Consolidated Financial Results  
for the quarter and six months ended September 30, 2018

(Rupees in Crores)

## Statement of Consolidated Unaudited Results for the quarter and six months ended September 30, 2018

Particulars	Quarter ended			Six Months ended	
	30.09.18	30.06.18	30.09.17	30.09.18	30.09.17
	(Unaudited)	(Unaudited)	(Unaudited)	(Unaudited)	(Unaudited)
1 Revenue from operations	3,980.39	3,890.27	3,155.68	7,870.66	6,172.17
2 Other income (Refer Note 5)	274.88	181.05	296.77	455.93	568.52
<b>3 Total revenue (1+2)</b>	<b>4,255.27</b>	<b>4,071.32</b>	<b>3,452.45</b>	<b>8,326.59</b>	<b>6,740.69</b>
<b>4 Expenses</b>					
Employee benefits expense	196.31	209.03	178.39	405.34	314.48
Finance costs	2,556.37	2,335.14	1,911.30	4,891.51	3,752.05
Depreciation and amortisation expense	10.94	8.43	7.83	19.37	15.30
Other expenses	105.09	116.28	246.96	221.37	488.95
<b>Total expenses</b>	<b>2,868.71</b>	<b>2,668.88</b>	<b>2,344.48</b>	<b>5,537.59</b>	<b>4,570.78</b>
<b>5 Profit before tax (3-4)</b>	<b>1,386.56</b>	<b>1,402.44</b>	<b>1,107.97</b>	<b>2,789.00</b>	<b>2,169.91</b>
<b>6 Tax expense</b>					
Current tax expense (Net of MAT credit entitlement)	445.35	323.10	140.05	768.45	373.96
Deferred Tax (Credit) / Charge	(93.71)	30.66	115.67	(63.05)	138.81
<b>Total Tax Expense</b>	<b>351.64</b>	<b>353.76</b>	<b>255.72</b>	<b>705.40</b>	<b>512.77</b>
<b>7 Profit for the Period / Year (5-6)</b>	<b>1,034.92</b>	<b>1,048.68</b>	<b>852.25</b>	<b>2,083.60</b>	<b>1,657.14</b>
8 Add: Share of Profit / (Loss) of Associate	9.23	6.04	9.10	15.27	13.70
<b>9 Profit for the period / year attributable to Minority Interest (7+8)</b>	<b>1,044.15</b>	<b>1,054.72</b>	<b>861.35</b>	<b>2,098.87</b>	<b>1,670.84</b>
10 Less: Share of Profit attributable to Minority Interest	-	-	-	-	-
<b>11 Profit for the period / year attributable to the Shareholders of the Company (9-10)</b>	<b>1,044.15</b>	<b>1,054.72</b>	<b>861.35</b>	<b>2,098.87</b>	<b>1,670.84</b>
<b>12 Other comprehensive income</b>					
Other comprehensive income / loss (net of tax)	90.39	(16.74)	(21.71)	73.65	(53.37)
<b>13 Total comprehensive income (after tax) (11+12)</b>	<b>1,134.54</b>	<b>1,037.98</b>	<b>839.64</b>	<b>2,172.52</b>	<b>1,617.47</b>
14 Paid-up Equity Share Capital	85.34	85.32	84.87	85.34	84.87



15	Earnings per Share (EPS) before extraordinary items <i>*(EPS for the quarters and six months are not annualised)</i>					
	-Basic (Amount in Rs.)	24.48	24.73	20.30	49.20	39.38
	-Diluted (Amount in Rs.)	24.25	24.48	20.04	48.73	38.90
	-Face Value (Amount in Rs.)	2.00	2.00	2.00	2.00	2.00
	Earnings per Share (EPS) after extraordinary items <i>*(EPS for the quarters and six months are not annualised)</i>					
	-Basic (Amount in Rs.)	24.48	24.73	20.30	49.20	39.38
	-Diluted (Amount in Rs.)	24.25	24.48	20.04	48.73	38.90
	-Face Value (Amount in Rs.)	2.00	2.00	2.00	2.00	2.00
16	<b>Items exceeding 10% of Total Expenses</b>					
	-ECL for Loan assets / Bad Debts Written Off (Net)	40.28	64.84	199.70	105.12	390.35
	<b>Notes to the Financial Results:</b>					
1	<p>The Group has adopted Indian Accounting Standards ('Ind AS') notified under Section 133 of the Companies Act 2013 ('the Act') read with the Companies (Indian Accounting Standards) Rules, 2015 from April 01, 2018 and the effective date of such transition is April 01, 2017. Such transition has been carried out from the erstwhile Accounting Standards notified under the Act, read with relevant rules issued thereunder and guidelines issued by the National Housing Bank ('NHB') (Collectively referred to as 'the Previous GAAP'). Accordingly, the impact of transition has been recorded in the opening reserves as at April 01, 2017. The corresponding figures presented in these results have been prepared on the basis of the previously published results under previous GAAP for the relevant periods, duly re-stated to Ind AS. These Ind AS adjustments have been reviewed by the statutory auditors.</p> <p>These financial results have been drawn on the basis of Ind AS accounting standards that are applicable to the Group as at September 30, 2018 based on MCA Notification G.S.R.111(E) and G.S.R. 365(E) dated February 16, 2015 and March 31, 2016 respectively. There is a possibility that these financial results for the current and previous periods may require adjustments due to changes in financial reporting requirements arising from new standards, modifications to the existing standards, guidelines issued by Ministry of Corporate Affairs and NHB / RBI or changes in the use of one or more optional assumptions from full retrospective application of certain Ind AS permitted under Ind AS 101.</p>					
2	<b>Reconciliation between financial result previously reported (Previous GAAP) and Ind AS</b>					
		<b>(Rupees in Crores)</b>				
		<b>Quarter ended</b>		<b>Six Months ended</b>		
		<b>30.09.17</b>		<b>30.09.17</b>		
	<b>Particulars</b>	<b>(Unaudited)</b>		<b>(Unaudited)</b>		
	<b>Total profit as per Previous GAAP</b>	861.06		1,649.28		
	Adjustment on account of effective interest rate / derivatives valuation	(99.78)		(171.34)		
	Adjustment due to fair valuation of employee stock options	(16.92)		(20.65)		
	Adjustment on account of expected credit loss	(17.70)		(8.34)		
	Adjustment on account of gain from excess interest spread on assignment transactions and Securitisation	112.62		176.14		
	Other Adjustments	16.24		20.60		
	Tax Impact on above including reversal of Deferred Tax Liability on 36 (1) (viii) for the quarter	5.83		25.15		
	<b>Net profit under Ind AS</b>	<b>861.35</b>		<b>1,670.84</b>		
	<b>Other comprehensive income / loss (net of tax)</b>	<b>(21.71)</b>		<b>(53.37)</b>		




3

Statement of Assets and Liabilities:		(Rupees in Crores)
Particulars	As at	
	30.09.18	
	(Unaudited)	
<b>ASSETS</b>		
<b>Non-current assets</b>		
Property, plant and equipment		113.22
Goodwill on Consolidation		57.83
Other Intangible		15.18
<b>Financial assets</b>		
-Investments		2,947.55
-Loans		102,571.72
Other Financial Assets		1,174.22
Deferred tax assets (net)		410.89
Other non-current assets		426.68
	<b>Sub-total - Non-current assets</b>	<b>107,717.29</b>
<b>Current assets</b>		
-Investments		14,798.31
-Trade Receivables		34.62
-Cash and cash equivalents		3,656.59
-Bank Balances other than above		416.82
-Loans		11,661.45
-Other financial assets		820.09
Current tax assets		490.90
Other current assets		207.53
	<b>Sub-total - Current assets</b>	<b>32,086.31</b>
	<b>TOTAL- ASSETS</b>	<b>139,803.60</b>
<b>EQUITY AND LIABILITIES</b>		
<b>Equity</b>		
Equity share capital		85.34
Other equity		15,383.67
	<b>Total Equity</b>	<b>15,469.01</b>



<b>Liabilities</b>	
<b>Non-current liabilities</b>	
<b>Financial Liabilities</b>	
- Borrowings	70,405.75
- Other financial liabilities	423.95
Provisions	149.77
Other non current liabilities	303.70
<b>Sub-total - Non-Current Liabilities</b>	<b>71,283.17</b>
<b>Current liabilities</b>	
<b>Financial Liabilities</b>	
- Borrowings	32,248.28
- Trade Payables	29.02
- Other financial liabilities	20,608.16
Other current liabilities	95.26
Current tax liabilities (net)	61.38
Provisions	9.32
<b>Sub-total - Current Liabilities</b>	<b>53,051.42</b>
<b>TOTAL EQUITY AND LIABILITIES</b>	<b>139,803.60</b>

- 4 The consolidated financial results of Indiabulls Housing Finance Limited ('IBHFL', 'the Company') for the quarter and six months ended September 30, 2018 have been reviewed by the Audit Committee and subsequently approved at the meeting of the Board of Directors held on October 15, 2018. The consolidated financial results have been subjected to a limited review by the Statutory Auditors of the Company.
- 5 The income received/recognised by the Company from its Cash equivalents and Current investments in the form of Dividend Income on Units of Mutual Funds, Profit on appreciation of Mutual Funds (unquoted) and Profit on sale of Current Investments, is included in Other Income above.
- 6 In the standalone financial statements of Indiabulls Housing Finance Limited, the investment in Acorn Oak North Holdings Limited has been accounted for on fair value basis resulting in a net increase in total equity (net worth) of Rs. 1,906.47 crores to Rs. 16,612.40 crores. The consolidated total equity (net worth) does not yet include impact of fair valuation of this investment. Consolidated equity would have increased to Rs. 17,349.54 crores, had this been implemented at the consolidated levels also.
- 7 The Group has availed the exemption provided by Securities and Exchange Board of India (SEBI) vide Circular No. CIR/CFD/FAL/62/2016 in respect of disclosure requirements pertaining to disclosure of financial results and Statement of Assets and Liabilities for the year ended and as at March 31, 2018. Accordingly, the financial results and Statement of Assets and Liabilities for the year ended and as at March 31, 2018 is not disclosed.
- 8 The Company's main business is financing by way of loans for purchase or construction of residential houses, commercial real estate and certain other purposes in India. All other activities of the Company revolve around the main business. Accordingly, there are no separate reportable segments as per IND-AS 108 dealing with Operating Segment.
- 9 Figures for the prior year / period have been regrouped and / or reclassified wherever considered necessary.



**Review Report to  
The Board of Directors  
Indiabulls Housing Finance Limited**

1. We have reviewed the accompanying statement of unaudited consolidated financial results of Indiabulls Group comprising Indiabulls Housing Finance Limited ('the Company') and its subsidiaries and associate (together, referred 'the Group'), for the quarter and six months ended September 30, 2018 (the "Statement"), being submitted by the Company pursuant to the requirement of Regulation 33 of the SEBI (Listing Obligation and Disclosure Requirements) Regulations, 2015, read with SEBI Circular No. CIR/CFD/FAC/62/2016 dated July 5, 2016 (the 'circular').
2. The preparation of the Statement in accordance with the recognition and measurement principles laid down in Indian Accounting Standard 34, (Ind AS) 34 "Interim Financial Reporting" prescribed under Section 133 of the Companies Act, 2013 read with Rule 3 of Companies (Indian Accounting Standards) Rules, 2015, as amended, read with the Circular is the responsibility of the Company's management and has been approved by the Board of Directors of the Company. Our responsibility is to express a conclusion on the Statement based on our review.
3. We conducted our review in accordance with the Standard on Review Engagements (SRE) 2410, 'Review of Interim Financial Information Performed by the Independent Auditor of the Entity' issued by the Institute of Chartered Accountants of India. This standard requires that we plan and perform the review to obtain moderate assurance as to whether the Statement is free of material misstatement. A review is limited primarily to inquiries of company personnel and analytical procedures applied to financial data and thus provides less assurance than an audit. We have not performed an audit and accordingly, we do not express an audit opinion.
4. We did not review the financial statements and other financial information, in respect of 16 subsidiaries, whose Ind AS financial statements include total assets of Rs. 13,756.67 crore as at September 30, 2018 and total revenues of Rs. 407.83 crore and Rs. 705.99 crore for the quarter and the six months ended on that date respectively. These financial statements and other financial information have been reviewed by other auditors, whose financial statements, other financial information and auditor's reports have been furnished to us by the management. The consolidated financial statements also include the Group's share of net profit of Rs. 9.23 crore and Rs. 15.27 crore for the quarter and the six months ended September 30, 2018 respectively, as considered in the consolidated financial statements, in respect of one associate, whose financial statements, other financial information have been reviewed by other auditors and whose reports have been furnished to us by the Management. Our conclusion, in so far as it relates to the affairs of such subsidiaries and associate is based solely on the report of other auditors. Our conclusion is not modified in respect of this matter.

One of these subsidiary is located outside India whose financial statements and other financial information has been prepared in accordance with accounting principles generally accepted in its country and which has been reviewed by other auditor under generally accepted auditing standards applicable in that country. The Company's management has converted the financial statements of such subsidiary located outside India from accounting principles generally accepted in their respective countries to accounting principles generally accepted in India. We have reviewed these conversion adjustments made by the Company's management. Our conclusion in so far as it relates to the balances and affairs of such subsidiary located outside India is based on the report of other auditors and the conversion adjustments prepared by the management of the Company and reviewed by us.

5. Based on our review conducted as above and on consideration of reports of other auditors on the unaudited separate quarterly financial results and on the other financial information of the subsidiaries and associate, nothing has come to our attention that causes us to believe that the accompanying Statement of unaudited consolidated financial results prepared in accordance with the recognition and measurement principles laid down in the applicable Indian Accounting Standards, specified under Section 133 of the Companies Act, 2013, read with relevant rules issued

# **S.R. BATLIBOI & Co. LLP**

Chartered Accountants

thereunder and other recognised accounting practices and policies has not disclosed the information required to be disclosed in terms of Regulation 33 of the SEBI (Listing Obligations and Disclosure Requirements) Regulations, 2015, read with the circular, including the manner in which it is to be disclosed, or that it contains any material misstatement.

**For S.R. BATLIBOI & CO. LLP**

Chartered Accountants

**ICAI Firm registration number: 301003E/E300005**



**per Viren H. Mehta**

Partner

Membership No.: 048749

Mumbai

October 15, 2018

**Indiabulls Housing Finance Limited**  
(CIN: L65922DL2005PLC136029)  
**Unaudited Standalone Financial Results**  
for the quarter and six months ended September 30, 2018

(Rupees in Crores)



**Statement of Standalone Financial Results for the quarter and six months ended September 30, 2018**

Particulars	Quarter ended			Six Months ended	
	30.09.18	30.06.18	30.09.17	30.09.18	30.09.17
	(Unaudited)	(Unaudited)	(Unaudited)	(Unaudited)	(Unaudited)
1 Revenue from operations	3,612.93	3,601.12	3,006.28	7,214.05	5,859.32
2 Other income (Refer Note 5)	268.87	188.33	293.41	457.20	555.96
<b>3 Total revenue (1+2)</b>	<b>3,881.80</b>	<b>3,789.45</b>	<b>3,299.69</b>	<b>7,671.25</b>	<b>6,415.28</b>
4 Expenses					
Employee benefits expense	183.16	193.78	161.91	376.94	287.04
Finance costs	2,378.25	2,200.73	1,860.74	4,578.98	3,647.51
Depreciation and amortisation expense	9.07	7.52	6.60	16.59	12.86
Other expenses	61.61	96.20	233.98	157.81	446.23
<b>Total expenses</b>	<b>2,632.09</b>	<b>2,498.23</b>	<b>2,263.23</b>	<b>5,130.32</b>	<b>4,393.64</b>
<b>5 Profit before tax (3-4)</b>	<b>1,249.71</b>	<b>1,291.22</b>	<b>1,036.46</b>	<b>2,540.93</b>	<b>2,021.64</b>
6 Tax expense					
Current tax expense (Net of MAT credit entitlement)	396.94	289.36	110.79	686.30	324.51
Deferred Tax (Credit) / Charge	(80.49)	33.91	121.84	(46.58)	143.31
<b>Total Tax Expense</b>	<b>316.45</b>	<b>323.27</b>	<b>232.63</b>	<b>639.72</b>	<b>467.82</b>
<b>7 Profit for the Period / Year (5-6)</b>	<b>933.26</b>	<b>967.95</b>	<b>803.83</b>	<b>1,901.21</b>	<b>1,553.82</b>
8 Other comprehensive income					
Other comprehensive income / loss (net of tax)	202.83	(70.25)	1,130.63	132.58	1,125.27
<b>9 Total comprehensive income (after tax) (7+8)</b>	<b>1,136.09</b>	<b>897.70</b>	<b>1,934.46</b>	<b>2,033.79</b>	<b>2,679.09</b>
10 Paid-up Equity Share Capital	85.34	85.32	84.87	85.34	84.87
11 Earnings per Share (EPS) before extraordinary items <i>*(EPS for the quarters and six months are not annualised)</i>					
-Basic (Amount in Rs.)	21.88	22.69	18.94	44.57	36.62
-Diluted (Amount in Rs.)	21.67	22.47	18.70	44.14	36.18
-Face Value (Amount in Rs.)	2.00	2.00	2.00	2.00	2.00
Earnings per Share (EPS) after extraordinary items <i>*(EPS for the quarters and six months are not annualised)</i>					
-Basic (Amount in Rs.)	21.88	22.69	18.94	44.57	36.62
-Diluted (Amount in Rs.)	21.67	22.47	18.70	44.14	36.18
-Face Value (Amount in Rs.)	2.00	2.00	2.00	2.00	2.00
12 Items exceeding 10% of Total Expenses					
-ECL for Loan assets / Bad Debts Written Off (Net)	8.10	53.38	192.35	61.48	359.04
13 Debt Equity Ratio (Loan Funds / Own Funds)				6.69	6.70






14	Debt Service Coverage Ratio [(Earnings before Interest and Tax for the period/year) + (Principal collected from Customers during the period/year)] / [(Interest Expense for the period/year) + (Principal repaid of the borrowings during the period/year)]	1.78	2.44																																					
15	Interest Service Coverage Ratio (Earnings before Interest and Tax / Interest Expense)	1.56	1.56																																					
<b>Notes to the Financial Results:</b>																																								
1	<p>The Company has adopted Indian Accounting Standards ('Ind AS') notified under Section 133 of the Companies Act 2013 ('the Act') read with the Companies (Indian Accounting Standards) Rules, 2015 from April 01, 2018 and the effective date of such transition is April 01, 2017. Such transition has been carried out from the erstwhile Accounting Standards notified under the Act, read with relevant rules issued thereunder and guidelines issued by the National Housing Bank ('NHB') (Collectively referred to as 'the Previous GAAP'). Accordingly, the impact of transition has been recorded in the opening reserves as at April 01, 2017. The corresponding figures presented in these results have been prepared on the basis of the previously published results under previous GAAP for the relevant periods, duly re-stated to Ind AS. These Ind AS adjustments have been reviewed by the statutory auditors.</p> <p>These financial results have been drawn on the basis of Ind AS accounting standards that are applicable to the Company as at September 30, 2018 based on MCA Notification G.S.R.111(E) and G.S.R. 365(E) dated February 16, 2015 and March 31, 2016 respectively. There is a possibility that these financial results for the current and previous periods may require adjustments due to changes in financial reporting requirements arising from new standards, modifications to the existing standards, guidelines issued by Ministry of Corporate Affairs and NHB or changes in the use of one or more optional assumptions from full retrospective application of certain Ind AS permitted under Ind AS 101.</p>																																							
2	<table border="1"> <thead> <tr> <th rowspan="3">Reconciliation between financial result previously reported (Previous GAAP) and Ind AS</th> <th colspan="2">(Rupees in Crores)</th> </tr> <tr> <th>Quarter ended</th> <th>Six Months ended</th> </tr> <tr> <th>30.09.17 (Unaudited)</th> <th>30.09.17 (Unaudited)</th> </tr> </thead> <tbody> <tr> <td><b>Particulars</b></td> <td></td> <td></td> </tr> <tr> <td><b>Total profit as per Previous GAAP</b></td> <td>796.07</td> <td>1,530.12</td> </tr> <tr> <td>Adjustment on account of effective interest rate / derivatives valuation</td> <td>(90.90)</td> <td>(159.34)</td> </tr> <tr> <td>Adjustment due to fair valuation of employee stock options</td> <td>(16.54)</td> <td>(20.22)</td> </tr> <tr> <td>Adjustment on account of expected credit loss</td> <td>(14.75)</td> <td>(13.80)</td> </tr> <tr> <td>Adjustment on account of gain from excess interest spread on assignment transactions and Securitisation</td> <td>112.45</td> <td>176.14</td> </tr> <tr> <td>Other Adjustments</td> <td>15.84</td> <td>19.39</td> </tr> <tr> <td>Tax Impact on above including reversal of Deferred Tax Liability on 36 (1) (viii) for the quarter</td> <td>1.66</td> <td>21.53</td> </tr> <tr> <td><b>Net profit under Ind AS</b></td> <td><b>803.83</b></td> <td><b>1,553.82</b></td> </tr> <tr> <td>Other comprehensive income / loss (net of tax)</td> <td>1,130.63</td> <td>1,125.27</td> </tr> </tbody> </table>			Reconciliation between financial result previously reported (Previous GAAP) and Ind AS	(Rupees in Crores)		Quarter ended	Six Months ended	30.09.17 (Unaudited)	30.09.17 (Unaudited)	<b>Particulars</b>			<b>Total profit as per Previous GAAP</b>	796.07	1,530.12	Adjustment on account of effective interest rate / derivatives valuation	(90.90)	(159.34)	Adjustment due to fair valuation of employee stock options	(16.54)	(20.22)	Adjustment on account of expected credit loss	(14.75)	(13.80)	Adjustment on account of gain from excess interest spread on assignment transactions and Securitisation	112.45	176.14	Other Adjustments	15.84	19.39	Tax Impact on above including reversal of Deferred Tax Liability on 36 (1) (viii) for the quarter	1.66	21.53	<b>Net profit under Ind AS</b>	<b>803.83</b>	<b>1,553.82</b>	Other comprehensive income / loss (net of tax)	1,130.63	1,125.27
Reconciliation between financial result previously reported (Previous GAAP) and Ind AS	(Rupees in Crores)																																							
	Quarter ended	Six Months ended																																						
	30.09.17 (Unaudited)	30.09.17 (Unaudited)																																						
<b>Particulars</b>																																								
<b>Total profit as per Previous GAAP</b>	796.07	1,530.12																																						
Adjustment on account of effective interest rate / derivatives valuation	(90.90)	(159.34)																																						
Adjustment due to fair valuation of employee stock options	(16.54)	(20.22)																																						
Adjustment on account of expected credit loss	(14.75)	(13.80)																																						
Adjustment on account of gain from excess interest spread on assignment transactions and Securitisation	112.45	176.14																																						
Other Adjustments	15.84	19.39																																						
Tax Impact on above including reversal of Deferred Tax Liability on 36 (1) (viii) for the quarter	1.66	21.53																																						
<b>Net profit under Ind AS</b>	<b>803.83</b>	<b>1,553.82</b>																																						
Other comprehensive income / loss (net of tax)	1,130.63	1,125.27																																						
3	<table border="1"> <thead> <tr> <th rowspan="3">Statement of Assets and Liabilities:</th> <th>(Rupees in Crores)</th> </tr> <tr> <th>As at</th> </tr> <tr> <th>30.09.18 (Unaudited)</th> </tr> </thead> <tbody> <tr> <td><b>Particulars</b></td> <td></td> </tr> <tr> <td><b>ASSETS</b></td> <td></td> </tr> <tr> <td><b>Non-current assets</b></td> <td></td> </tr> <tr> <td>Property, plant and equipment</td> <td>103.22</td> </tr> <tr> <td>Other Intangible</td> <td>10.15</td> </tr> </tbody> </table>			Statement of Assets and Liabilities:	(Rupees in Crores)	As at	30.09.18 (Unaudited)	<b>Particulars</b>		<b>ASSETS</b>		<b>Non-current assets</b>		Property, plant and equipment	103.22	Other Intangible	10.15																							
Statement of Assets and Liabilities:	(Rupees in Crores)																																							
	As at																																							
	30.09.18 (Unaudited)																																							
<b>Particulars</b>																																								
<b>ASSETS</b>																																								
<b>Non-current assets</b>																																								
Property, plant and equipment	103.22																																							
Other Intangible	10.15																																							



<b>Financial assets</b>	
-Investments	7,186.74
-Loans	91,392.14
Other Financial Assets	1,174.22
Other non-current assets	302.68
<b>Sub-total - Non-current assets</b>	<b>100,169.15</b>
<b>Current assets</b>	
-Investments	14,268.23
-Trade Receivables	10.62
-Cash and cash equivalents	3,314.45
-Bank Balances other than above	350.50
-Loans	11,016.13
-Other financial assets	809.13
Current tax assets	481.13
Other current assets	368.88
<b>Sub-total - Current assets</b>	<b>30,619.07</b>
<b>TOTAL- ASSETS</b>	<b>130,788.22</b>
<b>EQUITY AND LIABILITIES</b>	
<b>Equity</b>	
Equity share capital	85.34
Other equity	16,527.06
<b>Total Equity</b>	<b>16,612.40</b>
<b>Liabilities</b>	
<b>Non-current liabilities</b>	
<b>Financial Liabilities</b>	
- Borrowings	64,430.81
- Other financial liabilities	423.95
Provisions	143.13
Deferred Tax liabilities	240.83
Other non current liabilities	303.70
<b>Sub-total - Non-Current Liabilities</b>	<b>65,542.42</b>



<b>Current liabilities</b>	
<b>Financial Liabilities</b>	
- Borrowings	28,576.44
- Trade Payables	29.02
- Other financial liabilities	19,972.10
Current tax liabilities (net)	47.60
Provisions	8.24
<b>Sub-total - Current Liabilities</b>	<b>48,633.40</b>
<b>TOTAL EQUITY AND LIABILITIES</b>	<b>130,788.22</b>

- 4 The standalone financial results of Indiabulls Housing Finance Limited ('IBHFL', 'the Company') for the quarter and six months ended September 30, 2018 have been reviewed by the Audit Committee and subsequently approved at the meeting of the Board of Directors held on October 15, 2018. The standalone financial results have been subjected to a limited review by the Statutory Auditors of the Company.
- 5 The income received/recognised by the Company from its Cash equivalents and Current investments in the form of Dividend Income on Units of Mutual Funds, Dividend from Subsidiaries, Profit on appreciation of Mutual Funds (unquoted) and Profit on sale of Current Investments, is included in Other Income above.
- 6 The Company has availed the exemption provided by Securities and Exchange Board of India (SEBI) vide Circular No. CIR/CFD/FAL/62/2016 in respect of disclosure requirements pertaining to disclosure of financial results and Statement of Assets and Liabilities for the year ended and as at March 31, 2018. Accordingly, the financial results and Statement of Assets and Liabilities for the year ended and as at March 31, 2018 is not disclosed.
- 7 During the current quarter, upon exercise of Stock options by the eligible employees, the Company had issued an aggregate of 102,855 (One Lakh Two Thousand Eight Hundred and Fifty Five) Equity shares of face value Rs. 2/- each. Consequent to the said allotment, the paid-up Equity share capital of the Company stands increased from Rs. 853,185,642/- divided into 426,592,821 Equity shares of face value Rs. 2/- each to Rs. 853,391,352/- divided into 426,695,676 Equity shares of face value Rs. 2/- each.

8 **During the current quarter, ICRA has assigned / reaffirmed the following Ratings:-**


Long term Bank Facilities of Rs. 470.00 Billion	[ICRA]AAA (Assigned)
Non-convertible debenture programme of Rs. 452.00 Billion	[ICRA]AAA (Reaffirmed)
Subordinated Debt Programme of Rs. 50.0 Billion	[ICRA]AAA (Reaffirmed)
Commercial Paper Programme of Rs. 250.00 Billion	[ICRA]A1+ (Reaffirmed)
Retail bonds Programme of Rs. 150.00 Billion	[ICRA]AAA (Reaffirmed)

9 **During the current quarter, CARE has reaffirmed the following Ratings:-**

Non-convertible debentures of Rs. 413.00 Billion	CARE AAA (Outlook:Stable)
Subordinate Debt of Rs. 50.00 Billion	CARE AAA (Outlook:Stable)
Perpetual Debt of Rs. 2.00 Billion	CARE AA+ (Outlook:Stable)
Long-term / Short-term Bank Facilities of Rs. 525.00 Billion	CARE AAA (Outlook:Stable) / CARE A1+
Public Issue of Non-Convertible Debentures of Rs. 68.0114 Billion	CARE AAA (Outlook:Stable)
Public Issue of Subordinate Debt of Rs. 1.9886 Billion	CARE AAA (Outlook:Stable)

10 **During the current quarter, CRISIL has reaffirmed the following Ratings:-**

Non-Convertible Debentures of Rs. 343.00 Billion	CRISIL AAA/Stable
Total Bank Loan Facilities of Rs. 245.4998 Billion	Long Term Rating - CRISIL AAA/Stable / Short Term Rating - CRISIL A1+
Retail Bonds of Rs. 150.00 Billion	CRISIL AAA/Stable
Short Term Non-Convertible Debenture of Rs. 10.00 Billion	CRISIL A1+
Subordinated Debt of Rs. 25.0 Billion	CRISIL AAA/Stable
Commercial Paper Programme of Rs. 250.00 Billion	CRISIL A1+



11 **During the current quarter, Brickwork has reaffirmed the following Ratings:-**

NCD Issue of Rs. 270.00 Billion	BWR AAA (Outlook:Stable)
Subordinate Debt Issue Program of Rs. 30.00 Billion	BWR AAA (Outlook:Stable)
Perpetual Debt Issue of Rs. 1.50 Billion	BWR AA+ (Outlook:Stable)
Secured NCD (Public Issue) and Subordinated Debt (Public Issue) of Rs. 70.00 Billion	BWR AAA (Outlook: Stable)

12 The Company's main business is financing by way of loans for purchase or construction of residential houses, commercial real estate and certain other purposes in India. All other activities of the Company revolve around the main business. Accordingly, there are no separate reportable segments as per IND-AS 108 dealing with Operating Segment.

13 The second interim dividend of Rs. 10/- per equity share (500% of the face value of Rs. 2/- per equity share) was approved at the meeting of the Board of Directors of the Company held on August 02, 2018 and the Company had transferred Rs. 426.59 Crores (excluding corporate dividend tax) on August 06, 2018 and Rs. 0.10 Crore (excluding corporate dividend tax) on August 13, 2018 into the designated Dividend Account.

14 The Board of Directors of the Company at its meeting held on October 15, 2018 has declared third interim dividend of Rs. 10/- per equity share.

15 Figures for the prior year / period have been regrouped and / or reclassified wherever considered necessary.

Registered Office: M-62&63, First Floor, Connaught Place, New Delhi- 110 001.

For and on behalf of the Board of Directors

Place : Mumbai

Date : October 15, 2018

Gagan Banga

Vice-Chairman, Managing Director & CEO



**Indiabulls Housing Finance Limited (as standalone entity)**  
**(CIN: L65922DL2005PLC136029)**

Unaudited Standalone Financial Results for the six months ended September 30, 2018

Additional Information in Compliance with Chapter V (Obligations of Listed Entity Which has Listed its Non-Convertible Debt Securities) of Securities And Exchange Board Of India (Listing Obligations And Disclosure Requirements) Regulations, 2015

**(a) Details of Credit Rating**

**During the current quarter, ICRA has assigned / reaffirmed the following Ratings:-**

Long term Bank Facilities of Rs. 470.00 Billion	[ICRA]AAA (Assigned)
Non-convertible debenture programme of Rs. 452.00 Billion	[ICRA]AAA (Reaffirmed)
Subordinated Debt Programme of Rs. 50.0 Billion	[ICRA]AAA (Reaffirmed)
Commercial Paper Programme of Rs. 250.00 Billion	[ICRA]A1+ (Reaffirmed)
Retail bonds Programme of Rs. 150.00 Billion	[ICRA]AAA (Reaffirmed)

**During the current quarter, CARE has reaffirmed the following Ratings:-**

Non-convertible debentures of Rs. 413.00 Billion	CARE AAA (Outlook:Stable)
Subordinate Debt of Rs. 50.00 Billion	CARE AAA (Outlook:Stable)
Perpetual Debt of Rs. 2.00 Billion	CARE AA+ (Outlook:Stable)
Long-term / Short-term Bank Facilities of Rs. 525.00 Billion	CARE AAA (Outlook:Stable) / CARE A1+
Public Issue of Non-Convertible Debentures of Rs. 68.0114 Billion	CARE AAA (Outlook:Stable)
Public Issue of Subordinate Debt of Rs. 1.9886 Billion	CARE AAA (Outlook:Stable)

**During the current quarter, CRISIL has reaffirmed the following Ratings:-**

Non-Convertible Debentures of Rs. 343.00 Billion	CRISIL AAA/Stable
Total Bank Loan Facilities of Rs. 245.4998 Billion	Long Term Rating - CRISIL AAA/Stable / Short Term Rating - CRISIL A1+
Retail Bonds of Rs. 150.00 Billion	CRISIL AAA/Stable
Short Term Non-Convertible Debenture of Rs. 10.00 Billion	CRISIL A1+
Subordinated Debt of Rs. 25.0 Billion	CRISIL AAA/Stable
Commercial Paper Programme of Rs. 250.00 Billion	CRISIL A1+


**During the current quarter, Brickwork has reaffirmed the following Ratings:-**

NCD Issue of Rs. 270.00 Billion	BWR AAA (Outlook:Stable)
Subordinate Debt Issue Program of Rs. 30.00 Billion	BWR AAA (Outlook:Stable)
Perpetual Debt Issue of Rs. 1.50 Billion	BWR AA+ (Outlook:Stable)
Secured NCD (Public Issue) and Subordinated Debt (Public Issue) of Rs. 70.00 Billion	BWR AAA (Outlook: Stable)


**(b) Asset Cover available**

The listed Non-Convertible Debentures of the Company aggregating Rs. 45,002.77 Crore as on 30th September 2018 are secured by way of paripassu charge on the Company's current assets (both present and future), current and future loans assets (including monies receivable thereunder) and certain properties. The asset cover thereof exceeds the required cover to be maintained for the said debentures.

Particulars		As on September 30, 2018
(c)	Debt Equity Ratio (Loan Funds / Own Funds)	6.69



(d)	Previous due dates for the payment of interest / repayment of principal of Non Convertible Debentures	Details as per Annexure 1
(e)	Next due date for the payment of interest/ dividend of Non-Convertible Preference Shares /Principal along with the amount of interest/ dividend of Non-Convertible Preference Shares payable and the redemption amount	N.A.
(f)	Debt Service Coverage Ratio [(Earnings before Interest and Tax for the period/year) + (Principal collected from Customers during the period/year)] / [(Interest Expense for the period/year) + (Principal repaid of the borrowings during the period/year)]	1.78
(g)	Interest Service Coverage Ratio (Earnings before Interest and Tax / Interest Expense)	1.56
(h)	Outstanding Redeemable Preference Shares (quantity and value)	N.A.
(i) 1	Capital Redemption Reserve (Rs. in Crores)	0.36
(i) 2	Debenture Redemption Reserve (Rs. in Crores)	669.00
(j)	Net worth (Rs. in Crores)	16,612.40
(k)	Net Profit after Tax (Rs. in Crores)	1,901.21
(l)	Earnings per Share (EPS) - Basic (Amount in Rs.)	44.57



**Limited Review Report**

**Review Report to  
The Board of Directors  
Indiabulls Housing Finance Limited**

1. We have reviewed the accompanying statement of unaudited standalone Ind AS financial results of Indiabulls Housing Finance Limited (the 'Company') for the quarter and six months ended September 30, 2018 (the 'Statement') attached herewith, being submitted by the Company pursuant to the requirements of Regulation 33 of the SEBI (Listing Obligations and Disclosure Requirements) Regulations, 2015 (the 'Listing Regulations'), read with SEBI Circular No. CIR/CFD/FAC/62/2016 dated July 5, 2016 (the 'Circular').
2. The preparation of the Statement in accordance with the recognition and measurement principles laid down in Indian Accounting Standard 34, (Ind AS) 34 "Interim Financial Reporting" prescribed under Section 133 of the Companies Act, 2013 read with Rule 3 of Companies (Indian Accounting Standards) Rules, 2015, as amended, read with the Circular is the responsibility of the Company's management and has been approved by the Board of Directors of the Company. Our responsibility is to express a conclusion on the Statement based on our review.
3. We conducted our review in accordance with the Standard on Review Engagements (SRE) 2410, 'Review of Interim Financial Information Performed by the Independent Auditor of the Entity' issued by the Institute of Chartered Accountants of India. This standard requires that we plan and perform the review to obtain moderate assurance as to whether the Statement is free of material misstatement. A review is limited primarily to inquiries of company personnel and analytical procedures applied to financial data and thus provides less assurance than an audit. We have not performed an audit and accordingly, we do not express an audit opinion.
4. Based on our review conducted as above, nothing has come to our attention that causes us to believe that the accompanying Statement, prepared in accordance with the recognition and measurement principles laid down in the applicable Indian Accounting Standards ('Ind AS') specified under Section 133 of the Companies Act, 2013, read with relevant rules issued thereunder and other recognised accounting practices and policies has not disclosed the information required to be disclosed in terms of the Listing Regulations, read with the Circular, including the manner in which it is to be disclosed, or that it contains any material misstatement.

**For S.R. Batliboi & Co. LLP**

**Chartered Accountants**

ICAI Firm Registration Number: 301003E/E300005



**per Viren H. Mehta**

Partner

Membership No. 048749

Mumbai

October 15, 2018

**Detail of Payment of Interest of Non Convertible Debentures from 1st April 2018 to 30th September 2018- Annexure -1 (a)**

S.No.	ISIN No.	Date of issue	Date of Maturity	Principal Amount	Due Date of Interest
1	INE148I07I00	03-Apr-12	03-Apr-22	1,250,000,000	3-Apr-18
2	INE148I07BR1	30-Mar-15	04-Apr-18	200,000,000	4-Apr-18
3	INE148I07HF3	06-Apr-17	06-Apr-22	10,000,000,000	6-Apr-18
4	INE148I07IH7	27-Dec-17	06-Apr-21	2,750,000,000	6-Apr-18
5	INE148I07EJ2	12-Apr-16	12-Apr-19	250,000,000	12-Apr-18
6	INE148I07EK0	12-Apr-16	12-Apr-21	250,000,000	12-Apr-18
7	INE148I07EL8	12-Apr-16	11-Apr-26	350,000,000	12-Apr-18
8	INE148I07HK3	20-Apr-17	20-Apr-20	300,000,000	20-Apr-18
9	INE148I07993	21-Oct-14	20-Apr-18	150,000,000	20-Apr-18
10	INE148I07HO5	21-Apr-17	19-Sep-19	250,000,000	21-Apr-18
11	INE148I07BM2	19-Mar-15	25-Apr-18	240,000,000	25-Apr-18
12	INE148I07AX1	30-Dec-14	27-Apr-18	40,000,000	27-Apr-18
13	INE148I07EM6	29-Apr-16	29-Apr-26	2,070,000,000	30-Apr-18
14	INE148I07GJ7	26-Sep-16	26-Sep-26	136,946,000	26-Apr-18
15	INE148I08231	26-Sep-16	26-Sep-26	24,171,000	26-Apr-18
16	INE148I07EN4	10-May-16	10-May-21	250,000,000	10-May-18
17	INE148I07EO2	10-May-16	08-May-26	250,000,000	10-May-18
18	INE148I07BV3	19-May-15	19-May-25	250,000,000	19-May-18
19	INE148I07EP9	23-May-16	21-May-21	250,000,000	23-May-18
20	INE148I07ES3	30-May-16	29-May-26	250,000,000	30-May-18
21	INE148I07FL5	09-Aug-16	09-Aug-18	5,000,000,000	11-May-18
22	INE148I07FL5	09-Aug-16	09-Aug-18	1,000,000,000	11-May-18
23	INE148I07FP6	11-Aug-16	10-Aug-18	2,900,000,000	11-May-18
24	INE148I07FP6	11-Aug-16	10-Aug-18	1,100,000,000	11-May-18
25	INE148I07FP6	11-Aug-16	10-Aug-18	700,000,000	16-May-18
26	INE148I07FQ4	11-Aug-16	10-Aug-18	350,000,000	16-May-18
27	INE148I07FL5	09-Aug-16	09-Aug-18	250,000,000	16-May-18
28	INE148I08116	23-May-13	23-May-23	200,000,000	23-May-18
29	INE148I07GJ7	26-Sep-16	26-Sep-26	136,946,000	26-May-18
30	INE148I08231	26-Sep-16	26-Sep-26	24,171,000	26-May-18
31	INE148I07EU9	01-Jun-16	29-May-21	100,000,000	1-Jun-18
32	INE148I07639	05-Jun-14	05-Jun-24	250,000,000	5-Jun-18
33	INE148I07EV7	07-Jun-16	07-Jun-21	150,000,000	7-Jun-18
34	INE148I07EW5	07-Jun-16	05-Jun-26	250,000,000	7-Jun-18
35	INE148I07CC1	11-Jun-15	11-Jun-20	500,000,000	11-Jun-18
36	INE148I07FB6	30-Jun-16	13-Jun-18	700,000,000	13-Jun-18
37	INE148I07GQ2	15-Mar-17	15-Jun-18	500,000,000	15-Jun-18
38	INE148I07HR8	15-Jun-17	14-Jun-19	250,000,000	15-Jun-18
39	INE148I07GV2	17-Mar-17	15-Jun-18	500,000,000	15-Jun-18
40	INE148I07HQ0	16-Jun-17	17-Jun-19	10,850,000,000	18-Jun-18
41	INE148I07HQ0	16-Jun-17	17-Jun-19	150,000,000	18-Jun-18
42	INE148I07EY1	20-Jun-16	20-Jun-18	1,000,000,000	20-Jun-18
43	INE148I07HL1	20-Apr-17	21-Jun-18	6,500,000,000	21-Jun-18
44	INE148I07IV8	23-Mar-18	22-Jun-21	3,000,000,000	22-Jun-18
45	INE148I07EZ8	23-Jun-16	21-Jun-19	500,000,000	23-Jun-18
46	INE148I07CN8	26-Jun-15	26-Jun-25	10,000,000,000	26-Jun-18
47	INE148I07CM0	26-Jun-15	26-Jun-18	1,000,000,000	26-Jun-18
48	INE148I07FA8	28-Jun-16	28-Jun-18	400,000,000	28-Jun-18
49	INE894F07550	28-Jun-12	28-Jun-22	8,000,000,000	28-Jun-18
50	INE148I07HD8	31-Mar-17	29-Jun-18	250,000,000	29-Jun-18





**Detail of Payment of Interest of Non Convertible Debentures from 1st April 2018 to 30th September 2018- Annexure -1 (a) (Continued)**

S.No.	ISIN No.	Date of issue	Date of Maturity	Principal Amount	Due Date of Interest
51	INE148I07FC4	30-Jun-16	16-Aug-18	700,000,000	30-Jun-18
52	INE148I07FD2	30-Jun-16	11-Jun-19	100,000,000	30-Jun-18
53	INE148I07FE0	30-Jun-16	28-Jun-19	2,850,000,000	30-Jun-18
54	INE148I07FF7	30-Jun-16	15-Jul-19	750,000,000	30-Jun-18
55	INE148I07FG5	30-Jun-16	30-Jun-26	2,000,000,000	30-Jun-18
56	INE148I07746	30-Jun-14	30-Jun-24	250,000,000	30-Jun-18
57	INE148I07GR0	15-Mar-17	13-Mar-20	1,600,000,000	15-Jun-18
58	INE148I08124	03-Jun-13	03-Jun-23	1,250,000,000	3-Jun-18
59	INE894F08087	05-Jun-12	05-Jun-27	1,100,300,000	5-Jun-18
60	INE894F08079	05-Jun-12	05-Jun-22	150,000,000	5-Jun-18
61	INE894F08103	28-Jun-12	28-Jun-27	1,000,000,000	28-Jun-18
62	INE894F08095	28-Jun-12	28-Jun-22	1,000,000,000	28-Jun-18
63	INE148I08215	29-Jun-16	29-Jun-26	6,097,000,000	29-Jun-18
64	INE894F08111	30-Jun-12	30-Jun-27	496,500,000	30-Jun-18
65	INE148I07GJ7	26-Sep-16	26-Sep-26	136,946,000	26-Jun-18
66	INE148I08231	26-Sep-16	26-Sep-26	24,171,000	26-Jun-18
67	INE894F07543	06-Jul-12	06-Jul-22	200,000,000	6-Jul-18
68	INE148I07IL9	29-Dec-17	09-Jul-21	3,400,000,000	9-Jul-18
69	INE148I07FI1	18-Jul-16	18-Jul-18	2,000,000,000	18-Jul-18
70	INE148I07BC3	03-Feb-15	19-Jul-18	750,000,000	19-Jul-18
71	INE148I07FJ9	22-Jul-16	22-Jul-26	250,000,000	23-Jul-18
72	INE148I07CV1	20-Jul-15	25-Jul-18	160,000,000	25-Jul-18
73	INE148I07HT4	25-Jul-17	25-Jul-19	600,000,000	25-Jul-18
74	INE148I07HU2	25-Jul-17	24-Jul-20	3,600,000,000	25-Jul-18
75	INE148I07HU2	25-Jul-17	24-Jul-20	50,000,000	25-Jul-18
76	INE148I07HV0	25-Jul-17	25-Jul-22	1,000,000,000	25-Jul-18
77	INE148I08173	17-Jul-14	17-Jul-24	100,000,000	17-Jul-18
78	INE148I08199	21-Jul-15	21-Jul-25	81,500,000	21-Jul-18
79	INE148I07GJ7	26-Sep-16	26-Sep-26	136,946,000	26-Jul-18
80	INE148I08231	26-Sep-16	26-Sep-26	24,171,000	26-Jul-18
81	INE148I07BF6	09-Mar-15	01-Aug-18	450,000,000	1-Aug-18
82	INE148I07CX7	07-Aug-15	07-Aug-20	150,000,000	7-Aug-18
83	INE148I07FL5	09-Aug-16	09-Aug-18	250,000,000	9-Aug-18
84	INE148I07FM3	09-Aug-16	09-Aug-18	1,750,000,000	9-Aug-18
85	INE148I07FN1	09-Aug-16	09-Aug-19	550,000,000	9-Aug-18
86	INE148I07FP6	11-Aug-16	10-Aug-18	3,000,000,000	10-Aug-18
87	INE148I07FQ4	11-Aug-16	10-Aug-18	900,000,000	10-Aug-18
88	INE148I07FR2	11-Aug-16	09-Aug-19	50,000,000	10-Aug-18
89	INE148I07FS0	11-Aug-16	11-Aug-21	100,000,000	10-Aug-18
90	INE148I07CZ2	13-Aug-15	13-Aug-20	150,000,000	13-Aug-18
91	INE148I07FC4	30-Jun-16	16-Aug-18	700,000,000	16-Aug-18
92	INE148I07FT8	16-Aug-16	16-Aug-21	5,250,000,000	16-Aug-18
93	INE148I07DA3	20-Aug-15	20-Aug-18	250,000,000	20-Aug-18
94	INE148I07HW8	22-Aug-16	22-Aug-19	30,250,000,000	22-Aug-18
95	INE148I07FV4	23-Aug-16	23-Aug-21	1,350,000,000	23-Aug-18
96	INE148I07HS6	25-Jul-17	24-Aug-18	3,250,000,000	24-Aug-18
97	INE148I07DC9	27-Aug-15	27-Aug-18	600,000,000	27-Aug-18
98	INE148I07357	29-Aug-13	29-Aug-23	10,000,000,000	29-Aug-18
99	INE148I07IE4	27-Dec-17	30-Aug-19	2,000,000,000	30-Aug-18
100	INE148I07DD7	31-Aug-15	31-Aug-18	200,000,000	31-Aug-18
101	INE148I07FX0	02-Sep-16	02-Mar-20	1,000,000,000	31-Aug-18
102	INE148I07FW2	02-Sep-16	31-Aug-18	60,000,000	31-Aug-18



**Detail of Payment of Interest of Non Convertible Debentures from 1st April 2018 to 30th September 2018- Annexure -1 (a) (Continued)**

S.No.	ISIN No.	Date of issue	Date of Maturity	Principal Amount	Due Date of Interest
103	INE148I08207	03-Aug-15	03-Aug-25	1,650,000,000	3-Aug-18
104	INE148I07GJ7	26-Sep-16	26-Sep-26	136,946,000	26-Aug-18
105	INE148I08231	26-Sep-16	26-Sep-26	24,171,000	26-Aug-18
106	INE148I07DE5	04-Sep-15	04-Sep-20	10,000,000,000	4-Sep-18
107	INE894F07360	07-Sep-11	07-Sep-21	5,000,000,000	7-Sep-18
108	INE148I07HX6	08-Sep-17	08-Sep-27	14,500,000,000	8-Sep-18
109	INE148I07BJ8	09-Mar-15	09-Sep-18	400,000,000	9-Sep-18
110	INE148I07HY4	12-Sep-17	12-Sep-17	1,250,000,000	12-Sep-18
111	INE148I07EC7	23-Mar-16	12-Sep-18	2,250,000,000	12-Sep-18
112	INE148I07DF2	18-Sep-15	18-Sep-20	4,250,000,000	18-Sep-18
113	INE148I07GW0	21-Mar-17	21-Mar-22	6,000,000,000	21-Sep-18
114	INE148I07GX8	22-Mar-17	22-Mar-22	1,600,000,000	21-Sep-18
115	INE148I07HZ1	22-Sep-17	20-Sep-19	5,000,000,000	21-Sep-18
116	INE148I07IA2	22-Sep-17	22-Sep-20	15,000,000,000	21-Sep-18
117	INE148I07HC0	30-Mar-17	30-Mar-22	3,500,000,000	28-Sep-18
118	INE148I07894	29-Sep-14	29-Sep-19	950,000,000	29-Sep-18
119	INE148I07HW8	22-Aug-16	22-Aug-19	500,000,000	24-Sep-18
120	INE148I08280	08-Sep-17	08-Sep-27	1,000,000,000	8-Sep-18
121	INE148I08298	08-Sep-17	08-Sep-27	9,000,000,000	10-Sep-18
122	INE148I08132	23-Sep-13	23-Sep-23	250,000,000	23-Sep-18
123	INE148I08140	27-Sep-13	27-Sep-23	250,000,000	27-Sep-18
124	INE148I07GJ7	26-Sep-16	26-Sep-26	136,946,000	26-Sep-18
125	INE148I08231	26-Sep-16	26-Sep-26	24,171,000	26-Sep-18
126	INE148I07FY8	26-Sep-16	26-Sep-19	267,128,000	26-Sep-18
127	INE148I07FZ5	26-Sep-16	26-Sep-19	5,619,200,000	26-Sep-18
128	INE148I07GA6	26-Sep-16	26-Sep-19	653,152,000	26-Sep-18
129	INE148I07GD0	26-Sep-16	26-Sep-19	56,037,000	26-Sep-18
130	INE148I07GE8	26-Sep-16	26-Sep-21	33,896,263,000	26-Sep-18
131	INE148I07GF5	26-Sep-16	26-Sep-21	13,112,298,000	26-Sep-18
132	INE148I07GH1	26-Sep-16	26-Sep-21	74,385,000	26-Sep-18
133	INE148I07GK5	26-Sep-16	26-Sep-26	9,907,552,000	26-Sep-18
134	INE148I07GL3	26-Sep-16	26-Sep-26	4,044,991,000	26-Sep-18
135	INE148I07GN9	26-Sep-16	26-Sep-26	243,432,000	26-Sep-18
136	INE148I08249	26-Sep-16	26-Sep-26	1,500,000	26-Sep-18
137	INE148I08256	26-Sep-16	26-Sep-26	1,953,479,000	26-Sep-18
138	INE148I08272	26-Sep-16	26-Sep-26	9,466,000	26-Sep-18
139		15-Sep-16	15-Oct-19	13,300,000,000	15-Sep-18
			<b>Total</b>	<b>335,950,885,000</b>	



**Details of Repayment of Principal of Non Convertible Debentures from 1st April 2018 to 30th September 2018- Annexure -1 (b)**

S.No.	ISIN No.	Date of Issue	Due Date	Principal Amount
1	INE148I07BR1	30-Mar-15	04-Apr-18	200,000,000
2	INE148I07993	21-Oct-14	20-Apr-18	150,000,000
3	INE148I07BM2	19-Mar-15	25-Apr-18	240,000,000
4	INE148I07AX1	30-Dec-14	27-Apr-18	40,000,000
5	INE148I07FL5	09-Aug-16	09-Aug-18	5,000,000,000
6	INE148I07FL5	09-Aug-16	09-Aug-18	1,000,000,000
7	INE148I07FP6	11-Aug-16	10-Aug-18	2,900,000,000
8	INE148I07FP6	11-Aug-16	10-Aug-18	1,100,000,000
9	INE148I07FP6	11-Aug-16	10-Aug-18	700,000,000
10	INE148I07FQ4	11-Aug-16	10-Aug-18	350,000,000
11	INE148I07FL5	09-Aug-16	09-Aug-18	250,000,000
12	INE148I07FB6	30-Jun-16	13-Jun-18	700,000,000
13	INE148I07GQ2	15-Mar-17	15-Jun-18	500,000,000
14	INE148I07GV2	17-Mar-17	15-Jun-18	500,000,000
15	INE148I07EY1	20-Jun-16	20-Jun-18	1,000,000,000
16	INE148I07HL1	20-Apr-17	21-Jun-18	6,500,000,000
17	INE148I07CM0	26-Jun-15	26-Jun-18	1,000,000,000
18	INE148I07FA8	28-Jun-16	28-Jun-18	400,000,000
19	INE148I07HD8	31-Mar-17	29-Jun-18	250,000,000
20	INE148I07GR0	15-Mar-17	13-Mar-20	1,600,000,000
21	INE148I07HQ0	16-Jun-17	17-Jun-19	10,850,000,000
22	INE148I07FI1	18-Jul-16	18-Jul-18	2,000,000,000
23	INE148I07BC3	03-Feb-15	19-Jul-18	750,000,000
24	INE148I07CV1	20-Jul-15	25-Jul-18	160,000,000
25	INE148I07HT4	25-Jul-17	25-Jul-19	600,000,000
26	INE148I07HU2	25-Jul-17	24-Jul-20	3,600,000,000
27	INE148I07BF6	09-Mar-15	01-Aug-18	450,000,000
28	INE148I07FL5	09-Aug-16	09-Aug-18	250,000,000
29	INE148I07FM3	09-Aug-16	09-Aug-18	1,750,000,000
30	INE148I07FP6	11-Aug-16	10-Aug-18	3,000,000,000
31	INE148I07FQ4	11-Aug-16	10-Aug-18	900,000,000



**Details of Repayment of Principal of Non Convertible Debentures from 1st April 2018 to 30th September 2018- Annexure -1 (b) (Contd.)**

S.No.	ISIN No.	Date of Issue	Due Date	Principal Amount
32	INE148I07FC4	30-Jun-16	16-Aug-18	700,000,000
33	INE148I07DA3	20-Aug-15	20-Aug-18	250,000,000
34	INE148I07HS6	25-Jul-17	24-Aug-18	3,250,000,000
35	INE148I07DC9	27-Aug-15	27-Aug-18	600,000,000
36	INE148I07DD7	31-Aug-15	31-Aug-18	200,000,000
37	INE148I07FW2	02-Sep-16	31-Aug-18	60,000,000
38	INE148I07FT8	16-Aug-16	16-Aug-21	5,250,000,000
39	INE148I07FV4	23-Aug-16	23-Aug-21	1,350,000,000
40	INE148I07BJ8	09-Mar-15	09-Sep-18	400,000,000
41	INE148I07EC7	23-Mar-16	12-Sep-18	2,250,000,000
42	INE148I07HW8	22-Aug-16	22-Aug-19	500,000,000
			<b>Total</b>	<b>63,500,000,000</b>



**Details of Due date of Repayment of Principal of Non Convertible Debentures from 1st October 2018 to 31st March 2019- Annexure -1 (C)**

S.No.	ISIN No.	Date of Issue	Date of Maturity	Principal Amount
1	INE148I07BZ4	02-Jun-15	08-Nov-18	580,000,000
2	INE148I07CA5	02-Jun-15	22-Nov-18	520,000,000
3	INE148I07GO7	25-Nov-16	23-Nov-18	5,000,000,000
4	INE148I07CO6	29-Jun-15	13-Dec-18	630,000,000
5	INE148I07DI6	06-Nov-15	27-Dec-18	50,000,000
6	INE148I07IB0	07-Nov-17	07-Dec-18	4,150,000,000
7	INE148I07IF1	27-Dec-17	28-Dec-18	4,700,000,000
8	INE148I07IJ3	28-Dec-17	28-Dec-18	5,500,000,000
9	INE148I07CU3	16-Jul-15	14-Jan-19	65,000,000
10	INE148I07DS5	19-Jan-16	19-Jan-19	1,000,000,000
11	INE148I07DX5	23-Feb-16	22-Feb-19	500,000,000
12	INE148I07DY3	24-Feb-16	22-Feb-19	500,000,000
13	INE148I07ED5	23-Mar-16	11-Mar-19	500,000,000
14	INE148I07EF0	29-Mar-16	29-Mar-19	833,332,500
15	INE148I07EH6	31-Mar-16	29-Mar-19	1,000,000,000
16	INE148I07HP2	25-Apr-17	25-Mar-19	2,250,000,000
17	INE148I07ID6	22-Dec-17	14-Mar-19	2,500,000,000
18	INE148I07IU0	20-Mar-18	21-Mar-19	5,000,000,000
			<b>Total</b>	<b>35,278,332,500</b>



**Details of Due date of Payment of Interest on Non Convertible Debentures from 1st October 2018 to 31st March 2019- Annexure -1 (d)**

S.No.	ISIN No.	Date of issue	Date of Maturity	Principal Amount	Due Date of Interest
1	INE148I07373	08-Oct-13	08-Oct-23	250,000,000	8-Oct-18
2	INE148I07969	13-Oct-14	13-Oct-19	150,000,000	13-Oct-18
3	INE148I07AG6	31-Oct-14	30-Oct-19	100,000,000	31-Oct-18
4	INE148I07HF3	06-Apr-17	06-Apr-22	10,000,000,000	5-Oct-18
5	INE148I07IM7	29-Dec-17	22-Oct-21	2,500,000,000	22-Oct-18
6	INE148I08025	09-Oct-12	09-Oct-22	350,000,000	9-Oct-18
7	INE148I08033	22-Oct-12	22-Oct-22	400,000,000	22-Oct-18
8	INE148I08041	31-Oct-12	31-Oct-22	250,000,000	31-Oct-18
9	INE148I08157	24-Oct-13	24-Oct-23	50,000,000	24-Oct-18
10	INE148I07GJ7	26-Sep-16	26-Sep-26	136,946,000	26-Oct-18
11	INE148I08231	26-Sep-16	26-Sep-26	24,171,000	26-Oct-18
12	INE148I07076	22-Nov-11	22-Nov-21	1,000,000,000	22-Nov-18
13	INE148I07142	06-Nov-12	06-Nov-22	150,000,000	6-Nov-18
14	INE148I07159	19-Nov-12	19-Nov-22	150,000,000	19-Nov-18
15	INE148I07381	21-Nov-13	21-Nov-23	4,000,000,000	21-Nov-18
16	INE148I07AJ0	14-Nov-14	14-Nov-19	150,000,000	14-Nov-18
17	INE148I07AO0	27-Nov-14	27-Nov-19	3,000,000,000	27-Nov-18
18	INE148I07BZ4	02-Jun-15	08-Nov-18	580,000,000	8-Nov-18
19	INE148I07CA5	02-Jun-15	22-Nov-18	520,000,000	22-Nov-18
20	INE148I07DJ4	20-Nov-15	20-Nov-20	1,200,000,000	20-Nov-18
21	INE148I07DK2	20-Nov-15	20-Nov-22	100,000,000	20-Nov-18
22	INE148I07DL0	20-Nov-15	20-Nov-25	1,700,000,000	20-Nov-18
23	INE148I07GO7	25-Nov-16	23-Nov-18	5,000,000,000	23-Nov-18
24	INE148I07IC8	07-Nov-17	07-Nov-22	2,900,000,000	7-Nov-18
25	INE148I07JJ1	04-Oct-18	04-Nov-19	3,500,000,000	5-Nov-18
26	INE894F08137	15-Nov-12	15-Nov-27	326,000,000	15-Nov-18
27	INE894F08129	15-Nov-12	15-Nov-22	11,000,000	15-Nov-18



**Details of Due date of Payment of Interest on Non Convertible Debentures from 1st October 2018 to 31st March 2019- Annexure -1 (d) (Continued)**

S.No.	ISIN No.	Date of issue	Date of Maturity	Principal Amount	Due Date of Interest
28	INE148I07GJ7	26-Sep-16	26-Sep-26	136,946,000	26-Nov-18
29	INE148I08231	26-Sep-16	26-Sep-26	24,171,000	26-Nov-18
30	INE148I07183	18-Dec-12	18-Dec-22	150,000,000	18-Dec-18
31	INE148I07191	31-Dec-12	31-Dec-22	50,000,000	31-Dec-18
32	INE148I07191	31-Dec-12	31-Dec-22	150,000,000	31-Dec-18
33	INE148I07191	31-Dec-12	31-Dec-22	150,000,000	31-Dec-18
34	INE148I07415	24-Dec-13	24-Dec-23	250,000,000	24-Dec-18
35	INE894F07667	31-Dec-12	31-Dec-22	150,000,000	31-Dec-18
36	INE148I07AQ5	02-Dec-14	02-Dec-19	2,000,000,000	2-Dec-18
37	INE148I07AU7	08-Dec-14	08-Dec-19	1,000,000,000	8-Dec-18
38	INE148I07AV5	16-Dec-14	16-Dec-24	250,000,000	16-Dec-18
39	INE148I07BA7	31-Dec-14	31-Dec-24	250,000,000	31-Dec-18
40	INE148I07CO6	29-Jun-15	13-Dec-18	630,000,000	13-Dec-18
41	INE148I07DI6	06-Nov-15	27-Dec-18	50,000,000	27-Dec-18
42	INE148I07DM8	30-Dec-15	30-Dec-20	1,350,000,000	31-Dec-18
43	INE148I07DN6	30-Dec-15	30-Dec-25	950,000,000	31-Dec-18
44	INE148I07DO4	31-Dec-15	31-Dec-25	100,000,000	31-Dec-18
45	INE148I07IB0	07-Nov-17	07-Dec-18	4,150,000,000	7-Dec-18
46	INE148I07IF1	27-Dec-17	28-Dec-18	4,700,000,000	27-Dec-18
47	INE148I07IG9	27-Dec-17	24-Dec-20	250,000,000	27-Dec-18
48	INE148I07IJ3	28-Dec-17	28-Dec-18	5,500,000,000	28-Dec-18
49	INE148I07IN5	29-Dec-17	29-Dec-22	10,000,000,000	29-Dec-18
50	INE148I08058	04-Dec-12	04-Dec-22	200,000,000	4-Dec-18
51	INE148I08165	23-Dec-13	23-Dec-23	200,000,000	23-Dec-18
52	INE148I07GJ7	26-Sep-16	26-Sep-26	136,946,000	26-Dec-18
53	INE148I08231	26-Sep-16	26-Sep-26	24,171,000	26-Dec-18
54	INE894F07717	16-Jan-13	16-Jan-23	350,000,000	16-Jan-19
55	INE148I07CU3	16-Jul-15	14-Jan-19	65,000,000	14-Jan-19



**Details of Due date of Payment of Interest on Non Convertible Debentures from 1st October 2018 to 31st March 2019- Annexure -1 (d) (Continued)**

S.No.	ISIN No.	Date of issue	Date of Maturity	Principal Amount	Due Date of Interest
56	INE148I07DP1	07-Jan-16	07-Jan-21	3,000,000,000	7-Jan-19
57	INE148I07DQ9	15-Jan-16	15-Jul-19	500,000,000	15-Jan-19
58	INE148I07DS5	19-Jan-16	19-Jan-19	1,000,000,000	19-Jan-19
59	INE148I07DT3	19-Jan-16	19-Jan-21	1,000,000,000	19-Jan-19
60	INE148I07IP0	24-Jan-18	24-Jan-25	2,250,000,000	24-Jan-19
61	INE894F08038	31-Jan-12	31-Jan-22	362,000,000	31-Jan-19
62	INE148I08066	14-Jan-13	14-Jan-23	250,000,000	14-Jan-19
63	INE148I08074	30-Jan-13	30-Jan-23	100,000,000	30-Jan-19
64	INE148I07GJ7	26-Sep-16	26-Sep-26	136,946,000	26-Jan-19
65	INE148I08231	26-Sep-16	26-Sep-26	24,171,000	26-Jan-19
66	INE148I07209	26-Feb-13	26-Feb-23	250,000,000	26-Feb-19
67	INE148I07480	18-Feb-14	18-Feb-21	200,000,000	18-Feb-19
68	INE894F07519	27-Feb-12	27-Feb-22	5,000,000,000	27-Feb-19
69	INE148I07DV9	08-Feb-16	07-Feb-26	500,000,000	8-Feb-19
70	INE148I07DU1	08-Feb-16	08-Feb-21	250,000,000	8-Feb-19
71	INE148I07DU1	08-Feb-16	08-Feb-21	500,000,000	8-Feb-19
72	INE148I07DX5	23-Feb-16	22-Feb-19	500,000,000	22-Feb-19
73	INE148I07DY3	24-Feb-16	22-Feb-19	500,000,000	22-Feb-19
74	INE148I07IQ8	22-Feb-18	22-Feb-28	30,000,000,000	22-Feb-19
75	INE148I07IR6	23-Feb-18	23-Feb-28	250,000,000	22-Feb-19
76	INE148I07IQ8	28-Mar-18	22-Feb-28	600,000,000	22-Feb-19
77	INE148I07JG7	21-Aug-18	21-Feb-20	10,000,000,000	21-Feb-19
78	INE148I07JH5	21-Aug-18	21-Feb-28	10,000,000	21-Feb-19
79	INE894F08053	22-Feb-12	22-Feb-22	200,000,000	22-Feb-19
80	INE148I08082	18-Feb-13	18-Feb-23	250,000,000	18-Feb-19
81	INE148I07GJ7	26-Sep-16	26-Sep-26	136,946,000	26-Feb-19
82	INE148I08231	26-Sep-16	26-Sep-26	24,171,000	26-Feb-19
83	INE148I07241	19-Mar-13	19-Mar-23	1,000,000,000	19-Mar-19





**Details of Due date of Payment of Interest on Non Convertible Debentures from 1st October 2018 to 31st March 2019- Annexure -1 (d) (Continued)**

S.No.	ISIN No.	Date of issue	Date of Maturity	Principal Amount	Due Date of Interest
84	INE148I07266	25-Mar-13	25-Mar-23	50,000,000	25-Mar-19
85	INE148I07BP5	27-Mar-15	27-Mar-20	200,000,000	27-Mar-19
86	INE148I07EA1	14-Mar-16	13-Mar-26	250,000,000	14-Mar-19
87	INE148I07ED5	23-Mar-16	11-Mar-19	500,000,000	11-Mar-19
88	INE148I07EF0	29-Mar-16	29-Mar-19	833,332,500	29-Mar-19
89	INE148I07EF0	29-Mar-16	30-Mar-20	833,335,000	29-Mar-19
90	INE148I07EH6	31-Mar-16	29-Mar-19	1,000,000,000	29-Mar-19
91	INE148I07GR0	15-Mar-17	13-Mar-20	900,000,000	15-Mar-19
92	INE148I07GW0	21-Mar-17	21-Mar-22	6,000,000,000	21-Mar-19
93	INE148I07GX8	22-Mar-17	22-Mar-22	1,600,000,000	22-Mar-19
94	INE148I07GZ3	27-Mar-17	27-Mar-20	250,000,000	27-Mar-19
95	INE148I07HC0	30-Mar-17	30-Mar-22	3,500,000,000	29-Mar-19
96	INE148I07HH9	18-Apr-17	13-Mar-20	250,000,000	18-Mar-19
97	INE148I07HP2	25-Apr-17	25-Mar-19	2,250,000,000	25-Mar-19
98	INE148I07ID6	22-Dec-17	14-Mar-19	2,500,000,000	14-Mar-19
99	INE148I07IS4	19-Mar-18	19-Mar-21	6,000,000,000	19-Mar-19
100	INE148I07IU0	20-Mar-18	21-Mar-19	5,000,000,000	21-Mar-19
101	INE894F08061	30-Mar-12	30-Mar-22	150,000,000	30-Mar-19
102	INE148I08090	06-Mar-13	06-Mar-23	200,000,000	6-Mar-19
103	INE148I08108	28-Mar-13	28-Mar-23	250,000,000	28-Mar-19
104	INE148I08181	17-Mar-15	17-Mar-25	50,000,000	17-Mar-19
105	INE148I08306	27-Mar-18	27-Mar-28	15,000,000,000	27-Mar-19
106	INE148I07GJ7	26-Sep-16	26-Sep-26	136,946,000	26-Mar-19
107	INE148I08231	26-Sep-16	26-Sep-26	24,171,000	26-Mar-19
108		15-Sep-16	15-Oct-19	13,300,000,000	15-Mar-19
109		27-Feb-18	27-Feb-21	3,150,000,000	27-Feb-19
			<b>Total</b>	<b>194,687,369,500</b>	

