



Telephone : 91-022-6660 8711-13-14
Fax : 91-022 6663 5401
CIN : L28129MH1962PLC012289

e-mail : info@kairacan.com
website : www.kairacan.com

KAIRA CAN COMPANY LIMITED

REGD. OFFICE : ION HOUSE, DR. E. MOSES ROAD, MAHALAXMI, MUMBAI 400 011.

Recognised Star Export House

KCCL/SEC/BM/UAFRQ2

24th October, 2018

**The Secretary
BSE Limited**

The Stock Exchange, Mumbai
Corporate Relationship Dept.,
Phiroze Jeejeebhoy Towers
Dalal Street
MUMBAI – 400 001.

Ref: Script Code: - 504840 – Kaira Can Company Limited

Security ID: KAIRA

Dear Sir,

Re: Outcome of the Board Meeting – Un-Audited Financial Results and segment wise break up thereof for Second quarter and half year Ended 30th September, 2018


Pursuant to Regulation 30(4) read with Regulation 33 of the SEBI (Listing Obligations and Disclosure Requirements) Regulations, 2015, this is to inform you that the Board of Directors of the Company at its meeting held today i.e., 24th October, 2018, have inter alia approved unaudited Financial Results of the Company for the second quarter and half year ended 30th September, 2018.

We enclose herewith unaudited Financial Results of the Company for the quarter ended September 30, 2018 along with the Limited Review Audit Report on the Financial Results.

Thanking you,

Yours faithfully,
For KAIRA CAN COMPANY LTD

**HITEN VANJARA
COMPANY SECRETARY**



Encl: as above



Statement of Unaudited Results for the quarter and half year ended September 30, 2018

(Rs. in lakhs)

Particulars	Quarter ended			Half Year ended		Year ended
	September 30, 2018	June 30, 2018	September 30, 2017	September 30, 2018	September 30, 2017	March 31, 2018
	(Unaudited)	(Unaudited)	(Unaudited)	(Unaudited)	(Unaudited)	(Audited)
I Income from Operations						
Sales/Income from Operations	3,745.23	4,299.79	3,362.17	8,045.03	8,326.46	14,874.07
Other operating income	-	0.23	0.47	0.23	0.47	7.81
Total Income from Operations	3,745.23	4,300.02	3,362.64	8,045.26	8,326.93	14,881.88
II Other Income	9.68	2.33	4.09	12.01	11.67	38.28
III Total Income	3,754.91	4,302.35	3,366.73	8,057.27	8,338.60	14,920.16
IV Expenses						
a. Cost of Materials consumed	2,291.73	2,293.63	1,830.74	4,585.37	4,658.51	8,538.47
b. Excise duty	-	-	-	-	421.65	421.65
c. Changes in inventories of finished goods and stock in trade	(75.21)	80.96	106.43	5.75	(54.98)	(240.71)
d. Employee Benefit Expense	233.86	204.37	192.63	438.23	408.45	762.93
e. Finance Costs	18.54	27.11	31.97	45.65	57.02	103.98
f. Depreciation and Amortisation Expense	121.14	121.91	110.46	243.05	224.34	452.74
g. Other Expenses	1,070.24	1,315.10	966.50	2,385.34	2,204.79	4,188.09
Total Expenses	3,660.30	4,043.07	3,238.73	7,703.38	7,919.78	14,227.15
V Profit / (Loss) before exceptional Items and tax	94.61	259.28	128.00	353.89	418.82	693.01
VI Exceptional Items	-	-	-	-	-	-
VII Profit before Tax	94.61	259.28	128.00	353.89	418.82	693.01
VIII Tax Expense	35.50	71.25	51.21	106.75	142.80	212.59
i. Income Tax						
- Current Tax	29.65	88.90	68.09	118.55	171.22	268.68
- Earlier year Tax	-	-	-	-	-	-
ii. Deferred Tax (Liability)/ Asset	5.85	(17.65)	(16.88)	(11.80)	(28.42)	(56.09)
IX Net Profit for the period	59.11	188.03	76.79	247.14	276.02	480.42
X Other Comprehensive Income						
i. Items that will not be reclassified to profit & loss	-	-	1.54	-	3.08	(0.25)
ii. Items that will be reclassified to profit & loss	(0.78)	(1.38)	8.51	(2.17)	9.49	6.82
Total Other Comprehensive Income	(0.78)	(1.38)	10.05	(2.17)	12.57	6.57
XI Total Comprehensive Income for the period	58.32	186.64	86.84	244.97	288.59	486.99
XII Paid up equity share capital (Face Value - Rs.10/- each.)	92,21,330	92,21,330	92,21,330	92,21,330	92,21,330	92,21,330
XIII Earnings Per Share Basic & Diluted * Not annualised	6.41	20.39	8.33	26.80	29.93	52.10

- The above results which are published in accordance with Regulation 33 of the SEBI (Listing Obligations & Disclosure Requirements), 2015 have been reviewed by the Audit Committee at their meeting, approved by the Board of Directors at their meeting held on October 24, 2018 and are subject to Limited Review by the Independent Auditors of the Company.
- According to the requirements of SEBI (Listing Obligations and Disclosures requirements) Regulations, 2015, revenue for the quarter ended June 30, 2017 was reported inclusive of excise duty. Goods and Services Tax ("GST") has been implemented with effect from July 1, 2017 which replaces Excise Duty and other input taxes. As per IND AS 115, the revenue for the half year and quarter ended September 30, 2018 is reported net of GST. Hence, revenue from operations for the six months ended September 30, 2018 are not comparables with previous corresponding figures.

The Excise duty deducted from revenue from operations for the previous period is as given below:

(Rs. in lakhs)


Particulars	Quarter ended			Half Year ended		Year ended
	September 30, 2018	June 30, 2018	September 30, 2017	September 30, 2018	September 30, 2017	March 31, 2018
	(Unaudited)	(Unaudited)	(Unaudited)	(Unaudited)	(Unaudited)	(Audited)
Excise Duty	-	-	-	-	421.65	421.65

- The prior period's figures have been regrouped / reclassified wherever necessary to conform to current quarter / period's classification.
- Previous Period figures have been regrouped wherever necessary.

for and on behalf of Board of Directors

Place : Mumbai
Date : October 24, 2018

NSKA & Associates
Chartered Accountants
Certified for
Verification
Purposes only



A. B. Kulkarni
Managing Director
D.I. NO. 01605886



Kaira Can Company Limited
CIN : L28129MH1962PLC012289
ION House, Dr. E. Moses Road,
Mahalaxmi - Mumbai - 400 011

Statement of Assets and liabilities

(Rs. in lakh)

Particulars	As At	As At
	September 30,2018	March 31,2018
ASSETS		
I. NON CURRENT ASSETS		
(a) Property, Plant and Equipment	3,478.87	3,396.50
(b) Capital Work in Progress	2.50	14.04
(c) Investment Property	28.99	29.34
(d) Other Intangible Assets	15.09	17.76
(e) Financial Assets	-	-
(i) Investments	9.57	11.74
(ii) Trade Receivables	-	-
(iii) Loans	38.82	21.84
(iv) Others	90.53	90.53
(f) Other non-current assets	306.88	397.69
	3,971.25	3,979.44
2. CURRENT ASSETS		
(a) Inventories	3,254.49	3,380.72
(b) Financial Assets		
(i) Investments	-	9.03
(ii) Trade Receivables	1,517.79	963.94
(iii) Cash and cash equivalents	497.00	575.36
(iv) Bank balances other than (iii) above	27.66	35.76
(v) Other Financial assets	1.52	1.38
(c) Other Current Assets	702.31	1,144.87
	6,000.77	6,111.06
TOTAL ASSETS	9,972.02	10,090.50
EQUITY AND LIABILITIES		
EQUITY		
(a) Equity Share Capital	92.21	92.21
(b) Other Equity	5,761.42	5,588.72
	5,853.63	5,680.93
LIABILITIES		
I. NON-CURRENT LIABILITIES		
(a) Financial Liabilities		
(i) Borrowings	40.00	49.45
(b) Provisions	58.21	58.21
(c) Deferred Tax Liabilities(Net)	207.32	219.12
	305.53	326.78
2. CURRENT LIABILITIES		
(a) Financial Liabilities		
(i) Borrowings	786.41	998.25
(ii) Trade Payables	2,323.97	2,365.39
(iii) Other Financial Liabilities	653.19	662.11
(b) Other Current Liabilities	26.34	31.05
(c) Provisions	22.95	25.99
	3,812.86	4,082.79
TOTAL EQUITY AND LIABILITIES	9,972.02	10,090.50

M&KA & Associates
Chartered Accountants
Noted for
Identification
Purposes only





Kaira Can Company Limited
ION House, Dr. E. Moses Road,
Mahalaxmi - Mumbai - 400 011

Segment wise Revenue, Results and Capital Employed for the quarter and half year ended September 30, 2018

(Rs. in lakhs)

Particulars	Quarter ended			Half Year ended		Year ended
	June 30, 2018	June 30, 2018	30-Sep-17	September 30, 2018	September 30, 2017	March 31, 2018
	(Unaudited)	(Unaudited)	(Unaudited)	(Unaudited)	(Unaudited)	(Audited)
1 Segment Revenue						
a. Tin Containers	3,465.02	3,700.92	3,136.80	7,165.93	7,622.52	13,598.52
b. Ice-Cream Cones (Waffles & Wafers)	280.22	599.10	225.84	879.32	704.41	1,283.36
c. Unallocated	9.69	2.32	4.09	12.01	11.67	38.28
Total Income	3,754.92	4,302.35	3,366.73	8,057.27	8,338.60	14,920.16
2 Segment Results						
a. Tin Containers	78.39	237.83	152.55	316.22	422.84	722.80
b. Ice-Cream Cones (Waffles & Wafers)	30.49	65.31	14.71	95.80	62.61	81.94
	108.88	303.14	167.26	412.03	485.45	804.74
Less:						
(i) Interest	18.54	27.11	31.97	45.65	57.02	103.98
(ii) Other un-allocable expenditure net off unallocable income.	(4.26)	16.76	7.29	12.49	9.61	7.75
Total Profit Before Tax	94.61	259.28	128.00	353.89	418.82	693.01
3 Segment Assets						
a. Tin Containers	8,690.17	8,912.68	7,503.69	8,690.17	7,503.69	8,724.81
b. Ice-Cream Cones (Waffles & Wafers)	971.48	1,077.73	940.07	971.48	940.07	1,085.88
c. Unallocated	310.37	349.51	316.28	310.37	316.28	279.81
Total	9,972.02	10,339.92	8,760.04	9,972.02	8,760.04	10,090.50
4 Segment Liabilities						
a. Tin Containers	3,166.71	3,380.09	2,383.03	3,166.71	2,383.03	3,244.48
b. Ice-Cream Cones (Waffles & Wafers)	661.87	794.97	738.68	661.87	738.68	865.66
c. Unallocated	289.81	297.27	172.40	289.81	172.40	299.43
Total	4,118.40	4,472.34	3,294.11	4,118.39	3,294.11	4,409.57

MSKA & Associates
Chartered Accountants
Initialed for
Identification
Purposes only



Limited Review Report on Quarterly and Half yearly Unaudited Standalone Financial Results of Kaira Can Company Limited pursuant to the Regulation 33 of the SEBI (Listing Obligations and Disclosure Requirements) Regulations, 2015


To
The Board of Directors of
Kaira Can Company Limited

1. We have reviewed the accompanying Statement of Standalone Financial Results of Kaira Can Company Limited for the quarter and the half year ended September 30, 2018, being submitted by the Company pursuant to the requirement of Regulation 33 of the SEBI (Listing Obligations and Disclosure Requirements) Regulations, 2015.
2. This Statement is the responsibility of the Company's management and has been approved by the Board of Directors in its meeting held on October 24, 2018. Our responsibility is to issue a report on these financial results based on our review.
3. We conducted our review in accordance with the Standard on Review Engagements (SRE) 2410 'Review of Interim Financial Information Performed by the Independent Auditor of the Entity', specified under section 143(10) of the Companies act, 2013. This Standard requires that we plan and perform the review to obtain moderate assurance as to whether the Statement is free of material misstatement. A review is limited primarily to inquiries of Company personnel and analytical procedures applied to financial data and thus provides less assurance than an audit. We have not performed an audit and, accordingly, we do not express an audit opinion.
4. Based on our review conducted as above, nothing has come to our attention that causes us to believe that the accompanying Statement of unaudited standalone financial results and financial position which are prepared in accordance with Ind AS 34, prescribed under Section 133 of the Companies Act, 2013 read with relevant rules issued thereunder and other recognized accounting practices and policies has not disclosed the information required to be disclosed in terms of Regulation 33 of the SEBI (Listing Obligation and Disclosure Requirements) Regulations including the manner in which it is to be disclosed, or that it contains any material misstatement.



5. The statement of the Company for the quarter and the half year ended September 30, 2017 and for the year ended March 31, 2018, was reviewed/ audited by M/s Kalyaniwalla & Mistry LLP, independent auditors of the Company, whose report dated November 10, 2017 and May 28, 2018 respectively expressed an unmodified opinion on those statements. Our opinion is not modified in respect of the aforesaid matter.

For MSKA & Associates
Chartered Accountants
ICAI Firm Registration No.105047W


Vinayak Padwal
Partner
Membership No.: F49639



Place: Mumbai
Date: October 24, 2018