

Date: 13<sup>th</sup> November, 2018

To,  
The Manager,  
Corporate Filings Department,  
BSE Limited,  
Phiroze Jeejeebhoy Towers,  
Dalal Street,  
Mumbai- 400 001

The Manager,  
Listing Compliance Department,  
National Stock Exchange of India Ltd.  
Exchange Plaza, Plot no. C/1, G Block,  
Bandra-Kurla Complex, Bandra (E),  
Mumbai - 400 051.

**Security Code: 540679**

**Symbol: SMSLIFE**

Dear Sir/Madam,

**Subject: Financial Results for the Quarter & Half year ended on 30<sup>th</sup> September, 2018.**


With reference to the above cited subject, we would like to inform you that the Board of Directors of the Company at their meeting held on today, inter-alia considered and approved the Unaudited financial results for the Quarter & half year ended on 30<sup>th</sup> September, 2018 along with the Limited Review Report as enclosed herewith.


Please take the above information on your records.

Thanking You,

Yours Faithfully,

For SMS Lifesciences India Limited

  
Pavan Pise  
Company Secretary




**SMS LIFESCIENCES INDIA Limited**

Regd. Office: Plot No.19-III, Opp. BVBP School, Road No.71, Jubilee Hills, Hyderabad - 500 096

**Statement of Standalone Un-Audited Financial Results for the Quarter and Half Year Ended 30th September, 2018**

(Rs. In Lakhs)

S.No	Particulars	Quarter Ended			Half Year ended		Year ended
		30.09.2018	30.06.2018	30.09.2017	30.09.2018	30.09.2017	31.03.2018
		(Unaudited)	(Unaudited)	(Unaudited)	(Unaudited)	(Unaudited)	(Audited)
1	Revenue From Operations	8,920.24	5,987.87	5,104.37	14,908.11	9,687.56	21,748.17
2	Other Income	76.57	51.28	76.62	127.85	178.70	307.72
3	<b>Total Revenue</b>	<b>8,996.81</b>	<b>6,039.15</b>	<b>5,180.99</b>	<b>15,035.96</b>	<b>9,866.26</b>	<b>22,055.89</b>
4	<b>Expenses</b>						
	(a) Cost of Materials Consumed	6,202.69	5,189.20	3,894.63	11,391.89	6,705.76	13,501.25
	(b) Changes in Inventories	(132.48)	(1,776.91)	(657.32)	(1,909.39)	(1,346.06)	(206.21)
	(c) Central Excise Duty	-	-	-	-	449.39	449.39
	(d) Manufacturing Expenses	1,268.49	1,114.54	956.20	2,383.03	1,975.79	3,950.60
	(e) Employee Benefits Expense	501.37	514.20	415.11	1,015.57	860.10	1,764.61
	(f) Finance Cost	133.34	117.36	88.96	250.70	224.41	417.92
	(g) Depreciation and Amortization Expense	139.78	138.01	143.73	277.79	284.70	570.36
	(h) Other Expenses	273.83	302.59	230.33	576.42	443.86	968.31
	<b>Total Expenses - (a to f)</b>	<b>8,387.02</b>	<b>5,598.99</b>	<b>5,071.64</b>	<b>13,986.01</b>	<b>9,597.95</b>	<b>21,416.23</b>
5	<b>Profit before Exceptional and Extraordinary Items and Tax (3-4)</b>	<b>609.79</b>	<b>440.16</b>	<b>109.35</b>	<b>1,049.95</b>	<b>268.31</b>	<b>639.66</b>
6	Exceptional items	-	-	-	-	-	-
7	<b>Profit before Extraordinary Items and Tax (5-6)</b>	<b>609.79</b>	<b>440.16</b>	<b>109.35</b>	<b>1,049.95</b>	<b>268.31</b>	<b>639.66</b>
8	Extraordinary Items	-	-	-	-	-	-
9	<b>Profit before Tax (7-8)</b>	<b>609.79</b>	<b>440.16</b>	<b>109.35</b>	<b>1,049.95</b>	<b>268.31</b>	<b>639.66</b>
10	<b>Tax Expenses</b>						
	(1) Current Tax						
	(a) relating to Current Year	185.00	125.00	35.00	310.00	90.00	170.00
	(b) relating to Earlier year						(133.72)
	(2) Deferred Tax	(16.28)	8.00	(27.24)	(8.28)	(27.09)	(46.75)
11	<b>Net Profit / (Loss) for the Period (9-10)</b>	<b>441.07</b>	<b>307.16</b>	<b>101.59</b>	<b>748.23</b>	<b>205.40</b>	<b>650.13</b>
12	<b>Other Comprehensive Income (OCI):</b>						
	Items that will not be reclassified to profit or Loss:	(2.83)	(2.36)	(9.52)	(5.19)	(16.04)	9.44
	Tax on Items that will not be reclassified to profit or Loss:	(0.79)	(0.82)	-	(1.61)	(5.55)	2.63
		(2.04)	(1.54)	(9.52)	(3.59)	(10.49)	6.81
13	<b>Total comprehensive Income for the period (11+12)</b>	<b>439.03</b>	<b>305.62</b>	<b>92.07</b>	<b>744.65</b>	<b>194.91</b>	<b>656.94</b>
14	<b>Earning Per Equity Share</b>						
	(of Rs.10/ each) (not annualised)						
	Basic / Diluted.	14.59	10.16	3.36	24.75	6.79	21.50
	Paid-up equity share capital (Face Value of Rs 10/-- each)	302.33	302.33	302.33	302.33	302.33	302.33
	Reserves excluding Revaluation Reserves as per balance sheet of previous accounting year						8,538.48



## Statement of Assets &amp; Liabilities as at 30th September, 2018

(Rs.in Lakhs)

Sr.No.	Particulars	As at	As at
		30.09.2018 (Unaudited)	31.03.2018 (Audited)
<b>A</b>	<b>ASSETS</b>		
<b>1</b>	<b>Non-Current Assets</b>		
	(a) Property, Plant and Equipment	7,470.85	6,835.84
	(b) Capital Work-in-Progress	446.58	708.80
	(c) Intangible Assets	2.08	2.38
	(d) investment Property	80.03	80.20
	(e) Financial Assets:		
	(i) Investments	2,581.40	500.35
	(ii) Bank Balances	114.72	107.88
	(iii) Other Financial Assets	195.82	196.69
	(e) Other Non-Current Assets	261.88	361.56
	<b>Sub Total :Non-Current Assets</b>	<b>11,153.36</b>	<b>8,793.70</b>
<b>2</b>	<b>Current Assets</b>		
	(a) Inventories	8,039.39	4,931.61
	(b) Financial Assets		
	(i) Trade Receivables	2,779.22	2,707.56
	(ii) Cash and Cash Equivalents	34.05	43.58
	(iii) Bank Balances (Other than (ii) above)	32.00	32.52
	(iv) Other Financial Assets	2.37	14.25
	(c) Other Current Assets	1,338.47	1,142.26
	(d) Current Tax Asset (Net)		
	<b>Sub Total : Current Assets</b>	<b>12,225.50</b>	<b>8,871.78</b>
	<b>TOTAL ASSETS</b>	<b>23,378.86</b>	<b>17,665.48</b>
<b>B</b>	<b>EQUITY AND LIABILITIES</b>		
<b>1</b>	<b>Equity:</b>		
	(a) Equity Share Capital	302.33	302.33
	(b) Other Equity	9,283.13	8,538.48
	<b>Sub-Total -Shareholders' funds</b>	<b>9,585.46</b>	<b>8,840.81</b>
	<b>Liabilities:</b>		
<b>2</b>	<b>Non-Current Liabilities</b>		
	(a) Financial Liabilities		
	(i) Borrowings	1,212.36	1,519.07
	(b) Provisions	220.79	199.75
	(c) Deferred Tax Liabilities (net)	706.85	716.74
	<b>Sub-Total -Non-Current Liabilities</b>	<b>2,140.00</b>	<b>2,435.56</b>
<b>3</b>	<b>Current Liabilities</b>		
	(a) Financial Liabilities		
	(i) Borrowings	1,349.01	599.31
	(ii) Trade Payables:	8,786.51	4,439.25
	(iii) Other Financial Liabilities	651.61	1,117.99
	(b) Provisions	63.77	59.81
	(c) Other Current Liabilities	739.44	138.23
	(d) Current Tax Liabilities (Net)	63.06	34.52
	<b>Sub-Total - Current Liabilities</b>	<b>11,653.40</b>	<b>6,389.11</b>
	<b>TOTAL - EQUITY AND LIABILITIES</b>	<b>23,378.86</b>	<b>17,665.48</b>





**Notes:**

- 1 The above standalone Financial Results have been reviewed and recommended by the Audit Committee on 13th November, 2018 and have been approved by the Board of Directors at its meeting held on 13th November, 2018.
- 2 Results for the quarter ended 30th September, 2018 were subjected to 'Limited Review' by the Auditors.
- 3 The above results are in accordance with the companies (Indian Accounting Standards) rules, 2015, (Ind AS) as amended by Company (Ind AS) (amendment) Rules, 2016, notified under Section 133 of the Companies Act 2013, read with relevant Rules issued there under and other accounting principles generally accepted in India and in terms of Regulation 33 of the SEBI (Listing Obligations and Disclosure Requirements) Regulations, 2015
- 4 Mahi Drugs has become 100% Wholly Owned Subsidiary of the company with effect from 17th September 2018 and as per Regulation 33 of SEBI (Listing Obligation and Disclosure Requirements) Regulations, 2015, the company has opted to publish quarterly unaudited standalone results and to publish consolidated results at the year end.
- 5 The Company is engaged in the manufacturing Active Pharmaceutical Ingredients and their intermediates and the same constitutes a single reportable business segment as per Ind AS108.
- 6 Post implementation of Goods and Service Tax (GST) effective from 1st July, 2017, revenue is reported net of GST as per Ind AS-18. Revenue, however, is reported inclusive of excise duty for a part of the period ended 30th September, 2017. Had the previously reported revenue been shown net of excise duty, comparative revenue of the company would have been as under:

Particulars	Quarter ended			Half Year ended		Year ended
	30.09.2018	30.06.2018	30.09.2017	30.09.2018	30.09.2017	31.03.2018
Revenue from operations (net of excise duty)	<b>8,920.24</b>	5,987.87	5,104.37	<b>14,908.11</b>	9,242.59	21,303.20



Place: Hyderabad  
Date : 13-11-2018

For SMS LifeSciences India Limited

  
**T V V S N Murthy**  
Managing Director

Limited Review Report

To  
The Board of Directors  
SMS LIFESCIENCES INDIA LIMITED  
Hyderabad.

We have reviewed the accompanying statement of unaudited financial results of SMS LIFESCIENCES INDIA LIMITED ("the Company"), for the quarter ended 30th September 2018 ("the statement"), being submitted by the company pursuant to the Regulation 33 of the SEBI (Listing Obligations and Disclosure Requirements) Regulations, 2015 as modified by Circular No.CIR/CFD/FAC/62/2016 dated 5th July,2016.


This statement which is the responsibility of the Company's Management and approved by the Board of Directors, has been prepared in accordance with the recognition and measurement principles laid down in the Indian Accounting Standard 34 "Interim Financial Reporting" (Ind AS 34"), prescribed under section 133 of the Companies Act, 2013 read with relevant rules issued there under and other accounting principles generally accepted in India. Our responsibility is to issue a report on these financial statements based on our review.

We conducted our review in accordance with the Standard on Review Engagement (SRE) 2410, "Review of Interim Financial information performed by Independent Auditor of Entity" issued by the Institute of Chartered Accountants of India. This standard requires that we plan and perform the review to obtain moderate assurance as to whether the financial statements are free of material misstatement. A review is limited primarily to inquiries of company personnel and analytical procedures applied to financial data and thus provide less assurance than an audit. We have not performed an audit and accordingly, we do not express an audit opinion.

Based on our review conducted as stated above, nothing has come to our attention that causes us to believe that the accompanying statement of unaudited financial results prepared in accordance with the aforesaid Indian Accounting standards and other accounting principles generally accepted in India has not disclosed the information required to be disclosed in terms of regulation 33 of the SEBI (Listing Obligations and Disclosure Requirements) Regulations, 2015 as modified by Circular No.CIR/CFD/FAC/62/2016 dated 5th July,2016, including the manner in which it is to be disclosed, or that it contains any material misstatement.

Place: Hyderabad  
Date: 13-11-2018

For Rambabu & Co.,  
Chartered Accountants  
Reg. No.0029765



GVL Prasad  
Partner  
M. No. 026548