



CS/NSE&BSE/UFR/2018-19
November 14, 2018

To
The Manager
Listing Department
National Stock Exchange of India Limited
Exchange Plaza, Bandra Kurla Complex
Bandra (E), Mumbai – 400 051
Stock Code: SUVEN–EQ

To
The General Manager
Department of Corporate Services
BSE Limited
25th Floor, P. J. Towers,
Dalal Street, Mumbai - 400 001
Stock Code: 530239

Dear Sir/Madam,

Sub: Notification of Un-audited Financial Results for the quarter ended 30th September, 2018

.....

With reference to the above subject, pursuant to Regulation 33 of SEBI (Listing Obligations and Disclosure Requirements) Regulations, 2015, the Board of Directors of the company, at its meeting held today i.e. 14th November, 2018, has taken on record the Un-audited Financial Results of the Company under Ind AS for the quarter and half-year ended 30th September, 2018 and approved the following matters.

Appointment of Woman Independent Director

We wish to inform you that based on the recommendation of Nomination and Remuneration Committee, the Board of Directors at its meeting held today (November 14, 2018) has approved the appointment of Smt. J.A.S. Padmaja (DIN: 07484630) as an Additional Director & Non-Executive Independent Director of the Company for one term of 5 years, subject to approval of the shareholders of the Company.

Pursuant to Regulation 30(2) read with Para-A of Part-A of Schedule III of SEBI (Listing Obligations & Disclosure Requirements) Regulations, 2015, we give below the information as prescribed for the appointment of Non-executive director.

a)	reason for change	Appointment
b)	date of appointment & term of appointment;	14th November, 2018 & for one term of 5 years from 14 th November, 2018

Suven Life Sciences Limited

Registered Office: 8-2-334 | SDE Serene Chambers | 6th Floor Road No.5 | Avenue 7
Banjara Hills | Hyderabad – 500 034 | Telangana | India | CIN: L24110TG1989PLC009713
Tel: 91 40 2354 1142/ 3311/ 3315 Fax: 91 40 2354 1152 Email: info@suven.com website: www.suven.com

c)	brief profile	<p>Smt. J.A.S. Padmaja aged 56 years is a Psychology graduate from St. Francis College Hyderabad and a post graduate Diploma in Marriage and Family Counseling from Osmania University.</p> <p>She is involved in various social service activities for over 3 decades. She is a practicing counselor for the last twenty years working with mental disorders, adolescent crisis, depression and anxiety disorders and marriage counseling.</p> <p>She was actively involved in founding THE HYDERABAD CHILDRENS TRUST (HCT) which gives meaningful life to the orphaned children by providing shelter and education so that they can secure decent jobs and lead a normal life.</p> <p>She was also associated with APWMR as Vice President - which took up various welfare activities for differently abled children. She is associated with the JVMRD Trust as a chairperson where she is involved in building a high school in a remote village of the most backward area of AP</p> <p>She is also associated with skill development programs for women and educated youth requiring further skills to make them employable from this backward area through this Trust.</p>
d)	Disclosure of relationships between directors	She is not related to any other Directors of the Company

As per Stock Exchange Circular dated June 20, 2018, it is hereby confirmed that Smt. J.A.S. Padmaja is not debarred from holding the office of director by virtue of any SEBI order or any other such authority.


We are enclosing herewith the following documents:

- a) Un-audited Financial Results under Ind AS for the quarter and half-year ended 30th September, 2018
- b) Limited Review Report of Statutory Auditors of the Company

Please find enclosed **Press Release** of our company. We request you to take these documents on your records. The Board Meeting commenced at 11:30 A.M. and concluded at 3:45 P.M.

Thanking you,
Yours faithfully,

For **Suven Life Sciences Limited**


K Hanumantha Rao
Company Secretary

Suven Life Sciences Limited



SUVEN LIFE SCIENCES LTD


Regd. Off: 8-2-334, SDE Serene Chambers, 6th Floor, Road No.5, Avenue 7, Banjara Hills, Hyderabad - 500 034

Tel: 91 40 2354 1142/ 3311/ 3315 Fax: 91 40 2354 1152 email: investorservices@suvен.com website: www.suven.com CIN: L24110TG1989PLC009713

STATEMENT OF UN-AUDITED STANDALONE FINANCIAL RESULTS FOR THE QUARTER & HALF-YEAR ENDED 30th SEPT' 2018

All amounts in Indian Rupees in lakhs

Sl. No.	Particulars	For the Quarter Ended			For the 6 Months Ended		For the year Ended
		30-Sep-2018	30-Jun-2018	30-Sep-2017	30-Sep-2018	30-Sep-2017	31-Mar-2018
		Un-Audited	Un-Audited	Un-Audited	Un-Audited	Un-Audited	Audited
1	Income						
	Revenue from operations	8,952.18	19,166.22	10,685.88	28,118.40	24,787.78	62,525.84
	Other Income	658.63	812.77	513.23	1,471.40	1,075.52	2,327.07
	Total income	9,610.81	19,978.99	11,199.11	29,589.80	25,863.30	64,852.91
2	Expenses						
	a) Cost of materials consumed	4,102.39	3,859.30	4,218.13	7,961.69	7,901.66	17,490.30
	b) Purchases of stock-in-trade	-	-	-	-	-	-
	c) Changes in inventories of finished goods, work-in-progress and stock-in-trade	(3,525.10)	2,595.82	(3,189.36)	(929.28)	(3,416.53)	(2,120.13)
	d) Employee benefits expense	1,398.33	1,714.82	1,267.76	3,113.15	2,833.98	5,873.50
	e) Finance costs	59.09	106.79	93.58	165.88	220.59	461.11
	f) Depreciation and amortisation expense	556.05	550.81	533.99	1,106.86	1,053.19	2,130.99
	g) Manufacturing Exps	2,493.06	2,285.50	2,101.03	4,778.56	4,291.40	8,821.54
	h) R & D Exps	1,238.73	1,598.87	1,166.13	2,837.60	2,767.32	5,846.66
	i) Other Expenses	803.29	1,288.81	622.66	2,092.10	1,381.72	3,322.37
	Total expenses	7,125.84	14,000.72	6,813.92	21,126.56	17,033.33	41,826.34
3	Profit before exceptional items & Tax (1-2)	2,484.97	5,978.27	4,385.19	8,463.24	8,829.97	23,026.57
4	Exceptional Items	-	-	-	-	-	-
5	Profit before Tax (3-4)	2,484.97	5,978.27	4,385.19	8,463.24	8,829.97	23,026.57
6	Tax Expenses						
	a) Current tax	513.83	1,249.14	592.11	1,762.97	1,724.88	4,756.49
	b) Deferred tax	170.17	844.92	618.35	1,015.09	973.29	2,427.35
7	Net Profit/ (Loss) for the period/year(5-6)	1,800.97	3,884.21	3,174.73	5,685.18	6,131.80	15,842.73
8	Other Comprehensive Income						
8.a	(i) Items that will not be reclassified to profit or loss	(10.59)	(10.58)	(3.72)	(21.17)	(7.45)	(42.33)
	(ii) Income tax relating to items that will not be reclassified to profit or loss	3.67	3.66	1.29	7.33	2.58	14.65
8.b	(i) Items that will be reclassified to profit or loss	-	-	-	-	-	-
	(ii) Income tax relating to items that will be reclassified to profit or loss	-	-	-	-	-	-
	Total other Comprehensive Income	(6.92)	(6.92)	(2.43)	(13.84)	(4.87)	(27.68)
9	Total Comprehensive Income for the period (7+8)	1,794.05	3,877.29	3,172.30	5,671.34	6,126.93	15,815.05
10	Paid-up equity share capital (face value of Rs. 1/- each)	1,272.82	1,272.82	1,272.82	1,272.82	1,272.82	1,272.82
11	Other Equity						85,397.16
12	Earning Per Share (EPS) (Face value of Rs.1/- each)						
	a) Basic	1.41	3.05	2.49	4.47	4.82	12.45
	b) Diluted	1.41	3.05	2.49	4.47	4.82	12.45
		(not annualised)	(not annualised)	(not annualised)	(not annualised)	(not annualised)	



SEGMENT WISE REVENUE, RESULTS AND TOTAL ASSETS AND LIABILITIES

PARTICULARS	For the Quarter Ended			For the 6 Months Ended		For the year Ended
	30-Sep-2018	30-Jun-2018	30-Sep-2017	30-Sep-2018	30-Sep-2017	31-Mar-2018
	Un-Audited	Un-Audited	Un-Audited	Un-Audited	Un-Audited	Audited
1 SEGMENT REVENUE :-						
a) Manufacturing (CRAMS)	8,087.96	18,024.22	10,026.47	26,112.18	23,357.23	59,687.64
b) Services (DDDSS)	864.22	1,142.00	659.41	2,006.22	1,430.55	2,838.20
c) Research & Development	-	-	-	-	-	-
TOTAL	8,952.18	19,166.22	10,685.88	28,118.40	24,787.78	62,525.84
Less Inter segment Revenue	-	-	-	-	-	-
Net Sales from Operations	8,952.18	19,166.22	10,685.88	28,118.40	24,787.78	62,525.84
2 SEGMENT RESULTS :-						
Profit/(Loss) before tax and interest:						
a) Manufacturing (CRAMS)	3,252.05	7,086.74	5,312.13	10,338.79	11,094.99	28,031.87
b) Services (DDDSS)	440.55	761.15	319.36	1,201.70	724.61	1,428.77
c) Research & Development	(1,238.71)	(1,598.88)	(1,166.14)	(2,837.59)	(2,767.32)	(5,846.66)
TOTAL	2,453.89	6,249.01	4,465.35	8,702.90	9,052.28	23,613.98
Less: i) Interest	62.29	35.97	74.19	98.26	161.30	281.59
ii) Other Un-allocable expenditure/(Income), net	(93.37)	234.77	5.97	141.40	61.01	305.82
Total Profit Before Tax	2,484.97	5,978.27	4,385.19	8,463.24	8,829.97	23,026.57
3 SEGMENT ASSETS :						
a) Manufacturing (CRAMS)	57,618.63	48,587.81	53,711.58	57,618.63	53,711.58	52,557.03
b) Services (DDDSS)	3,767.31	4,339.17	4,077.86	3,767.31	4,077.86	4,061.14
c) Research & Development	3,028.20	2,784.33	2,896.37	3,028.20	2,896.37	3,031.96
d) Un allocated	44,219.74	50,187.02	35,647.25	44,219.74	35,647.25	41,234.30
TOTAL	108,633.88	105,898.33	96,333.06	108,633.88	96,333.06	100,884.43
SEGMENT LIABILITIES :						
a) Manufacturing (CRAMS)	9,282.73	9,053.42	9,984.93	9,282.73	9,984.93	8,594.07
b) Services (DDDSS)	473.46	315.25	574.83	473.46	574.83	382.64
c) Research & Development	1,669.94	1,323.46	2,253.38	1,669.94	2,253.38	1,587.28
d) Un allocated	949.14	867.09	925.47	949.14	925.47	714.79
TOTAL	12,375.27	11,559.22	13,738.61	12,375.27	13,738.61	11,278.78

1). The above financial results were reviewed by Audit Committee of the Board and approved by the Board of Directors' at their Meeting held on 14th November, 2018 and the same reviewed by the Statutory Auditors.

2). Effective from 1st April 2018, the company has adopted Ind AS-115, "Revenue from contract with customers". The application of Ind AS-115 does not have any significant impact on recognition and measurement of revenue from operations and other related items in the financial results of the company.

3). The corresponding previous period figures have been regrouped / reclassified where ever necessary.

For SUVEN LIFE SCIENCES LIMITED



Venkata Jasti

VENKAT JASTI
Chairman & CEO
DIN: 00278028

Place: Hyderabad
Date: 14th November, 2018

We Deliver

**SUVEN LIFE SCIENCES LTD**

Registered Office: 8-2-334, SDE Serene Chambers, 6th Floor, Road No. 5, Avenue 7, Banjara Hills, 500 034, Telangana, India. CIN: L24110TG1989PLC009713

Statement of Assets & Liabilities

	Particulars	Standalone as at	
		30/09/2018	31/03/2018
A	ASSETS		
1	Non-current assets		
	(a) Property, Plant and Equipment	29,724.69	30,494.25
	(b) Capital Work-in-Progress	5,869.68	2,474.38
	(c) Other Intangible Assets	265.42	278.31
	(d) Financial Assets		
	I. Investments	11,570.19	10,229.64
	II. Loans	6.34	3.79
	III. Other Financial Assets	609.00	610.53
	(e) Deferred tax assets (net)	-	-
	(f) Other non current assets	3,384.33	1,259.73
	Total Non-Current assets	51,429.65	45,350.63
2	Current assets		
	(a) Inventories	14,000.91	13,946.62
	(b) Financial Assets		
	I. Investments	29,645.49	27,872.56
	II. Trade Receivables	6,261.06	6,153.81
	III. Cash and Cash equivalents	1,099.70	1,342.59
	IV. Bank balances other than (III) above	46.04	51.12
	V. Loans	14.78	10.20
	VI. Other Financial assets	0.28	0.28
	(c) Current Tax asset (net)	912.06	340.34
	(d) Other current assets	5,223.91	5,816.28
	Total Current assets	57,204.23	55,533.80
	TOTAL - ASSETS	108,633.88	100,884.43
B	EQUITY AND LIABILITIES		
1	EQUITY		
	(a) Equity Share Capital	1,272.82	1,272.82
	(b) Other Equity	91,068.49	85,397.16
	Equity attributable to owners of the company	92,341.31	86,669.98
2	LIABILITIES		
	(a) Financial Liabilities		
	I. Borrowings	113.16	138.52
	(b) Provisions	382.44	368.68
	(c) Other non current liabilities	90.23	104.76
	(d) Deferred tax Liabilities (net)	3,331.47	2,323.71
	Total non-current liabilities	3,917.30	2,935.67
	Current liabilities		
	(a) Financial Liabilities		
	I. Borrowings	3,075.33	2,494.19
	II. Trade payables		
	a) To Micro & Small Enterprises	-	-
	b) Other than Micro & Small Enterprises	4,372.13	5,681.58
	III. Other Financial Liabilities	3,430.46	1,587.68
	(b) Other Current liabilities	948.59	1,041.32
	(c) Provision Employee benefits	548.76	474.01
	Sub-total - Current liabilities	12,375.27	11,278.78
	Total Liabilities	16,292.57	14,214.45
	TOTAL - EQUITY AND LIABILITIES	108,633.88	100,884.43



For Suvan Life Sciences Ltd

Venkat Jasti
 Venkat Jasti
 Chairman & CEO



Ref No.LR/SUVEN-Q2/2018-19:

LIMITED REVIEW REPORT

To

The Board of Directors of
SUVEN LIFE SCIENCES LIMITED


1. We have reviewed the accompanying statement of Unaudited Financial Results of **SUVEN LIFE SCIENCES LIMITED**, ("the Company") having registered office at SDE Serene Chambers, 6th Floor, Avenue 7, Road No. 5, Banjara Hills, Hyderabad - 500034, Telangana, for the quarter and half year ended September 30,2018 ("The statement"), attached here with, being submitted by the Company pursuant to the requirements of Regulation 33 of the SEBI (Listing Obligations and Disclosure Requirements) Regulations, 2015 ("SEBI Regulations,2015") read with SEBI Circular No. CIR/CFD/FAC/62/2016 dated 05, July 2016.


2. The Preparation of the statement in accordance with the recognition and measurement principles laid down in Indian Accounting Standards 34, Interim Financial reporting (IND AS 34) prescribed under section 133 of the Companies Act, 2013 read with Rule 3 of the Companies (Indian Accounting Standards) Rules, 2015 read with SEBI Circular No.CIR/CFD/FAC/62/2016 dated 05 July 2016 is the responsibility of the Company's Management and has been approved by the Board of Directors of the Company. Our responsibility is to express conclusion on the Statement based on our review.

3. We conducted our review in accordance with the Standard on Review Engagement ('SRE') 2410, "Review of Interim Financial Information Performed by the Independent Auditor of the Entity" issued by the Institute of Chartered Accountants of India("ICAI"). This standard requires that we plan and perform the review to obtain moderate assurance as to whether the financial statement is free of material misstatement. A review is limited primarily to inquiries of company personnel and analytical procedures applied to financial data and thus provides less assurance than an audit. We have not performed an audit and accordingly, we do not express an audit opinion.

4. Based on our review conducted as stated above, nothing has come to our attention that causes us to believe that the accompanying Statement prepared in accordance with applicable Indian Accounting Standards prescribed under section 133 of the Companies Act, 2013, read with relevant rules issued there under and other recognized accounting practices and policies has not disclosed the information required to be disclosed in terms of SEBI Regulations 2015, read with SEBI Circular No. CIR/CFD/FAC/62/2016 dated July 05, 2016, including the manner in which it is to be disclosed, or that it contains any material misstatement.

For **TUKARAM & CO LLP.**,
Chartered Accountants
(Firm Registration No.004436S)


(RAJENDER REDDY K)
PARTNER
Membership No.231834



Place: Hyderabad
Date: November 14, 2018

News Release

Suven Income at INR 2959 Mn; PAT at INR 567 Mn for the half year ended September 2018

HYDERABAD, INDIA (14th November, 2018) – Suven Life Sciences Limited, a biopharmaceutical company specializing in drug discovery and developmental activities in Central Nervous System disorders, today announced its Un-audited financial results for the quarter ended 30th September 2018. The un-audited financial results were reviewed by the audit committee and approved by the Board of Directors in their meeting held on 14th Nov' 2018 at Hyderabad.

Financial Highlights for the Half year ended September' 2018:

Growth in revenue	INR 2959 Mn vs INR 2586 Mn - up by 14.41%
Growth in PAT	INR 567 Mn vs INR 613 Mn - down by 7.44%
Growth in EBIDTA	INR 974 Mn vs INR 1010 Mn - down by 3.64%

Financial Highlights for the 2nd Quarter ended September' 2018 (QoQ):

Growth in revenue	INR 961 Mn vs INR 1120 Mn - down by 14.18%
Growth in PAT	INR 179 Mn vs INR 317 Mn - down by 43.45%
Growth in EBIDTA	INR 310 Mn vs INR 501 Mn - down by 38.16%

Suven's major thrust on innovative R&D in Drug Discovery continues with a spending of INR 284 Mn (9.59% on income) for the half year ended September 2018.

For more information on Suven please visit our Web site at <http://www.suven.com>

Risk Statement:

Except for historical information, all of the statements, expectations and assumptions, including expectations and assumptions, contained, if any, in this news release may be forward-looking statements that involve a number of risks and uncertainties. Although Suven attempts to be accurate in making these forward-looking statements, it is possible that future circumstances might differ from the assumptions on which such statements are based. Other important factors which could cause results to differ materially including outsourcing trends, economic conditions, dependence on collaborative partnership programs, retention of key personnel, technological advances and continued success in growth of sales that may make our products/services offerings less competitive

Suven Life Sciences Limited

Registered Office: 8-2-334 | SDE Serene Chambers | 6th Floor, Road No.5 | Avenue 7
Banjara Hills | Hyderabad – 500 034 | Telangana | India | CIN: L24110TG1989PLC009713
Tel: 91 40 2354 1142/ 3311/ 3315 Fax: 91 40 2354 1152 Email: info@suven.com website: www.suven.com