



TEXMACO

**Texmaco Rail & Engineering Ltd.**

**Belgharia Works**

CIN No. : L29261WB1998PLC087404

GSTIN No.: 19AABCT2592E1ZA

Date: 3<sup>rd</sup> November, 2018


*The Corporate Relation  
Department  
BSE Limited,  
1<sup>st</sup> Floor, P. J. Towers,  
Dalal Street, Fort,  
Mumbai – 400 001*

*The Listing Department  
National Stock Exchange of  
India Limited,  
5th Floor, Exchange Plaza,  
Bandra - Kurla Complex,  
Bandra (E),  
Mumbai – 400 051*

*The Secretary  
The Calcutta Stock  
Exchange Limited  
7, Lyons Range,  
Kolkata – 700 001*

Dear Sir(s),


We are enclosing herewith a copy of Un-audited Financial Results of the Company for the 2<sup>nd</sup> Quarter and Half Year ended 30<sup>th</sup> September, 2018, as approved by the Board of Directors at its Meeting held on 3<sup>rd</sup> November, 2018, along with the Limited Review Report of the Auditors of Company on the said Results.

The Meeting commenced at 12.05 P. M. and concluded at 1:45 P.M. 

Thanking you,

Yours faithfully,

For Texmaco Rail & Engineering Limited

  
Ravi Varma  
Company Secretary




Encl: a/a

**TEXMACO RAIL & ENGINEERING LIMITED**
**Statement of standalone Un-audited Financial Results**  
 For the quarter and half year ended 30th September, 2018

(Rs in Lakhs)

Sr. No.	Particulars	STANDALONE					
		Quarter ended		Half Year ended		Year ended	
		30-Sep-2018 (Unaudited)	30-Jun-2018 (Unaudited)	30-Sep-2017 (Unaudited)	30-Sep-2018 (Unaudited)	30-Sep-2017 (Unaudited)	31-Mar-2018 (Audited)
1	<b>Income from Operations</b>						
	(a) Revenue from Operations	32,592.33	32,257.33	19,191.55	64,849.66	41,943.70	93,090.01
	(b) Other Income	645.48	316.48	706.19	961.96	1,751.11	5,159.91
	<b>Total Income</b>	<b>33,237.81</b>	<b>32,573.81</b>	<b>19,897.74</b>	<b>65,811.62</b>	<b>43,694.81</b>	<b>98,249.92</b>
2	<b>Expenses</b>						
	(a) Cost of Materials and Services Consumed	33,505.06	25,559.27	16,123.26	59,064.33	34,191.83	77,545.05
	(b) Purchases of Stock-in-Trade	--	--	--	--	--	--
	(c) Changes in inventories of Finished Goods, Progress and Stock-in-Trade	(8,826.19)	(440.34)	(1,064.16)	(9,266.53)	(311.62)	(5,386.15)
	(d) Power and Fuel	1,514.07	1,366.05	989.55	2,880.12	2,081.22	4,433.29
	(e) Employee Benefits Expenses	2,208.61	2,075.23	2,039.82	4,283.84	3,954.15	7,663.33
	(f) Excise Duty	--	--	(4.71)	--	400.66	400.66
	(g) Finance Costs	1,342.05	1,259.68	1,188.76	2,601.73	2,274.41	4,759.05
	(h) Depreciation and Amortisation Expenses	505.26	493.58	442.02	998.84	889.06	1,869.65
	(i) Other Expenses	1,608.42	1,359.57	1,097.65	2,967.99	2,105.40	5,513.63
3	<b>Total Expenses</b>	<b>31,857.28</b>	<b>31,673.04</b>	<b>20,812.18</b>	<b>63,530.32</b>	<b>45,585.11</b>	<b>96,798.51</b>
4	<b>Profit/(Loss) before Exceptional Items &amp; Tax (1-3)</b>	<b>1,380.53</b>	<b>900.77</b>	<b>(914.44)</b>	<b>2,281.30</b>	<b>(1,890.30)</b>	<b>1,451.41</b>
5	Exceptional item	--	--	--	--	--	--
6	<b>Profit/(Loss) before Tax (3-4)</b>	<b>1,380.53</b>	<b>900.77</b>	<b>(914.44)</b>	<b>2,281.30</b>	<b>(1,890.30)</b>	<b>1,451.41</b>
7	<b>Tax Expense / benefit</b>						
	(a) Current Tax including Tax related to earlier years	100.00	400.00	--	500.00	--	503.87
	(b) Deferred Tax charge / (credit)	--	(150.00)	(84.26)	(150.00)	(195.00)	(60.17)
	<b>Net Tax Expense / benefit</b>	<b>100.00</b>	<b>250.00</b>	<b>(84.26)</b>	<b>350.00</b>	<b>(195.00)</b>	<b>443.70</b>
8	<b>Net Profit/(Loss) after tax (6-7)</b>	<b>1,280.53</b>	<b>650.77</b>	<b>(830.18)</b>	<b>1,931.30</b>	<b>(1,695.30)</b>	<b>1,007.71</b>
9	<b>Total Other comprehensive income</b>	(171.69)	4.01	401.13	(167.68)	736.69	1,185.96
10	<b>Total Comprehensive Income:</b>	<b>1,108.84</b>	<b>654.78</b>	<b>(429.05)</b>	<b>1,763.62</b>	<b>(958.61)</b>	<b>2,193.67</b>
11	Paid up Equity Share Capital (Face Value Rs.1/- Per Share)	2,200.49	2,200.03	2,196.03	2,200.49	2,196.03	2,198.28
12	<b>Other Equity</b>						
13	<b>Earnings per Share (of Re.1/- each) (Not Annualised):</b>						
	(a) Basic	0.58	0.30	(0.38)	0.88	(0.77)	0.46
	(b) Diluted	0.58	0.30	(0.38)	0.88	(0.77)	0.46

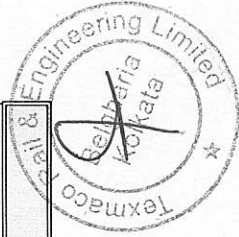
A TOTAL RAIL SOLUTION PROVIDER



## Segment Revenue, Results and Assets &amp; Liabilities

Sr. No.	Particulars	STANDALONE					
		Quarter ended		Half Year ended		Year ended	
		30-Sep-2018 (Unaudited)	30-Jun-2018 (Unaudited)	30-Sep-2017 (Unaudited)	30-Sep-2018 (Unaudited)	30-Sep-2017 (Unaudited)	31-Mar-2018 (Audited)
<b>1.</b>	<b>SEGMENT REVENUE (Gross)</b>						
	a) Heavy Engg. Division	15,394.62	14,448.46	7,766.93	29,843.08	14,495.21	29,965.54
	b) Steel Foundry	6,238.00	5,337.55	2,575.43	11,575.55	5,311.54	13,524.09
	c) Rail EPC	13,750.11	14,129.86	9,546.52	27,879.97	23,845.08	53,747.77
	<b>Total</b>	<b>35,382.73</b>	<b>33,915.87</b>	<b>19,888.88</b>	<b>69,298.60</b>	<b>43,651.83</b>	<b>97,237.40</b>
	Less : Inter Segment Revenue	(2,790.40)	(1,658.54)	(697.33)	(4,448.94)	(1,708.13)	(4,147.39)
	<b>Net Sales/Income from operation</b>	<b>32,592.33</b>	<b>32,257.33</b>	<b>19,191.55</b>	<b>64,849.66</b>	<b>41,943.70</b>	<b>93,090.01</b>
<b>2.</b>	<b>SEGMENT RESULTS</b>						
	Profit before Interest & Tax						
	a) Heavy Engg. Division	455.43	366.86	(535.89)	822.29	(1,517.52)	(2,118.21)
	b) Steel Foundry	657.85	634.14	24.62	1,291.99	(200.40)	583.66
	c) Rail EPC	1,044.35	659.39	302.80	1,703.74	985.37	3,299.24
	d) Others (Net of Un-allocated expenses)	161.73	2.49	(15.43)	164.22	68.30	2,172.64
	<b>Total</b>	<b>2,319.36</b>	<b>1,662.88</b>	<b>(223.90)</b>	<b>3,982.24</b>	<b>(664.25)</b>	<b>3,937.33</b>
	Add/ (Less) : Interest (Net)	(938.83)	(762.11)	(690.55)	(1,700.94)	(1,226.05)	(2,485.92)
	<b>Total Profit before Tax</b>	<b>1,380.53</b>	<b>900.77</b>	<b>(914.45)</b>	<b>2,281.30</b>	<b>(1,890.30)</b>	<b>1,451.41</b>
<b>3.</b>	<b>SEGMENT ASSETS</b>						
	a) Heavy Engg. Division	79,665.86	74,313.18	60,650.65	79,665.86	60,650.65	66,741.98
	b) Steel Foundry	28,920.50	26,663.18	17,636.41	28,920.50	17,636.41	23,952.54
	c) Rail EPC	94,972.46	83,585.24	67,259.68	94,972.46	67,259.68	79,302.64
	d) Others (Un-allocated)	32,250.23	33,351.98	53,250.31	32,250.23	53,250.31	36,502.81
	<b>Total</b>	<b>2,35,809.05</b>	<b>2,17,913.58</b>	<b>1,98,797.05</b>	<b>2,35,809.05</b>	<b>1,98,797.05</b>	<b>2,06,499.97</b>
<b>4.</b>	<b>SEGMENT LIABILITIES</b>						
	a) Heavy Engg. Division	60,654.11	53,559.34	43,039.49	60,654.11	43,039.49	40,982.10
	b) Steel Foundry	8,660.65	7,865.75	5,696.78	8,660.65	5,696.78	7,341.89
	c) Rail EPC	58,882.47	49,342.23	46,995.30	58,882.47	46,995.30	51,781.26
	d) Others (Un-allocated)	--	--	--	--	--	--
	<b>Total</b>	<b>1,28,197.23</b>	<b>1,10,767.32</b>	<b>95,731.57</b>	<b>1,28,197.23</b>	<b>95,731.57</b>	<b>1,00,105.25</b>

A TOTAL RAIL SOLUTION PROVIDER



**STATEMENT OF ASSETS AND LIABILITIES**
*(Rs in Lakhs)*

Sr. No.	Particulars	STANDALONE	
		As at 30-09-2018	As at 31-03-2018
<b>I</b>	<b>ASSETS :</b>		
<b>1</b>	<b>Non-current Assets</b>		
	(a) Property, Plant & Equipment	25,104.29	25,039.91
	(b) Capital work-in-progress	1,383.12	524.07
	(c) Other Intangible Assets	198.50	226.95
		<b>26,685.91</b>	<b>25,790.93</b>
<b>2</b>	<b>Financial Assets</b>		
	(a) Investments	18,057.91	18,049.56
	(b) Loans	52.71	185.16
	(c) Bank Balances	434.33	7.72
	(d) Others	0.75	2.66
	(e) Deferred Tax Assets (Net)	3,810.51	3,660.51
	(f) Other Non current Assets	599.76	241.07
		<b>22,955.97</b>	<b>22,146.68</b>
<b>3</b>	<b>Current Assets</b>		
	(a) Inventories	42,607.45	28,407.29
	(b) Financial Assets		
	(i) Investments	14,192.32	18,453.25
	(ii) Trade receivables	71,270.12	58,114.46
	(iii) Cash & cash equivalents	1,272.80	1,606.81
	(iv) Bank balances other than (iii) above	2,174.89	1,830.53
	(v) Loans	4,526.02	4,514.85
	(c) Current Tax Assets (Net)	1,070.96	1,592.78
	(d) Other Current Assets	49,052.65	44,042.39
		<b>1,86,167.21</b>	<b>1,58,562.36</b>
	<b>TOTAL ASSETS</b>	<b>2,35,809.09</b>	<b>2,06,499.97</b>
<b>II</b>	<b>EQUITY AND LIABILITIES:</b>		
<b>1</b>	<b>Equity</b>		
	(a) Equity Share capital	2,200.49	2,198.28
	(b) Other Equity	1,05,411.35	1,04,196.44
		<b>1,07,611.84</b>	<b>1,06,394.72</b>
<b>2</b>	<b>Non-current Liabilities :</b>		
	(a) Financial Liabilities		
	(i) Borrowings	4,500.74	3,211.34
	(b) Provisions	537.13	517.22
		<b>5,037.87</b>	<b>3,728.56</b>
<b>3</b>	<b>Current Liabilities</b>		
	(a) Financial Liabilities		
	(i) Borrowings	46,879.56	37,352.74
	(ii) Trade Payables		
	- Due to parties registered under MSMED Act	58.36	66.22
	- Due to other parties	39,736.30	27,447.31
	(iii) Other financial liabilities	3,711.16	3,378.32
	(b) Other current liabilities	31,816.36	27,137.51
	(c) Provisions	957.64	994.59
		<b>1,23,159.38</b>	<b>96,376.69</b>
	<b>TOTAL EQUITY AND LIABILITIES</b>	<b>2,35,809.09</b>	<b>2,06,499.97</b>



CIN : L29261WB1998PLC087404

**TEXMACO RAIL & ENGINEERING LIMITED**  
**Statement of standalone Un-audited Financial Results**  
**For the quarter and half year ended 30th September, 2018**

**Notes:**


1. (i) The above results have been reviewed by the Audit Committee and approved by the Board of Directors at their Meetings held on 3rd November, 2018.
- (ii) The above results for the current quarter and half year ended 30th September 2018, have been reviewed by the Statutory Auditors as required under the SEBI (Listing Obligations and Disclosure Requirements) Regulations, 2015.
2. The Company has received the approvals from the Shareholders / Creditors to the Scheme of Amalgamation of its subsidiaries Bright Power Projects (India) Pvt. Ltd. ('Bright Power') and Texmaco Hitech Pvt. Limited ('TexHi-tech') into and with the Company w.e.f. April 01, 2017. The Reports of the meetings of the Shareholders / Creditors conducted by the National Company Law Tribunal ('Tribunal') appointed Chairperson have been filed with the Tribunal. The order for final hearing is expected by November 2018.
3. During the quarter, 46,000 Equity Shares of ₹ 1/- each were allotted to the Company's Employee under Employee Stock Option Scheme. Consequently, the issued and paid-up Equity Share Capital of the Company as on 30th September, 2018 stands increased to ₹ 22,00,49,482.
4. Ind AS 115 "Revenue from Contracts with Customers" mandatory for the reporting periods beginning on or after April 1, 2018 replaces the existing Revenue Recognition requirements. The Company has elected the option of the modified retrospective approach and the necessary adjustments have accordingly been made in the books of account.
5. Previous period figures have been re-grouped/ re-arranged wherever necessary.

Registered Office :  
Belgharia, Kolkata - 700 056  
Phone No. +91-33-25691500  
Fax No. +91-33-25412448  
Website : www.texmaco.in

Place : Kolkata  
Dated : 3rd November, 2018

For and on behalf of the Board of Directors

A.K. Vijay  
Executive Director



◀ ▶  
**A TOTAL RAIL SOLUTION PROVIDER**

## Limited Review Report

To  
The Board of Directors  
Texmaco Rail & Engineering Limited

We have reviewed the accompanying statement of Unaudited Standalone Financial Results of **TEXMACO RAIL&ENGINEERING LIMITED** ("the Company"), for the quarter and half year ended September 30, 2018 ("the Statement") attached herewith, prepared by the company pursuant to the requirements of Regulation 33 of the SEBI (Listing Obligations and Disclosures Requirements) Regulations, 2015, read with SEBI Circular no. CIR/CFD/CMD/15/2015 dated November 30, 2015 and SEBI circular no. CIR/CFD/FAC/62/2016 dated July 5, 2016. This statement is the responsibility of the Company's Management and has been approved by the Board of Directors at its meeting held on November 3, 2018. Our responsibility is to issue a report on these standalone financial statements based on our review.

We conducted our review of the statement in accordance with the Standard on Review Engagement (SRE) 2410 "Review of Interim Financial information Performed by the Independent Auditor of the Entity" issued by the Institute of Chartered Accountants of India. This standard requires that we plan and perform the review to obtain moderate assurance as to whether the financial statements are free of material misstatement. A review is limited primarily to inquiries of company personnel and analytical procedures applied to financial data and thus provide less assurance than an audit. We have not performed an audit and accordingly, we do not express an audit opinion.

Based on our review conducted as above nothing has come to our attention that causes us to believe that the accompanying statement of Unaudited Standalone Financial Results prepared in accordance with the applicable Indian Accounting Standards (Ind-AS) under section 133 of the Companies Act, 2013, read with relevant rules issued there under and other recognized accounting practices and policies generally accepted in India, has not disclosed the information required to be disclosed in terms of Regulation 33 of the SEBI (Listing Obligations and Disclosures Requirements) Regulations, 2015 read with its circular no. CIR/CFD/CMD/15/2015 dated November 30, 2015 and SEBI circular no. CIR/CFD/FAC/62/2016 dated July 5, 2016, including the manner in which it is to be disclosed, or that it contains any material misstatement.

Place: Kolkata

Date: 3<sup>rd</sup> November, 2018



For L. B Jha & Co.  
Chartered Accountants  
(Firm Registration No. 301088E)

(D.N.Roy)

Partner

Membership No. 300389