



Deep Polymers Limited.

Additive Filler Compoundings

CIN : U25209GJ2005PLC046757



Dt. 14th November, 2018

To,

The Manager (Listing),
BSE Limited
Phiroze Jeejeebhoy Towers
Dalal Street
Mumbai- 400001
Company's Scrip Code: 541778

Sub: UnAudited Financial Results for the quarter ended on September 30, 2018

Dear sir/madam,

In terms of the subject referred regulations, the Standalone Un-Audited Financial Results for the quarter ended on September 30, 2018, duly taken on records and approved by the Board of Directors of the Company at its meeting held on 14th November, 2018, are enclosed.

A copy of the following is also enclosed with respect to the aforesaid financial results along with Limited review report of the statutory auditors of the company;

You are requested to take the same on your records.

Thanking you.

FOR DEEP POLYMERS LIMITED

RAMESHBHAI BHIMJIBHAI PATEL
MANAGING DIRECTOR
DIN: 01718102



Enl.: A/a

Deep Polymers Limited
CIN : L99999GJ1986PLC083614

Unaudited Standalone financial results for the quarter ended 30 September 2018
prepared in accordance with the Indian GAAP

(Rs. in INR, except per equity share data)

Particulars	Quarter Ended	
	30 Sep 2018 (Unaudited)	31 March 2018 (Audited)
I Revenue from Operations	213,151,133	397,900,622
II Other Income	8,477,601	13,107,968
III Total Revenue (I + II)	221,628,734	411,008,590
IV Expenditure		
Cost of Material Consumed	156,513,875	308,045,298
Changes in Inventories of Finished goods, work - in - progress and stock - in - Trade	81,543	9,214,490
Employee benefits expenses	3,931,623	8,552,221
Finance Cost	2,345,931	5,663,616
Depreciation and amortisation expenses	2,911,332	6,786,454
Other Expenses	26,594,421	43,854,148
Total Expenses (IV)	192,378,725	382,116,227
V Profit before exceptional and extraordinary items and tax (III - IV)	29,250,009	28,892,363
VI. Exceptional Items	-	-
VII. Profit before extraordinary items and tax (III - IV)	29,250,009	28,892,363
VIII. Extraordinary Items	(135,000)	-
IX. Profit Before Tax (VII - VIII)	29,385,009	28,892,363
X. Tax Expenses :		
1 Current Tax	9,476,527	8,207,028
2 MAT Credit Entitlement	-	-
3 Deferred Tax	(63,630)	(396,864)
Profit (Loss) for the period from continuing operations (IX - X)	19,972,112	21,082,199
XII. Profit (Loss) from discontinuing operations (IX - X)	-	-
XIII. Tax expenses of discontinuing operations	-	-
Profit (Loss) from discontinuing operations (after tax) (IX - X)	-	-
XV. Profit (Loss) for the period (XI + XIV)	19,972,112	21,082,199
Paid - up Equity Share Capital (Weighted Average) (Face Value Rs.10 Each)	10738267	10511600
XVI. Earning per Equity Share:		
1 Basic	1.86	2.01
2 Diluted	1.86	2.01

Notes to the Financial Results:

The above Unaudited Financial Results for the Quarter ended 30th June, 2018 have been reviewed by the 1 Audit Committee and were taken on record by the Board of Directors in their meeting.

Auditors have carried out a "Limited Review" of the above results as per Regulations 33 of SEBI (Listing 2 Obligations and Disclosure Requirements) Regulations, 2015.

Figures for the previous Period have been regrouped, reclassified and restated wherever necessary to make 3 them comparable with the current period's figures.

This is the First Year Company is presenting the Half Yearly results. Hence, comparative Financial Amount of 4 corresponding period has not been disclosed

For and on behalf of Board of Directors,

(Signature)

Ramesh Patel
DIN : 01718102



Date : 14.11.2018
Ahmedabad

Unaudited Standalone Balance Sheet as at 30th September 2018

Particulars	Quarter Ended	For the year ended
	30 Sep 2018 (Unaudited)	31 March 2018 (Audited)
I. EQUITY AND LIABILITIES		
<u>(1) Shareholders' Funds</u>		
(a) Share Capital	118,716,000	105,116,000
(b) Reserves and Surplus	109,647,261	49,868,981
(c) Money Received against share Warrants	-	-
	228,363,261	154,984,981
<u>(2) Share Application money Pending Allotment</u>	-	-
<u>(3) Non-Current Liabilities</u>		
(a) Long-Term Borrowings	12,363,000	41,465,399
(b) Deferred Tax Liabilities (Net)	(191,179)	(127,549)
(c) Other Long Term Liabilities	-	-
(c) Long Term Provisions	(495,239)	(545,239)
	11,676,582	40,792,611
<u>(4) Current Liabilities</u>		
(a) Short-Term Borrowings	42,887,159	61,796,387
(b) Trade Payables	18,302,109	28,543,324
(c) Other Current Liabilities	556,565	1,371,357
(d) Short-Term Provisions	8,547,080	2,814,334
	70,292,914	94,525,402
Total Equity & Liabilities :	310,332,756	290,302,994
II. ASSETS		
<u>(1) Non-Current Assets</u>		
(a) Fixed Assets	34,543,779	36,611,703
(i) Tangible Assets	-	-
(ii) Intangible Assets	-	-
(iii) Capital Work in Progress	-	-
(b) Non Current Investments	15,673,841	15,673,841
(c) Long term loans and advances	16,344,895	3,717,895
(d) Other Non Current Assets	1,496,630	-
	68,059,145	56,003,439
<u>(2) Current Assets</u>		
(a) Current investments	-	-
(b) Inventories	36,171,332	23,106,704
(c) Trade receivables	197,989,237	203,908,460
(d) Cash and bank balances	657,552	3,487,466
(e) Short-term loans and advances	7,455,489	3,796,925
	242,273,610	234,299,555
Total Assets :	310,332,756	290,302,994

For and on behalf of Board of Directors,

Ramesh Patel
DIN : 01718102Date : 14.11.2018
Ahmedabad



H K Shah & Co.

CHARTERED ACCOUNTANTS

AUDITORS REPORT PURSUANT TO REGULATION 33 OF THE SEBI (LISTING OBLIGATION AND DISCLOSURE REQUIREMENTS) REGULATION, 2015

To,
The Board of Directors,
Deep Polymers Limited

1. We have reviewed the accompanying statement of Un-audited Consolidated financial results of Deep Polymers Limited ('the Company') for the half year ended 30th September 2018, being submitted by the company pursuant to the requirements of Regulation 33 of the SEBI (Listing Obligation and Disclosure Requirements) Regulation, 2015. This statement is the responsibility of the Company's Management and has been approved by the Board of Directors/ Committee of Board of Directors. Our responsibility is to issue a report on these financial statements based on our review.
2. We conducted our review in accordance with the Standard on Review Engagement (SRE) 2410, Review of Interim Financial Information performed by the independent Auditor of the entity, issued by the ICAI. This standard requires that we plan and perform the review to obtain moderate assurance as to whether the financial statements are free from material misstatements. A review is limited primarily to inquire of the company personnel and analytical procedures applied to financial data and thus provide less assurance than an audit. We have not performed an audit and accordingly, we do not express an audit opinion.
3. We did not review revenues and assets relating to subsidiaries whose financial information have been reviewed by other auditors and whose reports have been furnished to us. Our conclusion on the un-audited quarterly financial results, in so far as it relates to such subsidiaries is based solely on the reports of other auditors.
4. Based on our review conducted as above, nothing has come to our attention that causes us to believe that the accompanying statement of un-audited financial results prepared in accordance with applicable Accounting Standards as specified under Section 133 of Companies Act, 2013 read with Rule 7 of the Companies (Accounts) Rules, 2014 and SEBI circular no. CIR/CFD/FAC/15/2015 dated November 2015 and SEBI circular No. CIR/CFD/FAC/62/2016 dated July 5, 2016, and other recognised accounting practices and policies have not disclosed the information required to be disclosed in terms of Regulation 33 of the SEBI (Listing Obligations and Disclosure Requirements) Regulation, 2015 including the manner in which it is to be disclosed, or that it contains any material misstatement.

For H K Shah & Co
Chartered Accountants


Firm Registration Number: - 109583W

Desai
Malav Desai
Partner

Membership No. 135524

Place: Ahmedabad

Date: November 14, 2018



GSTIN 24AACFH1917R1Z6 | PAN AACFH1917R | FRN 109583W

079-27544995 / 27542785
+91-9909919785
+91-9714744995

hkshahandco@gmail.com
www.hkshahandco.com

Head Office | 403+404 'SARAP' Building,
Opp. Navjivan Press, Off Ashram Road,
Nr. Income Tax, Ahmedabad - 380014

Branch Offices | Gujarat, Maharashtra & Uttar Pradesh

Deep Polymers Limited
CIN : U25209GJ2005PLC046757

Unaudited Consolidated Financial results for the quarter ended 30 September 2018
prepared in accordance with the Indian GAAP

Particulars	Quarter Ended	For the year ended
	30 Sep 2018 (Unaudited)	31 March 2018 (Audited)
I Revenue from Operations	213,151,133	397,900,622
II Other Income	8,477,601	13,107,968
III Total Revenue (I + II)	221,628,734	411,008,590
IV Expenditure		
Cost of Material Consumed	156,513,875	308,045,298
Changes in Inventories of Finished goods, work - in - progress and stock - in - Trade	81,543	9,214,490
Employee benefits expenses	3,931,623	8,552,221
Finance Cost	2,345,931	5,663,616
Depreciation and amortisation expenses	2,911,332	6,786,454
Other Expenses	26,594,421	43,854,148
Total Expenses (IV)	192,378,725	382,116,227
Profit before exceptional and extraordinary items and tax (III - IV)	29,250,009	28,892,363
VI. Exceptional Items	-	-
VII. Profit before extraordinary items and tax (III - IV)	29,250,009	28,892,363
VIII. Extraordinary Items	(135,000)	-
IX. Profit Before Tax (VII - VIII)	29,385,009	28,892,363
X. Tax Expenses :		
1 Current Tax	9,476,527	8,207,028
2 MAT Credit Entitlement	-	-
3 Deferred Tax	(63,630)	(396,864)
Profit (Loss) for the period from continuing operations (IX - X)	19,972,112	21,082,199
XII. Profit (Loss) from discontinuing operations (IX - X)	-	-
XIII. Tax expenses of discontinuing operations	-	-
Profit (Loss) from discontinuing operations (after tax) (IX - X)	-	-
XV. Share of Profit/(Loss) of Associate	-	228,648
XVI. Profit (Loss) for the period (XI + XIV)	19,972,112	21,310,847
Paid - up Equity Share Capital (Weighted Average) (Face Value Rs.10 Each)	10738267.00	10511600
XVII. Earning per Equity Share:		
1 Basic	1.86	2.03
2 Diluted	1.86	2.03

Notes to the Financial Results:

The above Unaudited Financial Results for the Quarter ended 30th June, 2018 have been reviewed by the Audit Committee and were taken on record by the Board of Directors in their meeting.

Auditors have carried out a "Limited Review" of the above results as per Regulations 33 of SEBI (Listing Obligations and Disclosure Requirements) Regulations, 2015.

Figures for the previous Period have been regrouped, reclassified and restated wherever necessary to make them comparable with the current period's figures.

This is the First Year Company is presenting the Half Yearly results. Hence, comparative Financial Amount of corresponding period has not been disclosed

5 Consolidation is done as per Equity Method as prescribed in AS 23.

For and on behalf of Board of Directors,



Ramesh Patel
DIN : 01718102

Date : 14.11.2018
Ahmedabad



Deep Polymers Limited
CIN : U25209GJ2005PLC046757

Unaudited Consolidated Balance Sheet as at 30th September 2018

Particulars	Quarter Ended	For the year ended
	30 Sep 2018 (Unaudited)	31 March 2018 (Audited)
I. EQUITY AND LIABILITIES		
<u>(1) Shareholders' Funds</u>		
(a) Share Capital	118,716,000	105,116,000
(b) Reserves and Surplus	133,805,867	74,027,588
(c) Money Received against share Warrants	-	-
	252,521,867	179,143,588
<u>(2) Share Application money Pending Allotment</u>		
	-	-
<u>(3) Non-Current Liabilities</u>		
(a) Long-Term Borrowings	12,363,000	41,465,399
(b) Deferred Tax Liabilities (Net)	(191,179)	(127,549)
(c) Other Long Term Liabilities	-	-
(c) Long Term Provisions	(495,239)	(545,239)
	11,676,582	40,792,611
<u>(4) Current Liabilities</u>		
(a) Short-Term Borrowings	42,887,159	61,796,387
(b) Trade Payables	18,302,109	28,543,324
(c) Other Current Liabilities	556,565	1,371,357
(d) Short-Term Provisions	8,547,080	2,814,334
	70,292,914	94,525,402
Total Equity & Liabilities :	334,491,362	314,461,601
II. ASSETS		
<u>(1) Non-Current Assets</u>		
(a) Fixed Assets	34,543,779	36,611,703
(i) Tangible Assets	-	-
(ii) Intangible Assets	-	-
(iii) Capital Work in Progress	-	-
(b) Non Current Investments	40,212,366	39,832,448
(c) Long term loans and advances	16,344,895	3,717,895
(d) Other Non Current Assets	1,496,630	-
	92,597,670	80,162,046
<u>(2) Current Assets</u>		
(a) Current investments	-	-
(b) Inventories	36,171,332	23,106,704
(c) Trade receivables	197,989,237	203,908,460
(d) Cash and bank balances	657,552	3,487,466
(e) Short-term loans and advances	7,455,489	3,796,925
	242,273,610	234,299,555
Total Assets :	334,871,281	314,461,601

For and on behalf of Board of Directors,



Ramesh Patel
DIN : 01718102



Date : 14.11.2018
Ahmedabad



H K Shah & Co.

CHARTERED ACCOUNTANTS

AUDITORS REPORT PURSUANT TO REGULATION 33 OF THE SEBI (LISTING OBLIGATION AND DISCLOSURE REQUIREMENTS) REGULATION, 2015

To,
The Board of Directors,
Deep Polymers Limited

1. We have reviewed the accompanying statement of Un-audited Standalone financial results of Deep Polymers Limited ('the Company') for the half year ended 30th September 2018, being submitted by the company pursuant to the requirements of Regulation 33 of the SEBI (Listing Obligation and Disclosure Requirements) Regulation, 2015. This statement is the responsibility of the Company's Management and has been approved by the Board of Directors/ Committee of Board of Directors. Our responsibility is to issue a report on these financial statements based on our review.

2. We conducted our review in accordance with the Standard on Review Engagement (SRE) 2410, Review of Interim Financial Information performed by the independent Auditor of the entity, issued by the ICAI. This standard requires that we plan and perform the review to obtain moderate assurance as to whether the financial statements are free from material misstatements. A review is limited primarily to inquire of the company personnel and analytical procedures applied to financial data and thus provide less assurance than an audit. We have not performed an audit and accordingly, we do not express an audit opinion.

3. Based on our review conducted as above, nothing has come to our attention that causes us to believe that the accompanying statement of un-audited financial results prepared in accordance with applicable Accounting Standards as specified under Section 133 of Companies Act, 2013 read with Rule 7 of the Companies (Accounts) Rules, 2014 and SEBI circular no. CIR/CFD/FAC/15/2015 dated November 2015 and SEBI circular No. CIR/CFD/FAC/62/2016 dated July 5, 2016, and other recognised accounting practices and policies have not disclosed the information required to be disclosed in terms of Regulation 33 of the SEBI (Listing Obligations and Disclosure Requirements) Regulation, 2015 including the manner in which it is to be disclosed, or that it contains any material misstatement.


For H K Shah & Co
Chartered Accountants

Firm Registration Number: - 109583W



Malav Desai
Partner

Membership No. 135524





Place: Ahmedabad

Date: November 14, 2018

GSTIN 24AACFH1917R1Z6 | PAN AACFH1917R | FRN 109583W

 079-27544995 / 27542785
 +91-9909919785
+91-9714744995
 hkshahandco@gmail.com
 www.hkshahandco.com

 **Head Office** | 403+404 'SARAP' Building,
Opp. Navjivan Press, Off Ashram Road,
Nr. Income Tax, Ahmedabad - 380014
 **Branch Offices** | Gujarat, Maharashtra & Uttar Pradesh