

CHANDRIMA MERCANTILES LIMITED

(CIN: L51909GJ1982PLC086535)

Reg. off: 322, Madhvpura Gunj Bazar Madhvpura Ahmedabad-380004.

Ph. no: +91 – 9328523122, Email Id: chandrimamercantile@gmail.com,

Website: www.chandrimamercantiles.com

Date: 05/11/2018

To,
BSE Ltd.
P. J. Towers,
Mumbai- 400001.

Scrip Code: 540829

Sub : Outcome of the Board Meeting.

Dear Sir/Ma'am,

As per captioned subject the Board of Directors of the Company hereby submit the outcome of the Board meeting held on today i.e. 05/11/2018 at the registered office of the Company to transect the following businesses during the meeting.



1) Approval of Unaudited Financial Results for the quarter ended as on 30th September, 2018.

The Meeting started at 5:30P.M. and Concluded at 6:30P.M.

Kindly take on your records.

Yours faithfully,

For, Chandrima Mercantiles Ltd.

Jinal Modi
Managing Director
(DIN: 07153155)

GOPAL C SHAH & CO

Chartered Accountants

102, Tejshri Residency, Vijay Cross Road,

Navrangpura, Ahmedabad.

Tel. No. 26443848

Email: cagopalcshah@gmail.com

Limited Review Report

Review Report to CHANDRIMA MERCANTILES LIMITED

(CIN: L51909GJ1982PLC086535)

We have reviewed the accompanying statement of unaudited financial results of **CHANDRIMA MERCANTILES LIMITED** for the quarter ended 30th September, 2018 which are included in the accompanying "Statement of Unaudited Financial Result for Quarter ended September 30, 2018" together with relevant notes thereon. The statement has been prepared by company pursuant to regulation 33 of the Securities and Exchange Board of India (Listing Obligations and Disclosure Requirements) Regulations, 2015 read with SEBI circular dated July 5, 2016, which has been initialed by us for identification Purposes. The statement is the responsibility of the company's management and has been approved by the Board of Directors. Further, the Management is also responsible to ensure that the accounting policies used in preparation of this statement in accordance with the companies (Indian Accounting Standards) Rules, 2015 (Ind AS) prescribed under section 133 of the Companies Act, 2013 and other recognised accounting practices and policies. Our responsibility is to issue a report on the statement based on our review.

We conducted our review in accordance with the Standard on Review Engagement (SRE) 2400, Engagement to Review Financial Statements issued by the Institute of Chartered Accountants Of India. This Standard requires that we plan and perform the review to obtain moderate assurance as to whether the financial statements are free of material misstatement. A review is limited primarily to inquiries of company personnel and analytical procedures applied to financial data and thus provides less assurance than an audit. We have not performed an audit and accordingly, we do not express an audit opinion.

Based on our review conducted as above, nothing has come to our attention that causes us to believe that the accompanying statement of unaudited financial results prepared in accordance with applicable accounting standards and other recognised accounting practices and policies has not disclosed the information required to be disclosed in terms of Regulation 33 of the SEBI (Listing Obligations and Disclosure Requirements) Regulations, 2015 including the manner in which it is to be disclosed, or that it contains any material misstatement.

Date : 5th November, 2018

Place : Ahmedabad

For, Gopal C. Shah & Co.

Chartered Accountants

Firm No:-103296W



Gopal C. Shah
(Gopal C. Shah)

Proprietor

M. No. 34967

CHANDRIMA MERCANTILES LIMITED

(CIN:L51909GJ1982PLC086535)

Reg. Office: 322, Madhvpura Gunj Bazar Madhvpura Ahmedabad Ahmedabad GJ 380004 IN

STATEMENT OF UN-AUDITED FINANCIAL RESULTS FOR THE QUARTER AND HALF YEAR ENDED ON SEPTEMBER 30, 2018

Sr No	Particulars	(Rs. in lacs except Per share data)					
		Quarter ended September 30,2018	Quarter ended June 30, 2018	Quarter ended September 30,2017	Half Year ended September 30,2018 (Year to date for Current Period)	Half Year ended September 30,2017 (Year to date for Current Period)	For the year ended on March 31, 2018
		Un-Audited	Un-Audited	Un-Audited	Un-Audited	Un-Audited	Audited
1	Revenue From Operations						
	(a) Revenue from Operations	-	-	9.01	-	61.57	64.58
	(b) Other Income	-	-	0.45	-	0.45	2.55
	Total Revenue (Net)	-	-	9.46	-	62.02	67.13
2	Expenses						
	a. Cost of Materials Consumed	-	-	-	-	-	-
	b. Purchases of Stock-in-trade	-	-	-	-	44.59	51.79
	c. Changes in inventories of Stock-in-Trade	-	-	2.07	-	2.07	2.07
	d. Employee benefits expenses	0.25	-	0.22	0.25	1.25	1.60
	e. Finance Cost	-	-	-	-	-	-
	f. Depreciation and Amortization Expenses	-	-	-	-	-	-
	g. Other Expenses	0.00	0.07	4.97	0.07	6.10	11.02
	Total Expenses	0.25	0.07	7.26	0.32	54.01	66.48
3	Profit/(Loss) before Exceptional and Extraordinary items and tax (1-2)	(0.25)	(0.07)	2.20	(0.32)	8.01	0.65
4	Exceptional Items	-	-	-	-	-	-
5	Profit/(Loss) before Extraordinary items and tax (3-4)	(0.25)	(0.07)	2.20	(0.32)	8.01	0.65
6	Extraordinary Items	-	-	-	-	-	-
7	Profit Before Tax (5-6)	(0.25)	(0.07)	2.20	(0.32)	8.01	0.65
8	Tax Expenses						
	(a) Current Tax	-	-	-	-	-	-
	(b) Deferred Tax	-	-	-	-	-	-
	Total Tax Expenses	-	-	-	-	-	-
9	Net Profit/(Loss) for the period from continuing Operations (7-8)	(0.25)	(0.07)	2.20	(0.32)	8.01	0.65
10	Profit (Loss) from Discontinuing operations before Tax	-	-	-	-	-	-
11	Tax Expenses of Discontinuing Operations	-	-	-	-	-	-
12	Net Profit/(Loss) from Discontinuing operations after Tax (10-11)	(0.25)	(0.07)	2.20	(0.32)	8.01	0.65
13	Share of Profit (Loss) of associates and Joint Vetures accounted for using equity method	-	-	-	-	-	-
14	Net Profit (Loss) for the period (12+13)	(0.25)	(0.07)	2.20	(0.32)	8.01	0.65
15	Other comprehensive income, net of income tax						
	a) i) Amount of item that will not be reclassified to profit or loss	-	-	-	-	-	-
	ii) Income tax relating to items that will not be reclassified to profit or loss	-	-	-	-	-	-
	b) i) item that will be reclassified to profit or loss	-	-	-	-	-	-
	ii) income tax relating to items that will be reclassified to profit or loss	-	-	-	-	-	-
	Total other comprehensive income,net of income tax	-	-	-	-	-	-
16	Total Comprehensive income for the period	(0.25)	(0.07)	2.20	(0.32)	8.01	0.65
17	Details of equity share capital						
	Paid-up Equity Share Capital	221.13	221.13	221.13	221.13	221.13	221.13
	Face Value of Equity Share Capital	10.00	10.00	10.00	10.00	10.00	10.00
18	Details of debt securities						
	Paid -Up Debt capital	-	-	-	-	-	-
	Face value of debt Securities	-	-	-	-	-	-
19	Reserve excluding revaluation reserves as per balance sheet of previous accounting year	-	-	-	-	-	-
20	Debenture Redemption reserve	-	-	-	-	-	-
21	Earning per Share						
i	Earning per Share for Continuing Operations						
	Basic Earning (Loss) per share from Continuing operations	(0.01)	(0.00)	0.10	(0.01)	0.36	0.03
	Diluted Earning (Loss) per share from Continuing operations	(0.01)	(0.00)	0.10	(0.01)	0.36	0.03
ii	Earning per Share for discontinuing Operations						
	Basic Earning (Loss) per share from discontinuing operations	-	-	-	-	-	-
	Diluted Earning (Loss) per share from discontinuing operations	-	-	-	-	-	-
iii	Earnings per Equity Share						
	Basic Earning (Loss) per share from Continuing and discontinuing operations	(0.01)	(0.00)	0.10	(0.01)	0.36	0.03
	Diluted Earning (Loss) per share from Continuing and discontinuing operations	(0.01)	(0.00)	0.10	(0.01)	0.36	0.03

Note:	
1	The above un-audited financial results were reviewed by the Audit Committee and approved by the Board of Directors in their meeting held on 5th November, 2018.
2	The previous periods figures have been regrouped wherever necessary.
3	The Statutory auditors of the company have carried out a "Limited Review report" of the above results as per Regulation 33 of the SEBI (Listing Obligation and Disclosure Requirement) Regulations, 2015.
4	The Company has adopted Indian Accounting Standards (Ind AS) with effect from 1st April, 2017 and accordingly, the above results have been prepared in accordance with the companies (Indian Accounting Standards) Rules, 2015 prescribed under Section 133 of the Companies Act,2013.

For and on Behalf of the Board of Chandrima Mercantiles Limited



(Managing Director)

Place: Ahmedabad
Date: 5th November, 2018

CHANDRIMA MERCANTILES LIMITED

(CIN:L51909G1982PLC086535)

Reg. Office: 322, Madhvpura Gunj Bazar Madhvpura Ahmedabad Ahmedabad GJ 380004 IN



Un-Audited Statement of Assets & Liabilities as at 30th September, 2018

(Rs. In Lacs)

	Particulars	Un-Audited	Audited
		AS AT 30.09.2018	AS AT 31.03.2018
1	Assets		
A	Non-Current Assets		
	(a) Property, Plant and Equipment	-	-
	(b) Capital work-in-progress	-	-
	(c) Investment Property	-	-
	(d) Goodwill	-	-
	(e) Other Intangible assets	-	-
	(f) Intangible assets under development	-	-
	(g) Biological Assets other than bearer plants	-	-
	(h) Financial Assets		
	(i) Investments	13.35	63.79
	(ii) Trade receivables	-	-
	(iii) Loans	344.85	155.40
	(iv) Others (to be specified)	-	-
	(i) Deferred tax assets (net)	-	-
	(j) Other non-current assets	-	-
	Total (A)	358.20	219.19
B	Current assets		
	(a) Inventories	-	-
	(b) Financial Assets		
	(i) Investments	-	-
	(ii) Trade receivables	-	34.04
	(iii) Cash and cash equivalents	1.28	1.79
	(iv) Bank balances other than (iii) above	-	-
	(v) Loans	-	89.80
	(vi) Others (to be specified)	-	-
	(c) Current Tax Assets (Net)	-	-
	(d) Other current assets	5.12	20.55
	Total (B)	6.40	146.18
	Total Assets (A+B)	364.60	365.37
2	EQUITY AND LIABILITIES		
A	EQUITY		
	(a) Equity Share capital	251.13	251.13
	(b) Instruments entirely equity in nature	-	-
	(c) Other Equity	112.97	113.61
	Total (A)	364.10	364.74
B	LIABILITIES		
B1	Non-current liabilities		
	(a) Financial Liabilities		
	(i) Borrowings	-	-
	(ii) Trade payables	-	-
	(iii) Other financial liabilities	-	-
	(b) Provisions	-	-
	(c) Deferred tax liabilities (Net)	-	-
	(d) Other non-current liabilities	-	-
	Total (B1)	-	-
B2	Current liabilities		
	(a) Financial Liabilities		
	(i) Borrowings	-	-
	(ii) Trade payables	-	-
	(iii) Other financial liabilities	-	-
	(b) Other current liabilities	-	-
	(c) Provisions	0.50	0.63
	(d) Current Tax Liabilities (Net)	-	-
	Total (B2)	0.50	0.63
	Total Equity and Liabilities (A+B1+B2)	364.60	365.37

Place : Ahmedabad
Date : 5th November, 2018

For, CHANDRIMA MERCANTILES LIMITED



 Managing Director