



## GG ENGINEERING LTD.

(An Authorized OEM for Tata Motors Limited)

An ISO 9001 : 2015 Certified Company

Date: 23/11/2018

To,  
The General Manager,  
DCS-CRD  
BSE Limited  
PhirozeJeejeebhoy Tower  
Dalal street Mumbai - 400001 (MH)

BSE Scrip ID: GGENG

BSE Scrip Code: 540614

Subject: Submission of Revised Financial Result for Ref. ID 406795 dated 10th November, 2018


Dear Sir/ Madam,

With Reference to Captioned Subject, Please find enclosed herewith Revised Financial Result for the original filed Reference ID 406795 dated 10th November, 2018.

Thanking You  
Yours Faithfully,

For G G Engineering Limited

*Vinod Beriwal*




Vinod Beriwal  
Managing Director

UNAUDITED FINANCIAL RESULTS FOR THE HALF YEAR ENDED SEPTEMBER 30, 2018						
Sr. No	Particulars	Six (6) Months ended	Preceding Six (6) months ended	Corresponding Six (6) Months ended	Year Ended	Year Ended
		30.09.2018	31.03.2018	30.09.2017	31.03.2018	31.03.2017
		Unaudited	Unaudited	Unaudited	Audited	Audited
	<b>Revenue</b>					
1	Revenue from Operations	3,891.12	1,851.05	370.57	2,221.62	725.56
2	Other Income	-	20.79	0.20	20.99	12.88
3	<b>Total Revenue (1+2)</b>	<b>3,891.12</b>	<b>1,871.84</b>	<b>370.77</b>	<b>2,242.61</b>	<b>738.44</b>
4	<b>Expenses</b>					
	(a) Cost of materials consumed	242.47	161.87	238.47	400.33	577.48
	(b) Purchases of stock in trade	3,316	1,462.00	-	1,468.66	10.57
	(c) Changes in inventories of finished goods, work in progress and stock in trade	151	11.36	6.67	11.36	-
	(d) Employee benefits expense	21.72	27.53	25.82	53.34	53.49
	(e) Finance Cost	13.05	17.94	8.69	26.64	27.15
	(f) Depreciation and amortisation expense	6.12	5.20	4.71	9.92	8.77
	(g) Other Expenses	41.63	75.83	52.71	128.54	76.23
	<b>Total Expenses</b>	<b>3,791.99</b>	<b>1,761.74</b>	<b>337.06</b>	<b>2,098.80</b>	<b>732.54</b>
	<b>Profit before exceptional and Extraordinary Items (3-4)</b>	<b>99.13</b>	<b>110.11</b>	<b>33.71</b>	<b>143.81</b>	<b>5.90</b>
6	Exceptional Items	-	-	-	-	11.51
7	<b>Profit before Extra ordinary items and tax (5-6)</b>	<b>99.13</b>	<b>110.11</b>	<b>33.71</b>	<b>143.81</b>	<b>17.41</b>
8	Extraordinary Items	-	-	-	-	-
9	<b>Profit before Tax (7-8)</b>					
10	Tax Expenses:					
	(a) Current Tax	27.23	21.57	8.43	30.00	0.60
	(b) Deferred Tax	-	11.87	0.00	11.87	0.00
11	<b>Profit / (Loss) for the period from Continuing Operations (9-10)</b>	<b>71.90</b>	<b>76.66</b>	<b>25.28</b>	<b>101.94</b>	<b>16.81</b>
12	Profit / (Loss) from Discontinuing Operations	-	-	-	-	-
13	Tax Expenses of Discontinuing Operations	-	-	-	-	-
14	Profit / (Loss) from Discontinuing Operations (12-13)	-	-	-	-	-
15	<b>Profit / (Loss) for the period (11+14)</b>	<b>71.90</b>	<b>76.66</b>	<b>25.28</b>	<b>101.94</b>	<b>16.81</b>
16	Earnings Per Share of Rs. 10 Each (Not Annualised)					
	(a) Basic (Rs.)	1.71	2.64	0.80	2.64	0.55
	(b) Diluted (Rs.)	1.39	1.74	0.80	1.74	0.55

**Notes:**

1. The financial results were reviewed by the audit committee and approved by the Board of directors at its meeting held on 10.11.2018, 2018
2. There were no investor complaints received / pending as at 30th September, 2018
3. The company has not adopted the Indian Accounting Standards (IND AS) in terms of exemption available to Companies listed on SME Platform.




*Handwritten signature: Anil Beiwad*

G G Engineering Ltd.

CIN: L28900MH2006PLC159174

STATEMENT OF ASSETS AND LIABILITIES			
Sr. No	Particulars	As At	As At
		30.09.2018	31.03.2018
Rs. in Lacs			
<b>A</b>	<b>EQUITY AND LIABILITIES</b>		
<b>1</b>	<b>Shareholders' Funds</b>		
	(a) Share Capital	514.10	418.83
	(b) Reserves and Surplus	419.88	233.78
	(c) Money received against share warrant	58.30	113.58
	<b>Sub-total-Shareholders' Funds</b>	<b>992.28</b>	<b>766.18</b>
<b>2</b>	<b>Non Current Liabilities</b>		
	(a) Long Term Borrowings	93.13	3.55
	(b) Deferred Tax Liabilities (Net)	11.87	11.87
	<b>Sub-total-Non Current Liabilities</b>	<b>105.01</b>	<b>15.42</b>
<b>3</b>	<b>Current Liabilities</b>		
	(a) Short Term Borrowings	275.54	192.78
	(b) Trade Payables:		
	(i) Total Outstanding dues of micro enterprises and small enterprises	-	-
	(ii) Total Outstanding dues of creditors other than micro enterprises and small enterprises	669.53	393.01
	(c) Other Current Liabilities	318.82	59.49
	<b>Sub-total-Current Liabilities</b>	<b>1,263.88</b>	<b>645.28</b>
	<b>TOTAL EQUITY AND LIABILITIES</b>	<b>2,361.17</b>	<b>1,426.88</b>
<b>B</b>	<b>ASSETS</b>		
<b>1</b>	<b>Non-Current Assets</b>		
	(a) Fixed Assets		
	(i) Tangible Assets	338.56	308.87
	(b) Non Current Investments	34.75	29.75
	(d) Long Term Loans & Advances	6.08	16.76
	<b>Sub-total-Non Current Assets</b>	<b>379.39</b>	<b>355.38</b>
<b>2</b>	<b>Non-Current Assets</b>		
	(b) Inventories	176.73	327.70
	(c) Trade Receivables	1,414.09	678.88
	(d) Cash & Bank Balances	48.65	15.11
	(e) Short Term Loans & Advances	342.32	49.81
	<b>Sub-total-Current Assets</b>	<b>1,981.79</b>	<b>1,071.50</b>
	<b>TOTAL ASSETS</b>	<b>2,361.17</b>	<b>1,426.88</b>



Handwritten signature: *Handwritten Signature*

**GG Engineering Limited**  
**For the year ended September 30, 2018**  
**(Rupees in Lacs)**

**Note 25: Segment Reporting**  
 The Company has considered the business segment as the primary reporting segment on the basis that the risk and returns of the Company is primarily determined by the nature of products and services.

The business segments have been identified on the basis of the nature of products and services, the risks and returns, internal organization and management structure and the internal performance reporting systems.

The business segments comprises of the following:

**Genset Manufacturing:** It has factory at where it has business of assembling and selling of electrical generator sets and acoustic enclosures.

**Iron and Steel Trading:** From Ghaziabad, Uttar Pradesh, the company is trading into Iron and Steel Metals.

**Genset Manufacturing:** It has factory at where it has business of assembling and selling of electrical generator sets and acoustic enclosures.

Primary Segment: Business	Half Year Ended Sept 30, 2018			Half year ended Mar 31, 2018			Half Year Ended Sept 30, 2017			F.Y 2017-18			F.Y 2016-17		
	Genset Manufacturing	Iron and Steel Trading	Total	Genset Manufacturing	Iron and Steel Trading	Total	Genset Manufacturing	Iron and Steel	Total	Genset Manufacturing	Iron and Steel Trading	Total	Genset Manufacturing	Iron and Steel	Total
<b>Revenue</b>															
External	488.88	3,360.23	3,849.12	675.08	1,509.86	2,185.84	370.57	-	370.57	675.98	1,509.86	2,185.84	725.56	-	725.56
Other operating revenue	-	-	-	35.78	35.78	35.78	-	-	-	-	35.78	35.78	-	-	-
<b>Total</b>	<b>488.88</b>	<b>3,360.23</b>	<b>3,849.12</b>	<b>675.08</b>	<b>1,545.64</b>	<b>2,221.62</b>	<b>370.57</b>	<b>-</b>	<b>370.57</b>	<b>675.98</b>	<b>1,545.64</b>	<b>2,221.62</b>	<b>725.56</b>	<b>-</b>	<b>725.56</b>
<b>Segment result – segments in profit</b>	<b>27.00</b>	<b>72.13</b>	<b>99.13</b>	<b>68.52</b>	<b>75.30</b>	<b>143.81</b>	<b>33.71</b>	<b>-</b>	<b>33.71</b>	<b>68.52</b>	<b>75.30</b>	<b>143.81</b>	<b>17.41</b>	<b>-</b>	<b>17.41</b>
Tax expense	-	-	27.23	-	-	41.87	-	-	8.43	-	-	41.87	0.60	-	0.60
Profit after tax	-	-	71.90	-	-	101.94	-	-	25.28	-	-	101.94	16.81	-	16.81
<b>Other Information</b>															
<b>Segment assets</b>	<b>1,200.60</b>	<b>1,160.57</b>	<b>2,361.17</b>	<b>855.85</b>	<b>571.03</b>	<b>1,426.88</b>	<b>851.79</b>	<b>-</b>	<b>603.00</b>	<b>855.85</b>	<b>571.03</b>	<b>1,426.88</b>	<b>603.00</b>	<b>-</b>	<b>603.00</b>
<b>Segment liabilities</b>	<b>428.26</b>	<b>840.53</b>	<b>1,368.89</b>	<b>77.79</b>	<b>571.03</b>	<b>660.70</b>	<b>275.84</b>	<b>-</b>	<b>366.73</b>	<b>77.79</b>	<b>571.03</b>	<b>660.70</b>	<b>366.73</b>	<b>-</b>	<b>366.73</b>
Unallocated corporate liabilities	-	-	11.87	-	-	11.87	-	-	-	-	-	11.87	-	-	-
<b>Total liabilities</b>	<b>-</b>	<b>-</b>	<b>1,380.76</b>	<b>0.00</b>	<b>0.01</b>	<b>672.57</b>	<b>275.84</b>	<b>-</b>	<b>366.73</b>	<b>0.00</b>	<b>0.01</b>	<b>672.57</b>	<b>366.73</b>	<b>-</b>	<b>366.73</b>
<b>Capital expenditure</b>	<b>35.80</b>	<b>-</b>	<b>35.80</b>	<b>142.54</b>	<b>-</b>	<b>142.54</b>	<b>1.00</b>	<b>-</b>	<b>1.00</b>	<b>142.54</b>	<b>-</b>	<b>142.54</b>	<b>0.29</b>	<b>-</b>	<b>0.29</b>
Depreciation and amortization included in segment expense	6.12	-	6.12	0.92	-	0.92	4.71	-	4.71	0.92	-	0.92	8.77	-	8.77
Non-cash expenditure other than depreciation and amortization included in segment expense	-	-	-	-	-	-	-	-	-	-	-	-	-	-	-



*Handwritten signature: Anand Desai*



**Goyal & Dedania**  
Chartered Accountants

102, Unique Tower, Off S. V. Road, Goregoan (W), Mumbai - 400 062.  
Tel. : +91-22-6698 9870 / 6698 9871 • Telefax : +91-22-2872 0924  
Email : nishant@cagoyal.com | accounts@cagoyal.com

### LIMITED REVIEW REPORT

#### TO THE BOARD OF DIRECTORS OF G G Engineering Limited


We have reviewed the accompanying statement of unaudited financial results of G G Engineering Limited ("the Company") for the half year ended 30<sup>th</sup> September, 2018 ("the statement"). This statement is the responsibility of the Company's Management and has been approved by the Board of Directors. Our responsibility is to issue a report on these financial statements based on our review.

We conducted our review in accordance with the Standard on Review Engagement (SRE) 2400, Engagements to Review Financial Statements issued by the Institute of Chartered Accountants of India. This standard requires that we plan and perform the review to obtain moderate assurance as to whether the financial statements are free of material misstatement. A review is limited primarily to inquiries of company personnel and analytical procedures applied to financial data and thus provide less assurance than an audit. We have not performed an audit and accordingly, we do not express an audit opinion.

Based on our review conducted as above, nothing has come to our attention that causes us to believe that the accompanying statement of unaudited financial results prepared in accordance with applicable accounting standards and other recognized accounting practices and policies has not disclosed the information required to be disclosed in terms of Regulation 33 of the SEBI (Listing Obligations and Disclosure Requirements) Regulations, 2015 including the manner in which it is to be disclosed, or that it contains any material misstatement.

For Goyal & Dedania  
Chartered Accountants



  
Nishant Goyal  
Partner  
Membership No. : 111250  
FRN: 127312W

Place: Mumbai  
Date: November 10, 2018