

Date: 12th November, 2018

The Manager
Department of Corporate Relationship
BSE Limited
25 P. J. Towers, Dalal Street
Mumbai-400001

Ref.: Scrip Code: 534598

The Asstt. Vice President
National Stock Exchange of India Limited
Exchange Plaza, Bandra Kurla Complex
Bandra (East)
Mumbai-400051

Scrip Symbol: SEPOWER

SUB: Outcome of Board Meeting held on 12th November, 2018

Dear Sir,

With reference to our notice of Board Meeting dated 02nd November, 2018, this is to inform you that the Board of Directors of the Company in their meeting held on Monday, 12th November, 2018 at CSC Pocket-52, Chittaranjan Park, New Delhi-110019 at 10:00 A.M. and concluded at 11.00 A.M., has considered and approved the Standalone and Consolidated Un-audited Financial Results for the quarter ended 30th September, 2018.

Pursuant to Regulation 33 read with Regulation 30 of SEBI (Listing Obligations and Disclosure Requirements) Regulations, 2015, Copy of Standalone and Consolidated Un-audited Financial Results/Statements and Limited Review Report on Standalone and Consolidated Un-audited Financial Results/ Statements for the quarter and half year ended ended 30th September, 2018 are enclosed herewith.

Kindly keep the same in your record.

Thanking You,

Yours Faithfully,

For S. E. Power Limited



(LIPIKA GARG)
Company Secretary

Encl.: As above

S. E. POWER LIMITED

CIN : L40106GJ2010PLC091880


Regd. Off: Survey No. 54/B, Pratapnagar, Jarod-Savli Road, Samlaya, Vadodara-391520 (Guj.)

Tel.: +91 2667 251566, E-mail: cs@sepower.in, Website: www.sepower.in

UNAUDITED FINANCIAL RESULTS/STATEMENTS FOR THE QUARTER/HALF YEAR ENDED 30TH SEPTEMBER, 2018

PART-A

Sr. No.	Particulars	Standalone						Consolidated						(₹ in Lakh)	
		Three Months Ended			Six Months Ended			Three Months Ended			Six Months Ended				Year Ended
		30.09.2018	30.06.2018	30.09.2017	30.09.2018	30.09.2017	31.03.2018	30.09.2018	30.06.2018	30.09.2017	30.09.2018	30.09.2017	31.03.2018		
		(Unaudited)	(Unaudited)	(Unaudited)	(Unaudited)	(Unaudited)	(Audited)	(Unaudited)	(Unaudited)	(Unaudited)	(Unaudited)	(Unaudited)	(Audited)		
I	Revenue from Operations	468.93	428.95	361.30	897.88	730.10	1,565.63	471.41	431.57	363.36	902.98	734.28	1,576.00		
	Other Income	7.18	4.57	3.96	11.75	6.26	10.69	7.18	4.57	3.96	11.75	6.26	10.69		
	Total Revenue	476.11	433.52	365.26	909.63	736.36	1,576.32	478.59	436.14	367.32	914.73	740.54	1,586.69		
II	Expenses:														
	Cost of Operations	351.11	386.77	237.95	737.88	575.88	1,126.86	351.51	387.19	238.41	738.70	576.70	1,128.27		
	Change in Stock	51.01	(92.30)	6.85	(41.29)	(13.14)	(29.58)	51.01	(92.28)	6.86	(41.27)	(13.12)	(29.58)		
	Employee Benefit Expenses	45.26	42.78	44.53	88.04	89.40	179.21	45.93	43.46	45.15	89.39	90.52	181.98		
	Financial Costs	51.40	55.37	64.60	106.77	131.26	255.78	51.40	55.37	64.60	106.77	131.26	255.78		
	Depreciation and Amortization Expenses	109.10	108.94	101.34	218.04	200.99	438.29	109.33	109.21	101.63	218.54	201.56	319.16		
	Other Expenses	67.10	86.34	86.91	153.44	191.34	316.33	67.79	87.05	87.31	154.84	192.20	439.32		
	Total Expenses	674.98	687.90	542.18	1,262.88	1,175.73	2,286.89	676.97	590.00	543.96	1,266.97	1,179.12	2,294.93		
III	Profit before Exceptional Items and Tax	(198.87)	(154.38)	(176.92)	(353.25)	(439.37)	(710.57)	(198.38)	(153.86)	(176.64)	(352.24)	(438.58)	(708.24)		
IV	Exceptional Items	-	-	-	-	-	-	-	-	-	-	-	-		
V	Profit before Tax	(198.87)	(154.38)	(176.92)	(353.25)	(439.37)	(710.57)	(198.38)	(153.86)	(176.64)	(352.24)	(438.58)	(708.24)		
VI	Tax Expense:														
	(1) Current Tax	-	-	-	-	-	-	0.09	0.10	-	0.19	-	0.44		
	(2) Deferred Tax	(51.20)	(39.76)	(54.66)	(90.96)	(135.76)	(193.07)	(51.26)	(39.49)	(54.68)	(90.75)	(136.37)	(194.28)		
	(3) Previous Year Income Tax	-	-	-	-	-	-	-	-	0.14	-	-	-		
VII	Profit/(Loss) from the period	(147.67)	(114.62)	(122.26)	(262.29)	(303.61)	(517.50)	(147.21)	(114.47)	(122.10)	(261.68)	(302.21)	(514.40)		
VIII	Other Comprehensive Income:														
a)	i) Items that will not be reclassified to profit and loss	-	-	-	-	-	-	-	-	-	-	-	-		
	ii) Income tax relating to items that will not be reclassified to profit and loss	-	-	-	-	-	-	-	-	-	-	-	-		
b)	i) Items that will be reclassified to profit and loss	-	-	-	-	-	-	-	-	-	-	-	-		
	ii) Income tax relating to items that will be reclassified to profit and loss	-	-	-	-	-	-	-	-	-	-	-	-		
IX	Total Comprehensive Income for the period	(147.67)	(114.62)	(122.26)	(262.29)	(303.61)	(517.50)	(147.21)	(114.47)	(122.10)	(261.68)	(302.21)	(514.40)		
	Paid-up Equity Share Capital (Face Value of Rs. 10/-)	4,061.00	4,061.00	4,061.00	4,061.00	4,061.00	4,061.00	4,061.00	4,061.00	4,061.00	4,061.00	4,061.00	4,061.00		
X	Earning per Equity Share:														
	(1) Basic	(0.36)	(0.28)	(0.30)	(0.06)	(0.75)	(0.36)	(0.28)	(0.30)	(0.06)	(0.07)	(0.07)	(1.27)		
	(2) Diluted	(0.36)	(0.28)	(0.30)	(0.06)	(0.75)	(0.36)	(0.28)	(0.30)	(0.06)	(0.07)	(0.07)	(1.27)		



S. E. POWER LIMITED

CIN : L40106GJ2010PLC091880

Regd. Off: Survey No. 54/B, Pratapnagar, Jarod-Savli Road, Samlaya, Vadodara-391520 (Guj.)

Tel.: +91 2667 251566, E-mail: cs@sepower.in, Website: www.sepower.in

UNAUDITED FINANCIAL RESULTS/STATEMENTS FOR THE QUARTER/HALF YEAR ENDED 30TH SEPTEMBER, 2018

PART-B

(₹ in Lakh)

Sr. No.	Particulars	Standalone		Consolidated	
		Half Year Ended	Year Ended	Half Year Ended	Year Ended
		30.09.2018	31.03.2018	30.09.2018	31.03.2018
		(Unaudited)	(Audited)	(Unaudited)	(Audited)
I	ASSETS				
	(1) Non Current Assets				
	(a) Property, Plant and Equipment	7243.69	7,440.95	7,267.89	7,465.64
	(b) Capital work-in-progress	-	-	-	-
	(c) Investment Property	-	-	-	-
	(d) Goodwill	-	-	11.26	11.26
	(e) Other intangible assets	-	-	-	-
	(f) Intangible assets under development	-	-	-	-
	(g) Biological Assets other than bearer plants	-	-	-	-
	(h) Financial assets	-	-	-	-
	(i) Investments	75.00	75.00	47.48	47.48
	(ii) Trade receivables	-	-	-	-
	(iii) Loans	-	-	-	-
	(iv) Other financial assets	-	-	-	-
	(i) Deferred tax assets (net)	595.54	504.58	596.70	505.94
	(j) Other non-current assets	3.41	3.09	3.41	3.09
	(2) Current Assets				
	(a) Inventories	348.49	315.07	348.49	315.09
	(b) Financial assets	-	-	-	-
	(i) Investments	127.07	126.83	127.07	126.83
	(ii) Trade receivables	241.32	265.84	241.32	265.84
	(iii) Cash and cash equivalents	16.80	12.75	29.62	24.51
	(iv) Bank balances other than Cash and Cash equivalents above	-	-	-	-
	(v) Loans	157.12	115.34	356.67	314.89
	(vi) Others (to be specified)	-	-	-	-
	(c) Current Tax Assets (Net)	144.90	145.22	146.10	145.97
	(d) Other current assets	20.49	20.48	20.49	20.49
	Total Assets	8,978.83	9,025.15	9,196.60	9,247.03
II	EQUITY AND LIABILITIES				
	(1) Equity				
	(a) Equity Share capital	4,061.00	4,061.00	4,061.00	4,061.00
	(b) Other equity	(1,210.47)	(948.19)	(988.81)	(727.14)
	(2) Liabilities				
	Non-current liabilities				
	(a) Financial Liabilities	-	-	-	-
	(i) Borrowings	5,295.20	5,094.20	5,295.20	5,094.20
	(ii) Trade payable	-	-	-	-
	(iii) Other financial liabilities	-	-	-	-
	(b) Provisions	-	-	-	-
	(c) Deferred tax liabilities (Net)	-	-	-	-
	(d) Other non-current liabilities	-	-	-	-
	(3) Current liabilities				
	(a) Financial liabilities	-	-	-	-
	(i) Borrowings	603.09	613.11	603.09	613.11
	(ii) Trade payables	150.61	144.69	150.61	144.68
	(iii) Other financial liabilities	-	-	-	-
	(b) Other current liabilities	51.23	37.17	51.42	37.37
	(c) Provisions	23.17	23.17	23.99	23.81
	(d) Current tax liabilities (Net)	-	-	-	-
	Total Equity and Liabilities	8,978.83	9,025.15	9,196.60	9,247.03



S. E. POWER LIMITED

CIN : L40106GJ2010PLC091880

Regd. Off: Survey No. 54/B, Pratapnagar, Jarod-Savli Road, Samlaya, Vadodara-391520 (Guj.)

Tel.: +91 2667 251566, E-mail: cs@sepower.in, Website: www.sepower.in

STANDALONE/CONSOLIDATED SEGMENT REPORTING FOR THE QUARTER/HALF YEAR ENDED 30TH SEPTEMBER, 2018

PART-II		STANDALONE/CONSOLIDATED SEGMENT REPORTING FOR THE QUARTER/HALF YEAR ENDED 30TH SEPTEMBER, 2018											
Sr. No.	Particulars	Standalone						Consolidated					
		Quarter Ended			Half Yearly			Quarter Ended			Half Yearly		Yearly
		30.09.2018 (Unaudited)	30.06.2018 (Unaudited)	30.09.2017 (Unaudited)	30.09.2018 (Unaudited)	30.09.2017 (Unaudited)	31.03.2018 (Audited)	30.09.2018 (Unaudited)	30.06.2018 (Unaudited)	30.09.2017 (Unaudited)	30.09.2018 (Unaudited)	30.09.2017 (Unaudited)	31.03.2018 (Audited)
1	Segment Revenue												
	(a) Non Conventional Energy	78.72	42.94	8.34	121.66	41.65	124.15	78.72	42.94	8.34	121.66	41.65	124.15
	(b) Reclaimed Rubber	390.22	386.01	352.95	776.23	688.44	1,441.18	390.22	386.01	352.95	776.23	688.44	1,441.48
	(c) Other	-	-	-	-	-	-	2.48	2.62	2.12	5.10	4.18	10.36
	Total	468.94	428.95	361.29	897.89	730.09	1,565.33	471.42	431.57	363.41	902.99	734.27	1,575.99
	Less: Inter Segment Revenue	-	-	-	-	-	-	-	-	-	-	-	-
	Net Income from Operations	468.94	428.95	361.29	897.89	730.09	1,565.33	471.42	431.57	363.41	902.99	734.27	1,575.99
2	Segment Results:												
	Profit/(Loss) before tax, interest and Exceptional Items												
	(a) Non Conventional Energy	(1.43)	2.69	(74.81)	1.26	(61.16)	(98.80)	(1.43)	2.69	(74.81)	1.26	(61.16)	(98.80)
	(b) Reclaimed Rubber	(153.21)	(106.28)	(41.46)	(259.49)	(253.21)	(366.68)	(153.21)	(106.28)	(41.16)	(259.49)	(253.21)	(366.68)
	(c) Other	-	-	-	-	-	-	0.46	0.54	0.51	1.00	0.79	2.33
	Total	(154.64)	(103.59)	(116.27)	(258.23)	(314.37)	(465.48)	(154.18)	(103.05)	(115.46)	(257.23)	(313.58)	(463.15)
	Less:												
	(i) Finance costs	51.40	55.37	64.61	106.77	131.26	255.78	51.40	55.37	64.61	106.77	131.26	255.78
	Add:												
	(i) Other Un-allocable Income	7.18	4.57	3.96	11.75	6.26	10.69	7.18	4.57	3.96	11.75	6.26	10.69
	Total Profit/(Loss) Before Tax	(198.86)	(154.89)	(176.92)	(353.25)	(439.37)	(710.57)	(198.40)	(153.85)	(176.11)	(352.25)	(438.58)	(708.24)
3	Segment Assets												
	(a) Non Conventional Energy	6,786.83	6,564.71	5,978.45	6,786.83	5,920.76	8,729.15	6,786.83	6,564.71	5,920.76	6,786.83	5,920.76	6,407.25
	(b) Reclaimed Rubber	2,187.01	2,495.54	3,060.20	2,187.01	3,094.89	3,408.82	2,187.01	2,495.54	3,094.89	2,187.01	3,094.89	2,618.73
	(c) Other	-	-	-	-	-	-	286.42	285.92	283.34	286.42	283.48	-
	Total	8,973.84	9,060.25	9,038.65	8,973.84	9,015.65	12,137.97	9,260.26	9,346.17	9,298.99	9,260.26	9,298.13	9,025.98
4	Segment Liabilities												
	(a) Non Conventional Energy	4,463.67	4,240.12	3,561.71	4,463.67	3,561.71	6,407.25	4,463.67	4,240.12	3,561.71	4,463.67	3,561.71	4,085.35
	(b) Reclaimed Rubber	1,659.64	1,821.95	2,072.82	1,659.64	2,127.39	2,617.91	1,659.64	1,821.95	2,127.39	1,659.64	2,127.39	1,827.82
	(c) Other	-	-	-	-	-	-	1.02	0.96	0.40	1.02	0.38	-
	Total	6,123.31	6,062.07	5,634.53	6,123.31	5,689.10	9,025.16	6,124.33	6,063.03	5,689.50	6,124.33	5,689.48	5,913.17
5	Capital Employed (Segment Assets- Segment Liabilities)												
	(a) Non Conventional Energy	2,323.16	2,324.59	2,416.74	2,323.16	2,359.05	2,321.90	2,323.16	2,324.59	2,359.05	2,323.16	2,359.05	2,321.90
	(b) Reclaimed Rubber	527.37	673.59	987.38	527.37	967.50	790.91	527.37	673.59	967.50	527.37	967.50	790.91
	(c) Other	-	-	-	-	-	-	285.40	284.96	282.94	285.40	283.10	284.79
	Total	2,850.53	2,998.18	3,404.12	2,850.53	3,326.55	3,112.81	3,135.93	3,283.14	3,609.49	3,135.93	3,609.65	3,397.60


Notes:

- Above results have been reviewed by Audit Committee and approved by Board of Directors at its meeting held on 12th November, 2018
- Previous period's figures have been reclassified/ regrouped whenever necessary to conform to current period's presentation.
- The Company has two primary business segments i.e. Non-Conventional Energy Division and Reclaimed Rubber Division.

Place : New Delhi

Date : 12.11.2018

For and on behalf of Board of Directors


SACHIN AGARWAL
MANAGING DIRECTOR

M/s R. LAL AND COMPANY

Chartered Accountants



A-5, INDRAPURI, NEW AGRA,
AGRA, UTTAR PRADESH-282005
M : 9412260493
T : 0562-4034601
e-mail : rlalco2006@rediffmail.com

CA RAM LAL AGRAWAL

B.Com., LL.B., F.C.A

To,
The Board of Directors
S. E. Power Limited
Vadodara

LIMITED REVIEW REPORT


We have reviewed the accompanying statement of un-audited quarterly standalone and consolidated financial results of S. E. Power Limited ("the Company") and its subsidiary Shubham Electrochem Limited (collectively referred to as 'the Group') for the quarter/half year ended 30th September, 2018 (the "Statements"), being submitted by the Company pursuant to the requirements of Regulation 33 of the SEBI (Listing Obligations and Disclosure Requirements) Regulations, 2015 read with SEBI Circular No. CIR/CFD/FAC/62/2016 dated 5th July, 2016. The Statements which is the responsibility of the Company's management and approved by the Board of Directors, have been prepared in accordance with the recognition and measurement principles laid down in the Indian Accounting Standard 34 "Interim Financial Reporting" ("Ind AS 34"), prescribed under section 133 of the Companies Act, 2013 read with relevant rules issued thereafter and other accounting principles generally accepted in India. Our responsibility is to issue a report on the Statement based on our review.

We conducted our review in accordance with the Standard on Review Engagement (SRE) 2410, Review of Interim Financial Information Performed by the Independent Auditor of the Entity' issued by the Institute of Chartered Accountants of India. This standard requires that we plan and perform the review to obtain moderate assurance as to whether the financial statements are free of material misstatement. A review is limited primarily to inquiries of company personnel and analytical procedures applied to financial data and thus provides less assurance than an audit. We have not performed an audit and accordingly, do not express an audit opinion.

Based on our review conducted as above, nothing has come to our attention that causes us to believe that the accompanying statements prepared in accordance with applicable accounting standards i.e. Ind AS prescribed under Section 133 of the Companies Act, 2013 read with relevant rules issued thereunder or by the Institute of Chartered Accountants of India and other recognized accounting practices and policies has not disclosed the information required to be disclosed in terms of Regulation 33 of the SEBI (Listing Obligations and Disclosure Requirements) Regulations, 2015 and SEBI Circular No. CIR/CFD/FAC/62/2016 dated 5th July, 2016 including the manner in which it is to be disclosed, or that it contains any material misstatement.

Date : 12-11-2018

For R. LAL AND COMPANY
Chartered Accountants
Firm Reg. No./000926C



R. Lal
(CA RAM LAL AGRAWAL)
Proprietor
Membership No. 017583