



November 14, 2018

To,

The Bombay Stock Exchange Ltd.
1st Floor, New Trading Ring
Rotunda Building
P.J. Towers, Dalal Street
Fort, Mumbai - 400 001
Security Code: 532856

National Stock Exchange of India Ltd.
Exchange Plaza
Bandra – Kurla Complex
Bandra (East)
Mumbai – 400 051
Symbol : TIMETECHNO

Meeting Commencement Time	12.00 Noon
Meeting Conclusion Time	5-55 Pm.

Dear Sirs,

Sub: Unaudited Financial Results for the Quarter and Half Year ended 30th September, 2018

Pursuant to Regulation 33 of Securities and Exchange Board of India (Listing Obligations and Disclosure Requirements) Regulations 2015, please find enclosed herewith the Unaudited Financial Results (Standalone and Consolidated) of the Company for the quarter and half year ended 30th September, 2018, which were taken on record by the Board of Directors of the Company in their meeting held on Wednesday, 14th November, 2018 along with Limited Review Report of Joint Statutory Auditors, M/s. Shah & Taparia and M/s. Shah Khandelwal Jain & Associates, Chartered Accountants.

You are requested to take note of the same.

Thanking you,

Yours faithfully,

For TIME TECHNOPLAST LIMITED

NIKLANK JAIN
VP LEGAL & COMPANY SECRETARY

TIME TECHNOPLAST LTD.

Bringing Polymers To Life

CIN : L27203DD1989PLC003240

Regd. Office : 101, 1st Floor, Centre Point, Somnath Daman Road, Somnath, Dabhel, Nani Daman, Daman - 396210

Corp. Off. : 55, Corporate Avenue, 2nd Floor, Saki Vihar Road, Andheri (East), Mumbai - 400 072 INDIA Tel. : 91-22-7111 9999 / 4211 9999 Fax : 91-22-2857 5672 E-mail : tti@timetechnoplast.com Website : www.timetechnoplast.com
Bangalore : (080) 26608056/61 Baroda : (0265) 2320668 Chandigarh : (0172) 2646542 Chennai (044) 4501 0019 / 29 Delhi : (0120) 4393820/21 Hyderabad : (040) 23410003



TIME TECHNOPLAST LTD.
Bringing Polymers To Life

Regd. Office : 101, 1st Floor, Centre Point, Somnath Daman Road, Somnath, Dabhel, Nani Daman, Daman (U.T.) 396 210

Corp. Office : 55, Corporate Avenue, Saki Vihar Road, Andheri (E), Mumbai - 400 072

CIN : L27203DD1989PLC003240 Website:www.timetechnoplast.com Email: investors@timetechnoplast.com

UNAUDITED STANDALONE FINANCIAL RESULTS FOR THE QUARTER & HALF YEAR ENDED 30/09/2018

Sr. No.	Particulars	Quarter Ended			Half Year Ended		Year Ended
		30.09.2018 (Unaudited)	30.06.2018 (Unaudited)	30.09.2017 (Unaudited)	30.09.2018 (Unaudited)	30.09.2017 (Unaudited)	31.03.2018 (Audited)
		(₹ in Lakhs)					
1	Income						
a	Revenue from Operations	49,970.24	45,021.99	42,438.29	94,992.23	80,276.14	180,768.83
b	Other Income	204.76	-	-	204.76	-	214.89
	Total Income (a+b)	50,174.99	45,021.99	42,438.29	95,196.98	80,276.14	180,983.72
2	Expenditure						
a	Cost of Materials Consumed	37,721.16	31,920.58	30,271.39	69,641.74	57,077.39	130,283.17
b	Change in inventories of finished goods &, work-in-progress	(569.28)	(198.03)	(113.59)	(767.31)	(12.04)	(1,389.61)
c	Employees Benefits Expenses	1,987.40	1,894.81	1,691.01	3,882.21	3,245.18	7,171.08
d	Finance Costs (Net)	1,457.79	1,424.17	1,301.79	2,881.96	2,642.83	5,422.20
e	Depreciation	2,447.32	2,342.28	2,104.75	4,789.60	4,062.37	8,519.55
f	Other Expenditure	4,601.08	4,197.71	3,810.95	8,798.79	7,362.01	15,619.09
	Total Expenditure	47,645.48	41,581.52	39,066.30	89,227.00	74,377.74	165,625.48
3	Profit before Exceptional Items & tax (1-2)	2,529.52	3,440.47	3,371.99	5,969.99	5,898.40	15,358.24
4	Exceptional Items	-	-	-	-	-	-
5	Profit Before Tax (3+4)	2,529.52	3,440.47	3,371.99	5,969.99	5,898.40	15,358.24
6	Tax Expenses	731.02	996.54	884.50	1,727.56	1,593.50	4,029.01
7	Net Profit After Tax (5-6)	1,798.49	2,443.93	2,487.49	4,242.42	4,304.90	11,329.23
8	Extraordinary Item (Net of Tax Expenses)	-	-	-	-	-	-
9	Net Profit For the period (7 + 8)	1,798.49	2,443.93	2,487.49	4,242.42	4,304.90	11,329.23
10	Other Comprehensive Income	-	-	-	-	-	17.56
11	Total Comprehensive Income (9+10)	1,798.49	2,443.93	2,487.49	4,242.42	4,304.90	11,346.79
12	Paid-up equity share capital (Face Value of ₹ 1/-)	2,261.47	2,261.47	2,261.47	2,261.47	2,261.47	2,261.47
	Earnings Per Share (EPS)						
a	Basic & Diluted EPS Before Exceptional & Extraordinary	0.80	1.08	1.10	1.88	1.90	5.02
b	Basic & Diluted EPS After Exceptional & Extraordinary	0.80	1.08	1.10	1.88	1.90	5.02

Regd. Office : 101, 1st Floor, Centre Point, Somnath Daman Road, Somnath, Dabhel, Nani Daman, Daman (U.T.) 396 210

Corp. Office : 55, Corporate Avenue, Saki Vihar Road, Andheri (E), Mumbai - 400 072

CIN : L27203DD1989PLC003240 Website:www.timetechnoplast.com Email: investors@timetechnoplast.com

UNAUDITED CONSOLIDATED FINANCIAL RESULTS FOR THE QUARTER & HALF YEAR ENDED 30/09/2018

Sr. No.	Particulars	(₹ in Lakhs)					
		Quarter Ended			Half Year Ended		Year Ended
		30.09.2018 (Unaudited)	30.06.2018 (Unaudited)	30.09.2017 (Unaudited)	30.09.2018 (Unaudited)	30.09.2017 (Unaudited)	31.03.2018 (Audited)
Part I							
1	Income						
a	Revenue from Operations	82,749.03	78,147.21	72,477.33	160,896.24	140,534.16	310,274.22
b	Other Income	15.98	47.70	47.60	63.68	82.90	214.94
	Total Income (a+b)	82,765.01	78,194.91	72,524.93	160,959.92	140,617.06	310,489.16
2	Expenditure :-						
a	Cost of Materials Consumed	60,230.66	53,610.27	50,436.34	113,840.93	97,029.90	218,695.67
b	Change in inventories of finished goods &, work-in-progress	(960.23)	335.42	(318.52)	(624.81)	133.74	(3,414.39)
c	Employees Benefits Expenses	3,781.89	3,686.43	3,433.41	7,468.32	6,711.99	14,509.06
d	Finance Costs (Net)	2,388.42	2,269.49	2,078.49	4,657.91	4,182.60	8,753.83
e	Depreciation	3,974.46	3,923.60	3,245.43	7,898.06	6,526.32	13,724.80
f	Other Expenditure	8,935.19	8,474.42	7,989.47	17,409.61	15,571.80	33,176.70
	Total Expenditure	78,350.39	72,299.63	66,864.62	150,650.02	130,156.35	285,445.67
3	Profit before Exceptional Items & tax (1-2)	4,414.62	5,895.28	5,660.31	10,309.90	10,460.71	25,043.49
4	Exceptional Items	-	-	-	-	-	-
5	Profit Before Tax (3+4)	4,414.62	5,895.28	5,660.31	10,309.90	10,460.71	25,043.49
6	Tax Expenses	1,122.21	1,492.80	1,338.50	2,615.01	2,448.12	6,515.89
7	Net Profit After Tax (5-6)	3,292.41	4,402.48	4,321.81	7,694.89	8,012.59	18,527.60
8	Extraordinary Item (Net of Tax Expenses)	-	-	-	-	-	-
9	Net Profit For the period (7 + 8)	3,292.41	4,402.48	4,321.81	7,694.89	8,012.59	18,527.60
10	Minority Interest	132.60	72.91	124.78	205.51	184.39	490.20
11	Net Profit/(loss) after taxes, minority interest (9 -10)	3,159.81	4,329.57	4,197.03	7,489.38	7,828.20	18,037.40
12	Other Comprehensive Income						(426.26)
13	Total Comprehensive Income (11+12)	3,159.81	4,329.57	4,197.03	7,489.38	7,828.20	17,611.14
14	Paid-up equity share capital (Face Value of ₹ 1/-)	2,261.47	2,261.47	2,261.47	2,261.47	2,261.47	2,261.47
15	Earnings Per Share (EPS)						
a	Basic & Diluted EPS Before Exceptional & Extraordinary	1.40	1.91	1.86	3.31	3.46	7.98
b	Basic & Diluted EPS After Exceptional & Extraordinary	1.40	1.91	1.86	3.31	3.46	7.98

(₹ in Lakhs)							
CONSOLIDATED SEGMENT WISE REVENUE, RESULTS AND CAPITAL EMPLOYED							
	Particulars	Quarter Ended			Half Year Ended		Year Ended
		30.09.2018	30.06.2018	30.09.2017	30.09.2018	30.09.2017	31.03.2018
		(Unaudited)	(Unaudited)	(Unaudited)	(Unaudited)	(Unaudited)	(Audited)
1	Segment Revenue						
	(a) Polymer Products	57,977.72	55,516.01	50,806.21	113,493.73	99,481.81	220,355.02
	(b) Composite Products	24,771.31	22,631.20	21,671.12	47,402.51	41,052.35	89,919.20
	Total	82,749.03	78,147.21	72,477.33	160,896.24	140,534.16	310,274.22
	Less : Inter Segment Revenue	-	-	-	-	-	-
	Net Sales/Income from operations	82,749.03	78,147.21	72,477.33	160,896.24	140,534.16	310,274.22
2	Segment Results						
	Profit before tax and interest from each segment						
	(a) Polymer Products	4,710.61	5,829.31	5,406.58	10,539.92	10,398.00	24,023.51
	(b) Composite Products	2,076.45	2,287.76	2,284.62	4,364.21	4,162.41	9,558.87
	Total	6,787.06	8,117.07	7,691.20	14,904.13	14,560.41	33,582.38
	Less:						
	i) Interest	2,388.42	2,269.49	2,078.49	4,657.91	4,182.60	8,753.83
	Add						
	i) Other Un-allocable Income net off	15.98	47.70	47.60	63.68	82.90	214.94
	Total Profit Before Tax	4,414.62	5,895.28	5,660.31	10,309.90	10,460.71	25,043.49
3	Segment Assets						
	(a) Polymer Products	259,305.43	250,469.88	230,891.81	259,305.43	230,891.81	251,151.65
	(b) Composite Products	41,845.24	38,342.61	34,074.69	41,845.24	34,074.69	38,042.56
	(c) Unallocable	-	-	-	-	-	-
	Total Segment Assets	301,150.67	288,812.49	264,966.50	301,150.67	264,966.50	289,194.21
4	Segment Liabilities						
	(a) Polymer Products	49,142.34	44,164.00	40,820.82	49,142.34	40,820.82	48,203.38
	(b) Composite Products	4,961.61	4,842.60	4,677.20	4,961.61	4,677.20	5,118.67
	(c) Unallocable	-	-	-	-	-	-
	Total Segment Liabilities	54,103.95	49,006.60	45,498.02	54,103.95	45,498.02	53,322.05
NOTES :-							
1 The above results (Standalone & consolidated) were reviewed and recommended by the Audit Committee and approved by the Board of Directors at their meeting held on 14th November, 2018. Limited Review of the same has been carried out by the statutory auditors of the Company in terms of Regulation 33 of SEBI (Listing and Other Disclosure Requirements) Regulations, 2015.							
2 The standalone results are available at Company's website : www.timetechnoplast.com or www.bseindia.com or www.nseindia.com . Key Standalone Financial information is given below :							
(₹ in Lakhs)							
	Particulars	Quarter Ended			Half Year Ended		Year Ended
		30.09.2018	30.06.2018	30.09.2017	30.09.2018	30.09.2017	31.03.2018
		(Unaudited)	(Unaudited)	(Unaudited)	(Unaudited)	(Unaudited)	(Audited)
	Net Sales/Income from operations	49,970.24	45,021.99	42,438.29	94,992.23	80,276.14	180,768.83
	Profit before Tax	2,529.52	3,440.47	3,371.99	5,969.99	5,898.40	15,358.24
	Net Profit from Ordinary Activities after tax	1,798.49	2,443.93	2,487.49	4,242.42	4,304.90	11,329.23
	Profit after Tax after extraordinary items	1,798.49	2,443.93	2,487.49	4,242.42	4,304.90	11,346.79
3 Figures of previous periods have been regrouped / rearranged wherever considered necessary.							

Statement of Assets and Liabilities

(₹ In Lakhs)

Particulars	Standalone		Consolidated	
	As at 30.09.2018	As at 31.03.2018	As at 30.09.2018	As at 31.03.2018
	(Unaudited)	Audited	(Unaudited)	Audited
ASSETS				
(1) Non-Current Assets				
(a) Property, Plant & Equipment	91,660.87	87,135.71	125,631.38	119,913.58
(b) Capital Work-In-Progress	3,851.97	5,707.15	6,842.47	9,406.47
(c) Intangible Assets	45.71	45.40	59.25	57.24
(e) Financial Assets				
Investments	15,981.07	15,981.07	-	-
Others Financial Assets	1,292.03	1,198.60	2,265.84	2,198.56
(f) Other Non Current Assets	-	-	-	-
Non Current Assets	112,831.65	110,067.93	134,798.94	131,575.85
(2) Current Assets				
(a) Inventories	41,144.89	39,658.35	68,285.13	64,088.29
(b) Financial Assets				
(i) Trade Receivables	48,417.78	47,070.04	71,380.98	67,030.83
(ii) Cash & Cash Equivalents	2,070.32	2,899.11	5,512.80	5,947.68
(iii) Bank Balance other than above	386.97	376.06	1,368.52	1,453.25
(c) Other Current Assets				
(i) Balances with/Due from Government Authorities	6,695.83	6,752.02	11,869.06	11,382.93
(ii) Other Advances	17,429.13	17,287.70	7,935.24	7,715.38
Current Assets	116,144.92	114,043.28	166,351.73	157,618.36
Total Assets	228,976.57	224,111.20	301,150.67	289,194.21
Equity and Liabilities				
Equity				
(a) Equity Share Capital	2,261.47	2,261.47	2,261.47	2,261.47
(b) Other Equity	125,462.06	122,904.96	151,879.48	146,052.48
Equity Attributable to Shareholders	127,723.53	125,166.43	154,140.95	148,313.95
Non - Controlling Interest			4,254.20	4,048.71
Total Equity	127,723.53	125,166.43	158,395.15	152,362.66
Liabilities				
(1) Non-Current Liabilities				
(a) Financial Liabilities				
Borrowings	25,587.69	24,640.66	34,902.24	33,016.55
Deferred Tax Liabilities (Net)	5,721.88	5,236.82	6,315.90	5,814.19
Non-Current Liabilities	31,309.57	29,877.48	41,218.14	38,830.74
(2) Current Liabilities				
(a) Financial Liabilities				
(i) Borrowings	31,839.61	31,020.91	37,657.75	35,488.84
(ii) Trade Payables	25,867.38	25,523.37	45,956.07	43,701.93
(iii) Other Financial Liabilities	7,547.37	7,258.63	9,834.02	9,247.41
(b) Other Current Liabilities	3,153.96	1,823.86	5,269.81	4,188.42
(c) Provisions	292.65	275.52	869.31	833.19
(d) Current Tax Liabilities (Net)	1,242.50	3,165.00	1,950.42	4,541.02
Current Liabilities	69,943.47	69,067.29	101,537.38	98,000.81
Total Equity and Liabilities	228,976.57	224,111.20	301,150.67	289,194.21

For Time Technoplast Limited



Anil Jain

 Managing Director
 DIN No. 00183364

Date : November 14, 2018

Place : Mumbai

Shah & Taparia
Chartered Accountants

12, Navjeevan Wadi, Dhobi Talao,
Mumbai - 400002
Tel.: +91-22-4022 0301 - 06
Fax : 022-40220314
E-Mail : info@shahtaparia.com

Shah Khandelwal Jain & Associates
Chartered Accountants

Level 3, Riverside Business Day
Wellesley Road, Near RTO
Pune - 411001
Tel : +91-20-2622 5500
Fax : +91-20-2622 5670

Limited Review Report

To
The Board of Directors of
Time Technoplast Limited


We have reviewed the accompanying statement of **Standalone** unaudited financial results of **Time Technoplast Limited** ("the Company") for the quarter and six months ended 30 September 2018 ("the Statement") attached herewith, being submitted by the Company pursuant to the requirements of Regulation 33 of the SEBI (Listing Obligations and Disclosure Requirements) Regulations, 2015 ("Listing Regulation"), as modified by Circular No. CIR/CFD/FAC/62/2016 dated 5th July, 2016.

The preparation of the Statement in accordance with the recognition and measurement principles laid down in Indian Accounting Standard 34 Interim Financial Reporting (Ind AS 34) specified under section 133 of the Companies Act, 2013 read with rule 3 of the Companies (Indian Accounting Standards) Rules 2015 and SEBI Circular No. CIR/CFD/FAC/62/2016 dated 5th July, 2016 is the responsibility of the Company's management and has been approved by the Board of Directors of the company. Our responsibility is to issue a report on the Statement based on our review.

We conducted our review of the Statement in accordance with the Standard on Review Engagements (SRE) 2410 'Review of Interim Financial Information Performed by the Independent Auditor of the Entity', issued by the Institute of Chartered Accountants of India. This Standard requires that we plan and perform the review to obtain moderate assurance as to whether the Statement is free of material misstatement. A review is limited primarily to inquiries of Company personnel and analytical procedures applied to financial data and thus provides less assurance than an audit. We have not performed an audit and, accordingly, we do not express an audit opinion.


Based on our review conducted as above, nothing has come to our attention that causes us to believe that the accompanying Statement prepared in accordance with the recognition and measurement principles laid down in Indian Accounting standard 34, Interim Financial Reporting (Ind AS 34) specified under Section 133 of the Companies Act, 2013 read with relevant rules issued thereunder and other recognised accounting practices and policies, has not disclosed the information required to be disclosed in terms of Regulation 33 of the SEBI (Listing Obligations and Disclosure Requirements) Regulations, 2015, as modified by Circular No. CIR/CFD/FAC/62/2016 dated 5th July, 2016 including the manner in which it is to be disclosed, or that it contains any material misstatement.


For Shah & Taparia
Chartered Accountants
Firm Registration No: 109463W


Bharat Joshi
Partner
Membership Number: 130863
Place of Signature: Mumbai
Date: 14 November 2018



For Shah Khandelwal Jain & Associates
Chartered Accountants
Firm Registration No: 142740W


Ashish Khandelwal
Partner
Membership Number: 049278
Place of Signature: Pune
Date: 14 November 2018



Shah & Taparia
Chartered Accountants

12, NavjeevanWadi, Dholi Talao,
Mumbai - 400002
Tel: +91-22-4022 0301 - 06
Fax : 022-40220314
E-Mail : info@shahtaparia.com

Shah Khandelwal Jain & Associates
Chartered Accountants

Level 3, Riverside Business Day
Wellesley Road, Near RTO
Pune - 411001
Tel : +91-20-2622 5500
Fax : 091-20-2622 5670

Limited Review Report

To
The Board of Directors of
Time Technoplast Limited

We have reviewed the accompanying statement of unaudited **Consolidated** financial results of **Time Technoplast Limited** ("the Parent") and its subsidiaries and joint ventures (the parents and its subsidiary together referred as "the Group") for the quarter and six months ended **September 30, 2018** ("the Statement") attached herewith, being submitted by the Company pursuant to the requirements of Regulation 33 of the SEBI (Listing Obligations and Disclosure Requirements) Regulations, 2015 ("Listing Regulation") as modified by Circular No. CIR/CFD/FAC/62/20 16 dated 5th July, 2016.

The preparation of the Statement in accordance with the recognition and measurement principles laid down in Indian Accounting Standard 34 Interim Financial Reporting (Ind AS 34) specified under section 133 of the Companies Act, 2013 read with rule 3 of the Companies (Indian Accounting Standards) Rules 2015 and SEBI Circular No. CIR/CFD/FAC/62/20 16 dated 5th July, 2016 is the responsibility of the Company's management and has been approved by the Board of Directors of the company. Our responsibility is to issue a report on the Statement based on our review.


We conducted our review of the Statement in accordance with the Standard on Review Engagements (SRE) 2410 'Review of Interim Financial Information Performed by the Independent Auditor of the Entity', issued by the Institute of Chartered Accountants of India. This Standard requires that we plan and perform the review to obtain moderate assurance as to whether the Statement is free of material misstatement. A review is limited primarily to inquiries of Company personnel and analytical procedures applied to financial data and thus provides less assurance than an audit. We have not performed an audit and, accordingly, we do not express an audit opinion.

Based on our review conducted as above and based on the consideration of the reports of other auditors on the unaudited separate quarterly financial results and on other unaudited financial information of subsidiaries and joint venture, nothing has come to our attention that causes us to believe that the accompanying Statement prepared in accordance with the recognition and measurement principles laid down in Indian Accounting standard 34 ,Interim Financial Reporting (Ind As 34) specified under Section 133 of the Companies Act, 2013 read with relevant rules issued thereunder and other recognised accounting practices and policies, has not disclosed the information required to be disclosed in terms of Regulation 33 of the SEBI (Listing Obligations and Disclosure Requirements) Regulations, 2015, as modified by Circular No. CIR/CFD/FAC/62/2016 dated 5th July, 2016 including the manner in which it is to be disclosed, or that it contains any material misstatement.

The Statement includes the results of the following entities

List of Subsidiaries

TPL Plastech Limited, NED Energy Limited, Elan Incorporated Fze, Kompozit Praha S R O, Ikon Investment Holdings Limited, GNXT Investment Holding PTE Limited, Schoeller Allibert Time Holding PTE Limited



Shah & Taparia
Chartered Accountants

12, Navjeevan Wadi, Dhobi Talao,
Mumbai - 400002
Tel.: +91-22-4022 0301 - 06
Fax : 022-40220314
E-Mail : info@shahtaparia.com

Shah Khandelwal Jain & Associates
Chartered Accountants

Level 3, Riverside Business Day
Wellesley Road, Near RTO
Pune - 411001
Tel : +91-20-2622 5500
Fax : +91-20-2622 5670

List of Joint Ventures

Time Mauser Industries Private Limited

We did not reviewed the financial results and other financial information considered in the preparation of the Statement in respect of One subsidiary, whose financial result reflect total assets of Rs 21,026.70 Lacs as at September 30,2018, total revenue of Rs. 5,308.09 Lacs and Rs 10,188.14 Lacs and net profit of Rs 168.20 Lacs and Rs 449.54 Lacs for the quarter and half year ended September 30, 2018 respectively. This financial result has been reviewed by other auditor whose report has been furnished to us by the management and our report on the statement, in so far as it relates to the amounts and disclosures included in respect of this subsidiary is based solely on the report of the other auditor.

We did not reviewed the financial results and other financial information considered in the preparation of the Statement, in respect of six subsidiaries, whose financial result reflect total assets of Rs 154,320.71Lacs as at September 30,2018 / June 30,2018, total revenue of Rs. 25,886.90 Lacs and Rs 53,915.70 Lacs and net profit of Rs 1,487.92 Lacs and Rs 3,158.44 Lacs for the quarter and half year ended September 30, 2018 /June 30,2018 respectively. These financial results and other financial information have been certified by the management and have not been reviewed by other auditors.

The statement also includes the Group's share of net profit after tax of Rs. 42.58 Lacs and Rs 49.25 for the quarter and six months ended 30 September, 2018 respectively, in respect of one joint venture, whose financial result and other information have not been reviewed by other auditor and are considered in the preparation of the Statement based on their interim financial results / information which are certified by the management. Our report, in so far as it relates to the affairs of such subsidiaries and joint venture, is based solely on the management accounts of these entities.


Our report on the statement is not modified in respect of this matter.

For Shah & Taparia
Chartered Accountants
Firm Registration No: 109463W



Bharat Joshi
Partner

Membership Number: 130863
Place of Signature: Mumbai
Date: 14 November 2018



For Shah Khandelwal Jain & Associates
Chartered Accountants
Firm Registration No: 14274019



Ashish Khandelwal
Partner

Membership Number: 049278
Place of Signature: Pune
Date: 14 November 2018

