

# Ambuja Cement

ACL:SEC:

February 20, 2018

BSE Limited, Phiroz Jeejeebhoy Towers, Dalal Street, Mumbai – 400 023 Fax No. 22723719/22723121/22722037 / 22722039 / 22722041/ 22722061 <a href="mailto:corp.relations@bseindia.com">corp.relations@bseindia.com</a>	National Stock Exchange of India Ltd., Plot No.C/1 'G' Block Bandra – Kurla Complex Bandra East, Mumbai 400 051 Fax No.26598237 / 38 <a href="mailto:cmlist@nse.co.in">cmlist@nse.co.in</a>
Deutsche Bank Trust Company Americas Winchester House 1 Great Winchester Street London EC2N 2DB, Fax No.+44207547 6073 Ctas Documents < <a href="mailto:ctas.documents@db.com">ctas.documents@db.com</a> >	Societe de la Bourse de Luxembourg, Avenue de la Porte Neuve L-2011 Luxembourg, B.P 165 FAX NO.00352 473298 "Luxembourg Stock Ex-Group ID " < <a href="mailto:ost@bourse.lu">ost@bourse.lu</a> >

Dear Sir,


Sub: Investor Presentation on the Financial Results for the year ended December 31, 2017

Pursuant to Regulation 30 of SEBI (Listing Obligations and Disclosure Requirements) Regulations 2015, please find enclosed the Investor presentation on financial results for the year ended December 31, 2017.

Kindly take the same on record.

Thanking you,

Yours faithfully,  
For Ambuja Cements Limited



Rajiv Gandhi  
Company Secretary  
Membership No. A11263

**AMBUJA CEMENTS LIMITED**

Elegant Business Park, MIDC Cross Road 'B', Off Andheri Kurla Road, Andheri (E), Mumbai 400059.  
Tel.: 022- 4066 7000 / 6616 7000, Fax: 022 - 6616 7711 / 4066 7711. Website: [www.ambujacement.com](http://www.ambujacement.com)  
Regd. Off. : P. O. Ambujanagar, Taluka - Kodinar, Dist. Gir Somnath, Gujarat.  
CIN: L26942GJ1981PLC004717

# Ambuja Cement

Jahan pyaar ki dor se bandhte hai चलो #ChhatPeMilteHain

Ambuja PLUS  
ROOF SPECIAL

The "Chhat." A place without walls. Where houses became homes, neighbourhoods became communities.

## Investor Presentation

### 20th February, 2018

# Disclaimer / Safe Harbour

---

## Cautionary statement regarding forward-looking statements

This presentation may contain certain forward-looking statements relating to Ambuja Cements Ltd. (“**Ambuja**”, or “**Company**”) and its future business, development and economic performance. These statements include descriptions regarding the intent, belief or current expectations of the Company, its subsidiaries and associates and their respective directors and officers with respect to the results of operations and financial condition of the Company, subsidiary or associate, as the case may be. Such forward-looking statements are not guarantees of future performance and are subject to known and unknown risks, uncertainties and assumptions that are difficult to predict. These risks and uncertainties include, but are not limited to (1) competitive pressures; (2) legislative and regulatory developments; (3) global, macroeconomic and political trends; (4) fluctuations in currency exchange rates and general financial market conditions; (5) delay or inability in obtaining approvals from authorities; (6) technical developments; (7) litigation; (8) adverse publicity and news coverage, which could cause actual development and results to differ materially from the statements made in this presentation. Company assumes no obligation to update or alter forward-looking statements whether as a result of new information, future events or otherwise. Any forward-looking statements and projections made by third parties included in this presentation are not adopted by the Company and the Company is not responsible for such third party statements and projections.

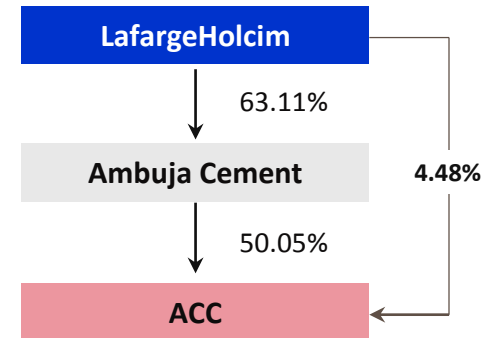
This presentation has been prepared by the Company based on information and data which the Company considers reliable, but the Company makes no representation or warranty, express or implied, whatsoever, and no reliance shall be placed on, the truth, accuracy, completeness, fairness and reasonableness of the contents of this presentation. This presentation may not be all inclusive and may not contain all of the information that you may consider material. Any liability in respect of the contents of, or any omission from, this presentation is expressly excluded.

This presentation and its contents are confidential and should not be distributed, published or reproduced, in whole or in part, or disclosed by recipients directly or indirectly to any other person.

# Ambuja Cement (ACL): Leading cement company in India

- Pan India footprint with consolidated cement capacity of 63 mn tonnes.
- Attractive geographical positioning.
- Market leading brands with large network of dealers/retailers (trade sales >80% of total volume).
- Strong balance sheet with consolidated net cash of Rs. 59 bn.

## Current structure

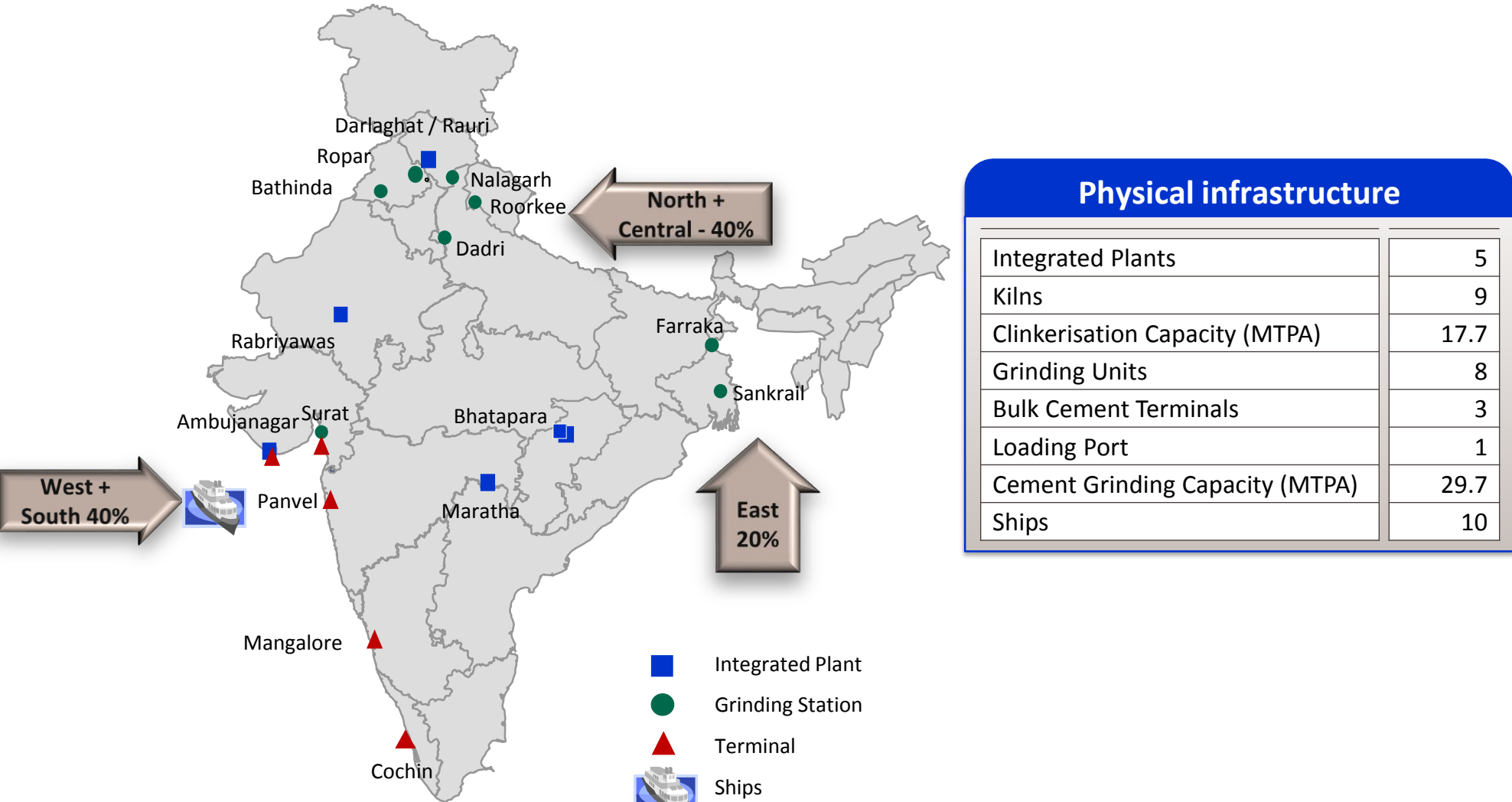


## ACL - Strategies in place to enhance value

- CY17 capacity utilization of 78% - leaving scope for volume growth.
- The company proposes to set up a 3.1 Million Tonnes (9500 tpd) clinkerisation plant at Marwar Mundwa in Rajasthan. The Board of Directors have approved an initial investment of Rs.1,391 Crore towards the first phase of 1.7 Million Tonnes (5000 tpd) capacity which is expected to be commissioned in the second half of 2020.
- Commercial transformation: New and innovative premium product launches, focus on customer excellence and on margin management levers.
- To continue to optimize cost structure: Optimisation of fuel including alternative fuel journey, reduction in lead distance and savings in fixed overheads.

*Ambuja Cements Ltd. is one of the leading cement companies in India. It is part of the LafargeHolcim Group, the world leader in the building materials industry, with a presence in 80 countries, and a focus on cement, aggregate and concrete since 2006. For three decades, Ambuja Cements has provided hassle-free home building solutions with its unique sustainable development projects and environment-friendly practices.*

# ACL – Standalone Asset Footprint

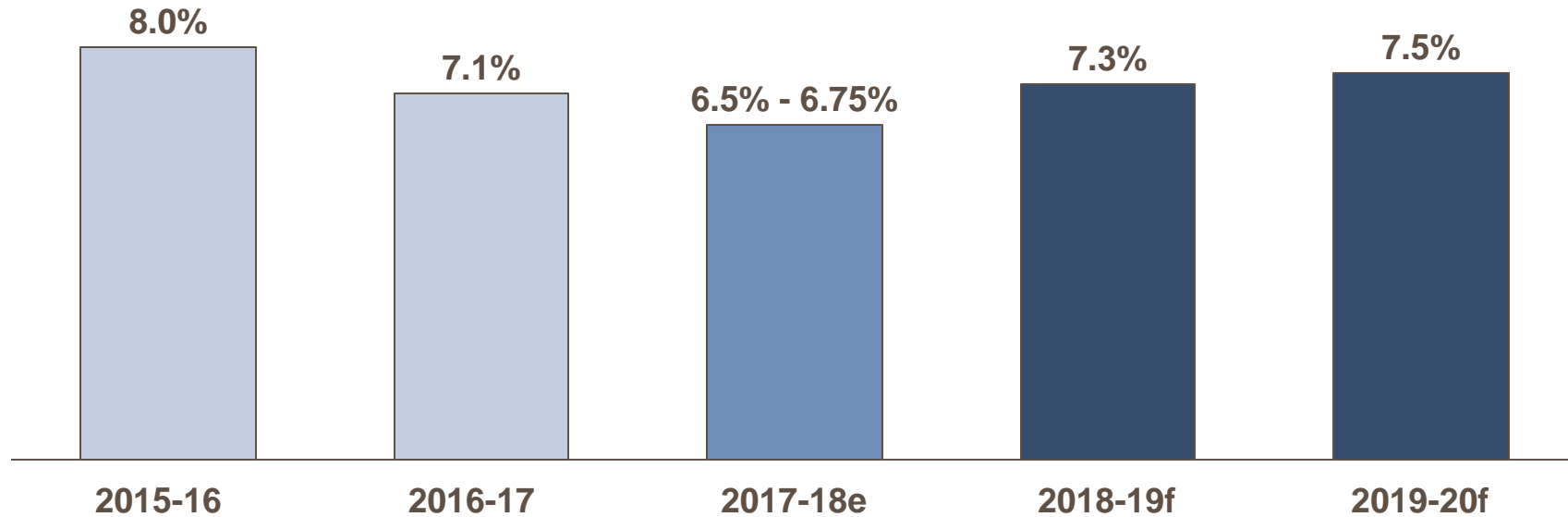


With a strong footprint in the North, West and East parts of India, and a presence in the South Ambuja Cement covers key locations in each region

# Indian economy projected to grow fastest in 2018 & 2019

■ GDP Growth %

(Base: 2011-12)



- Indian economy has strong growth fundamentals and is expected to grow in the range of 7.3%-7.5% over the next two years. *Source – World Bank Global Economic Prospects Report*
- GST implementation is stabilising, augurs well for the economy.
- Signs of revival in investment activity as reflected in improving credit offtake, large resource mobilisation from the primary capital market, and improving capital goods production and imports.
- The process of recapitalisation of public sector banks has commenced.
- Export growth is expected to improve further on account of improving global demand.

# 2018 Potential drivers for cement demand

---

Recent budget announcements to support cement demand growth in the near to long term

## Infrastructure and Housing

- Affordable housing fund to be set up under the National Housing Bank.
- Increased allocation of Rs. 31,500 crore for the Pradhan Mantri Awas Yojana - Urban (PMAY-U).
- Outlays for the Ministry of Road Transport and Highways and Railways increased 11% and 22%, respectively.

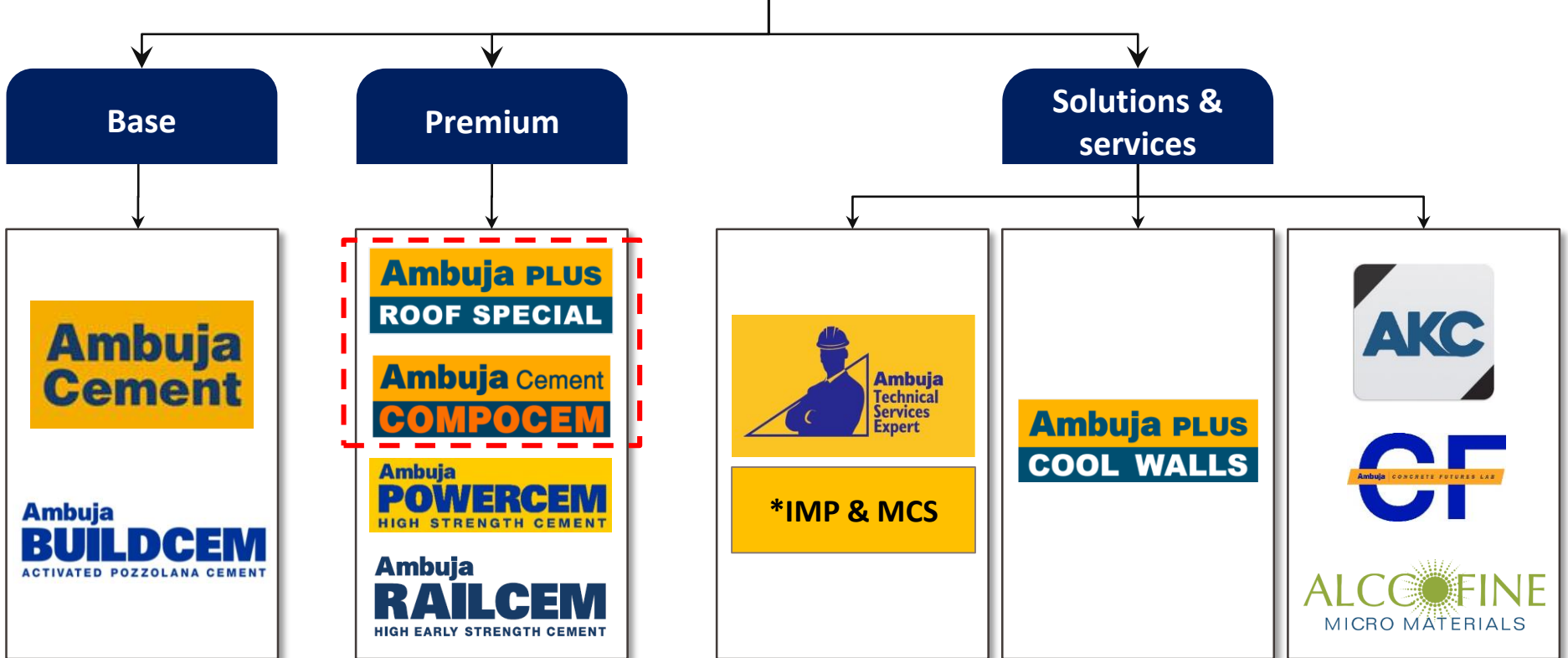
## Focus on improving rural income

- Increase in Minimum Support Price (MSP) for kharif crops to be at least 1.5x of production cost.
- Crop Insurance scheme Pradhan Mantri Fasal Bima Yojana (PMFBY).
- Increase in allocation for irrigation projects under Pradhan Mantri Krishi Sinchayi Yojna (PMKSY).
- Increase in allocation for rural road construction (under the Pradhan Mantri Gram Sadak Yojana).

**Cement demand to see a positive growth backed by infrastructure development, housing and increased rural spends**



# Brand Architecture



Share of Premium products expected to increase sharply

\*IMP – Instant Mix Proportion, MCS – Modular Curing Solution, AKC - Ambuja Knowledge Centre



## Performance Indicators – Q4'17 vs Q4'16

### Cement Volumes

5.87 mn tonnes

+17% growth

### Capacity Utilization

79%

### Op EBITDA

Rs. 541 Crore

61% growth

### Op EBITDA Margin

21%

### PAT

Rs. 338 Crore

89% growth

In Q4'17 cement sales were robust on improved demand

# Performance Indicators – CY 2017 vs CY 2016

**Cement Volumes**  
23 mn tonnes  
+9% growth

**Capacity Utilization**  
78%

**Op EBITDA**  
Rs. 1940 Crore  
15% YoY growth

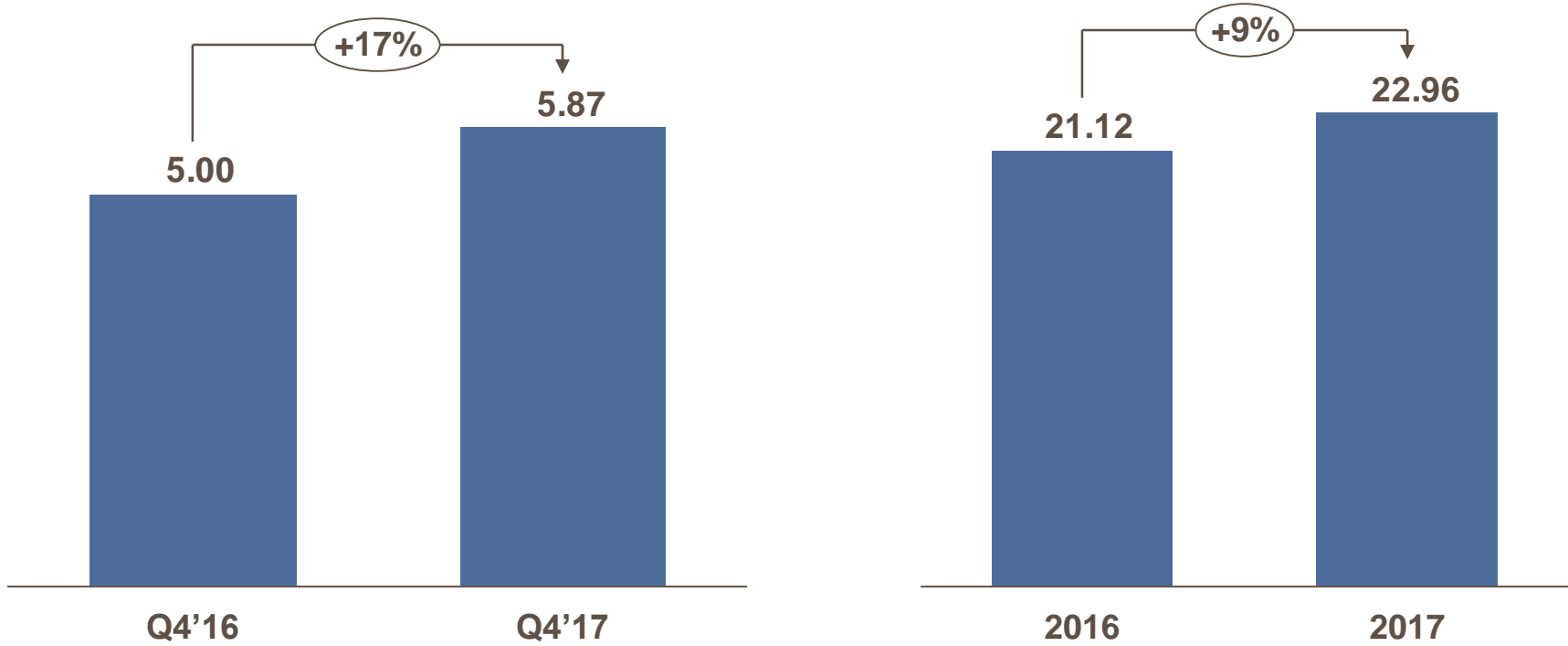
**Op EBITDA Margin**  
19%

**PAT**  
Rs. 1250 Crore  
34% YoY growth

In CY 2017 cement sales grew by 9% due to improved demand

# Cement Sales Volumes

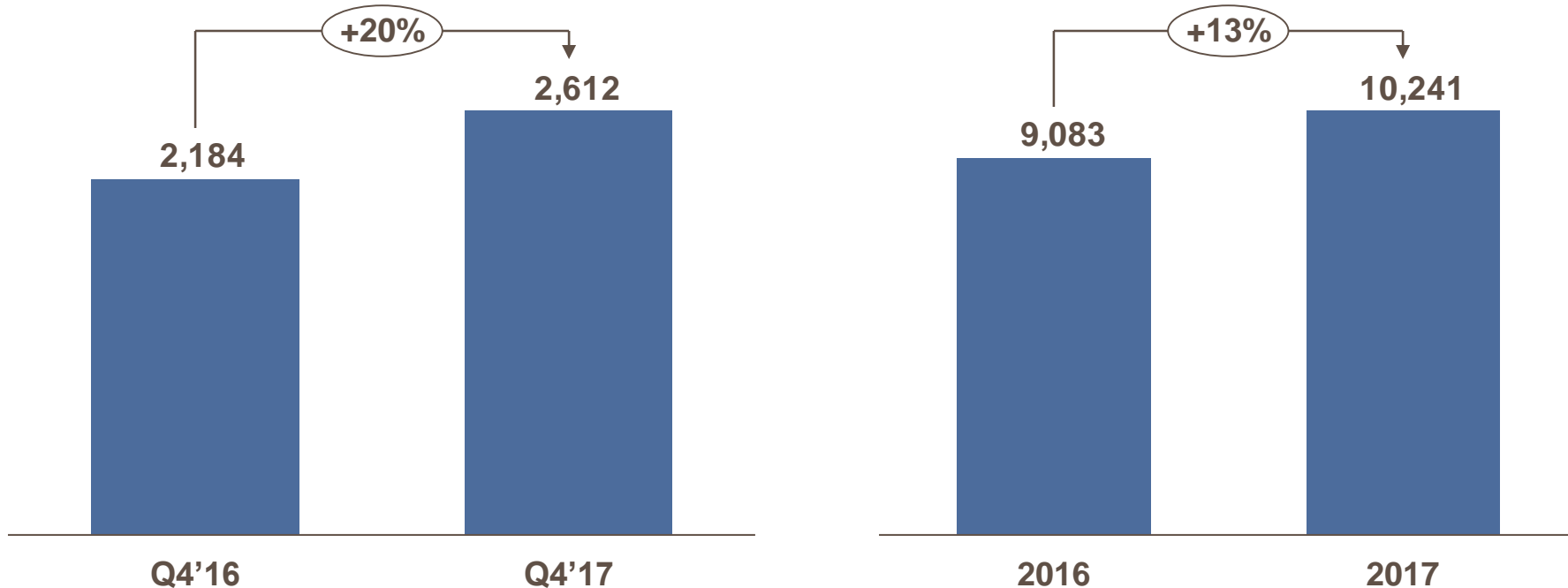
(Mn Tonnes)



- Strong growth in Individual Housing Building (IHB) segment
- Increased participation in the Building and Infrastructure segment

# Net Sales

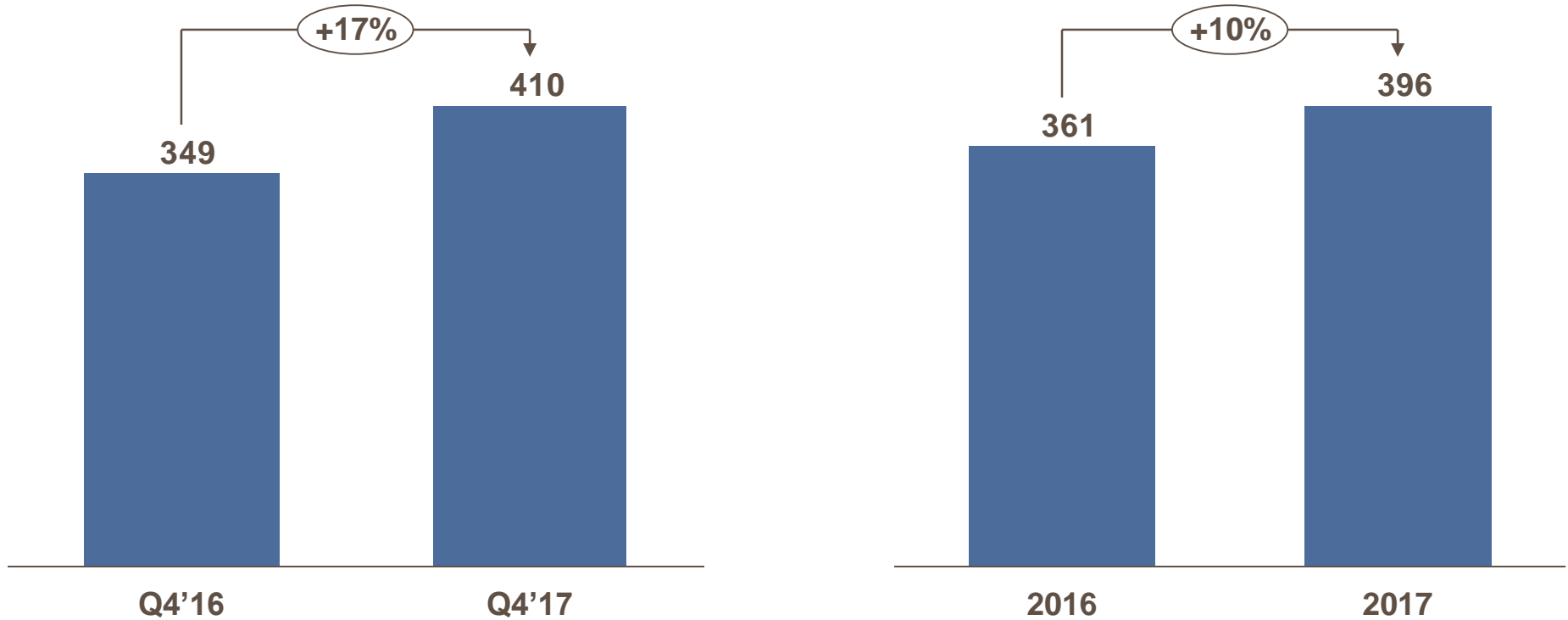
(Rs. Crore)



- Focus on Premium Products (Compocem and Roof Special)
- Ambuja's customer oriented initiatives are creating differentiation resulting in increased sales.
- Higher top line and mitigation measures helped overcome challenges and achieve strong results for the quarter and full year.

# Raw Material Cost

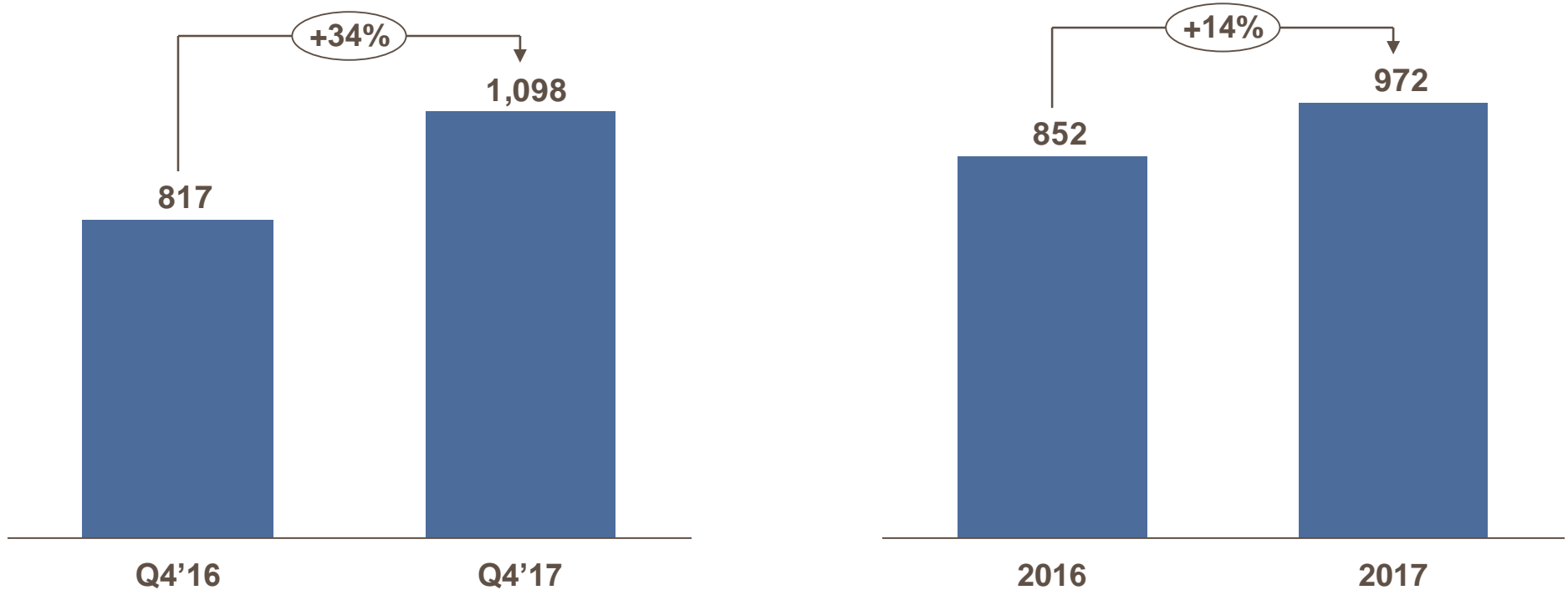
(Rs. / Tonne)



- ACL's raw material cost is higher on account of rising input costs such as fly ash and gypsum. However, the company adopted various initiatives such as optimisation of additives and correctives in Raw Mix.

# Power & Fuel Cost

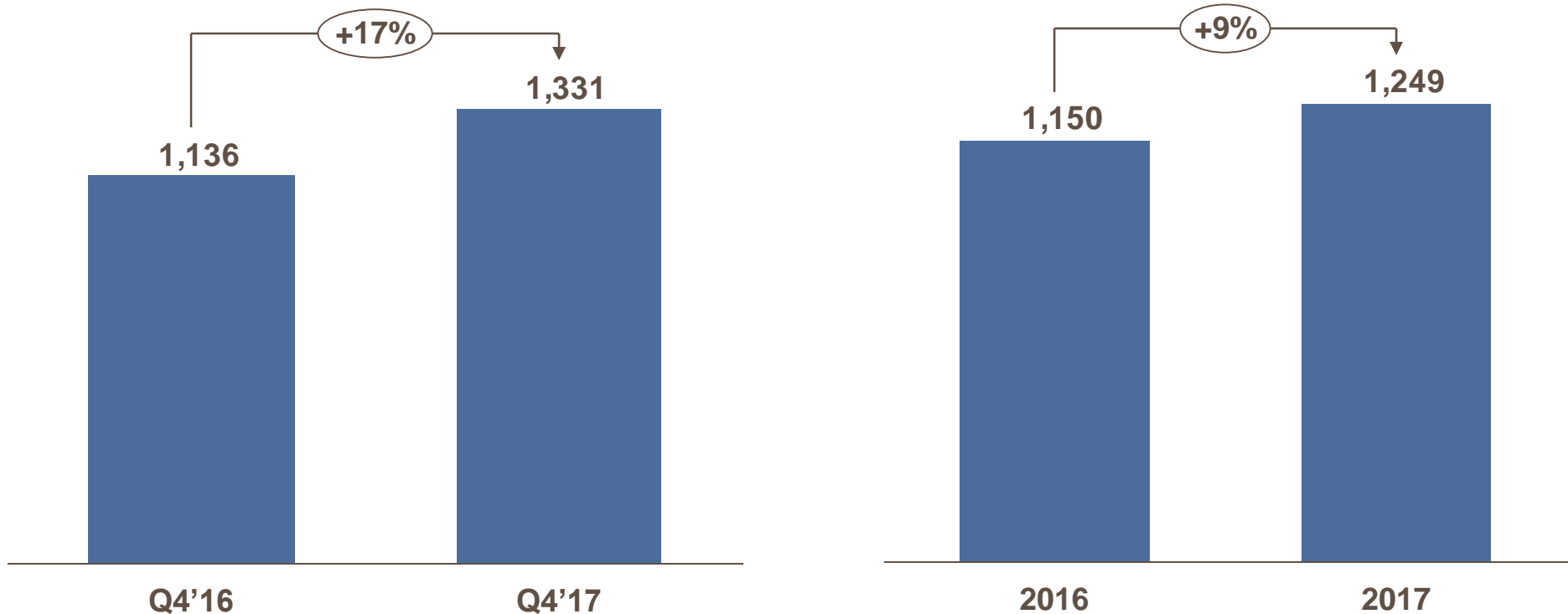
(Rs. / Tonne)



- Power & Fuel costs increased in Q4'17 as a result of rising petcoke cost and temporary adverse fuel mix due to the ban on petcoke in Rajasthan. This impact was mitigated through improved efficiencies and cost saving measures.
- ACL saw increase in its Power & Fuel cost as it produced highest clinker in Q4'17 to service the markets.
- On a full year basis Power & Fuel costs saw an increase of 14% due to increase in fuel price.

# Freight & Forwarding Cost

(Rs. / Tonne)

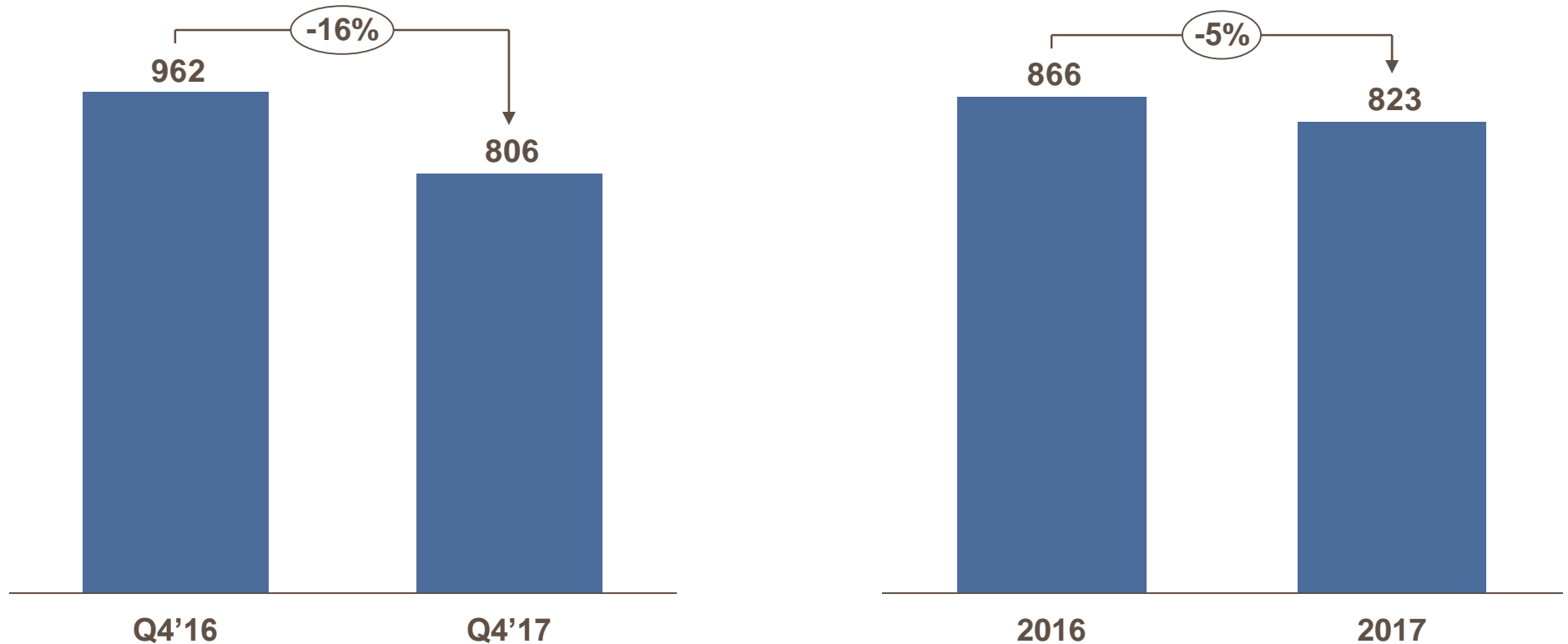


- Freight cost increased due to higher diesel prices, lead, inco-terms and rake unavailability, however, various initiatives were undertaken to optimize geo mix and mode mix. Road direct dispatch also improved.
- Long Term Traffic Contract (LTTC) signed with Railways for 3 years.



## Other Expenses Cost

(Rs. / Tonne)



- ACL's other expenses fell in Q4'17 and full year basis, due to various fixed cost optimization measures.

## Ind AS Result – Standalone – ₹ crore

Particulars	UOM	Q4'16	Q4'17	+ / - PY	12M'16	12M'17	+ / - PY
Sales (net of excise duty )	₹ Cr	2,188	2,612	19%	9117	10,240	12%
<b>Op. EBITDA</b>	<b>₹ Cr</b>	<b>335</b>	<b>541</b>	<b>62%</b>	<b>1,692</b>	<b>1,940</b>	<b>15%</b>
<i>Op. EBITDA margin</i>	%	15.3%	20.7%	540 bps	18.6%	18.9%	30 bps
Depreciation	₹ Cr	156	143	-8%	849	573	-33%
Other Income	₹ Cr	41	48	17%	510	359	-30%
Finance Cost	₹ Cr	14	22	50%	74	107	44%
<b>Profit Before Tax (PBT)</b>	<b>₹ Cr</b>	<b>205</b>	<b>424</b>	<b>106%</b>	<b>1,279</b>	<b>1,619</b>	<b>27%</b>
Tax Expenses	₹ Cr	26	86	228%	347	370	6%
<b>Profit After Tax (PAT)</b>	<b>₹ Cr</b>	<b>179</b>	<b>338</b>	<b>89%</b>	<b>932</b>	<b>1,250</b>	<b>34%</b>
<b>EPS</b>	₹ / share	0.9	1.7	89%	4.7	6.3	34%

*Adoption of Indian Accounting Standard (Ind AS) with effect from Jan1, 2017. The figures for the quarter & year ended December 31, 2016 have also been restated as per Ind AS*

## Ind AS Result – Consolidated – Rs. crore

Particulars	UOM	Q4'16	Q4'17	+ / - PY	12M'16	12M'17	+ / - PY
Sales (net of excise duty )	₹ Cr	4,827	6,021	25%	19,875	23,116	16%
<b>Op. EBITDA</b>	<b>₹ Cr</b>	<b>625</b>	<b>986</b>	<b>58%</b>	<b>3,181</b>	<b>3,858</b>	<b>21%</b>
<i>Op. EBITDA margin</i>	%	12.9%	16.4%	350 bps	16.0%	16.7%	70 bps
Depreciation	₹ Cr	325	302	-7%	1,461	1,219	-17%
Other Income	₹ Cr	71	94	33%	468	323	-31%
Finance Cost	₹ Cr	34	54	58%	153	206	35%
Share of profit in associates	₹ Cr	5	4	-25%	11	13	13%
Exceptional item	₹ Cr	39	0	-100%	39	0	-100%
<b>Profit Before Tax (PBT)</b>	<b>₹ Cr</b>	<b>303</b>	<b>727</b>	<b>140%</b>	<b>2,008</b>	<b>2,768</b>	<b>38%</b>
Tax Expenses	₹ Cr	33	249	658%	574	823	43%
<b>Profit After Tax (PAT)</b>	<b>₹ Cr</b>	<b>270</b>	<b>479</b>	<b>77%</b>	<b>1,434</b>	<b>1,945</b>	<b>36%</b>
Minority interest	₹ Cr	45	69	53%	329	429	31%
<b>Net profit for the period</b>	<b>₹ Cr</b>	<b>225</b>	<b>409</b>	<b>82%</b>	<b>1,105</b>	<b>1,516</b>	<b>37%</b>
<b>EPS</b>	₹ / share	1.1	2.1	82%	5.6	7.6	37%

*Adoption of Indian Accounting Standard (Ind AS) with effect from Jan1, 2017. The figures for the quarter & nine months ended December 31, 2016 have also been restated as per Ind AS*

## Ambuja - Financial Position – Standalone – ₹ in crore

Particulars	31.12.16	31.12.2017
Shareholders funds	19,357	19,973
Non Current Liabilities	564	527
Current Liabilities	3,432	4,117
<b>Equity &amp; Liabilities</b>	<b>23,353</b>	<b>24,617</b>
Fixed Assets	6,262	6,119
Non Current Investments	11,845	11,845
Non Current Loan and advances	65	67
Other Non Current assets	968	1,094
Current Assets	4,213	5,492
<b>Assets</b>	<b>23,353</b>	<b>24,617</b>

# Other key highlights

## NCBM Awards



Ambuja Cement wins two prestigious awards at NCB International seminar. Submitted 22 technical Papers

## ACF- Silver Jubilee



ACF Silver Jubilee year celebrated at mother plant Ambujanagar

## CII Sustainability Awards



Ambuja bags six prestigious accolades @CII-ITC Sustainability Awards 2017

## DJSI\* Results 2017



ACL emerging among the top 10 companies in the Global Dow Jones Sustainability Index (DJSI) ranking 2017 in the Construction Material category and has been ranked at No.7 in the list

## Health & Safety



Nalagarh plant achieved 'Zero Harm' journey with no injury in one-year  
Started Driver Management Center at All Ambuja Locations

## Top 40 Brands



Global consultancy firm, Interbrand India – division of communications giant Omnicom – lists Ambuja Cement in top 40 brands in recently published Interbrand Best Indian Brands 2017 report.

## New Product & Solutions



'Ambuja Plus Cool Walls' launched in Punjab and Himachal Pradesh in addition to Gujarat and Maharashtra

## Iconic Projects



Ambuja has supplied 100% high quality, strong and durable cement for South Asia's first underwater rail tunnel, linking Howrah and Kolkata

## Logistics



Ambuja inks long Term Traffic Contract with Railway in East

# Sustainability a way of life

**Ambuja Cement aspires to be the most competitive and sustainable company in the cement manufacturing industry. Acting in a sustainable manner is not only a business imperative but also provides the company with a competitive advantage**



**END**