



MOIL LIMITED

(A Government of India Enterprise)
Regd. Off.: MOIL Bhawan, 1A Katol Road,
NAGPUR – 440 013

Website: www.moil.nic.in, E-Mail ID: compliance@moil.nic.in, Ph.: 0712- 2806182, Fax: 0712-2591661, CIN: 99999MH1962GOI012398

CS/NSE-BSE/2017-18/464

Date 09.02.2018

To, The G.M. (Listing) National Stock Exchange of India Ltd. Exchange Plaza, Plot No.C-1, G Block, Bandra Kurla Complex, Bandra (East) Mumbai - 400053	To, Listing Department BSE Limited, Phiroze Jeejeebhoy Towers Dalal Street, Mumbai – 400001
---	--

Dear Sir,

**Sub : Un-audited Financial Results for the quarter ended on 31/12/2017 and
declaration of Interim Dividend**

**Stock: NSE: MOIL
Code: BSE: 533286
ISIN: INE490G01020**

This is further to our letters No.CS/NSE-BSE/2017-18/445 dated 30.01.2018 and CS/NSE-BSE/2017-18/458 dated 06/02/2018. In this regard, it is to inform that the Board of Directors of the Company in their meeting held today has:

1. Approved the Un-audited Financial results of the Company for the quarter and nine Months ended on 31st December, 2017. We are attaching herewith a copy of the approved results along with the Limited Review Report of the Auditors.

We are also arranging publication of results in newspapers, as per Listing Regulations.

2. Declared Interim Dividend of Rs.3.00 per Equity Share of Face Value of Rs.10 each, for the Financial Year ending on 31st March, 2018.

As informed earlier, record date for the purpose of payment of Interim Dividend is 20/02/2018 and date of payment of Interim Dividend for the financial year 2017-18 shall be 08/03/2018.

Meeting started at 11:30 AM and concluded at 5:45 PM.

Thanking you,

Yours faithfully,
For **MOIL Limited**


**(N.D. Pandey)
Company Secretary**

Encl.: As above

MOIL LIMITED


Statement of assets and liabilities

Sr No	Particulars	As at	
		31-12-2017	31-03-2017
		Unaudited	Audited
1	ASSETS		
	Non-current assets		
	(a) Property, Plant and Equipment	29389.68	30532.28
	(b) Capital work-in-progress	20245.95	11616.14
	(c) Investment Property	0.00	0.00
	(d) Other Intangible assets	1616.95	2087.28
	(e) Intangible assets under development	0.00	0.00
	(f) Financial Assets	0.00	0.00
	(i) Investments	21.29	21.29
	(ii) Trade receivables	0.00	0.00
	(iii) Loans	136.20	123.03
	(iv) Others	0.00	0.00
	(g) Deferred tax assets (Net)	151.23	0.00
	(h) Other non-current assets	5748.37	4554.60
	Sub-total - Non-current assets	57309.67	48934.62
2	Current assets		
	(a) Inventories	8738.81	12217.44
	(b) Financial Assets		
	(i) Investments	0.00	0.00
	(ii) Trade receivables	17831.10	24125.09
	(iii) Cash and cash equivalents	235988.40	209112.76
	(iv) Bank balances other than (iii) above	0.00	0.00
	(v) Loans	1511.50	1718.72
	(vi) Others	0.00	0.00
	(c) Current tax assets (Net)	0.00	0.00
	(d) Other current assets	8083.85	11227.60
	Sub-total - Current assets	272153.66	258401.61
	TOTAL - ASSETS (1+2)	329463.33	307336.23
	EQUITY AND LIABILITIES		
1	Equity		
	(a) Equity Share capital	26637.56	13318.78
	(b) Other Equity	273246.37	267216.28
	Sub-total - Equity	299883.93	280535.06
	Liabilities		
2	Non-current liabilities		
	(a) Financial Liabilities		
	(i) Borrowings	0.00	0.00
	(ii) Trade payables	0.00	0.00
	(iii) Other financial liabilities (other than those specified)	0.00	0.00
	(b) Provisions	1002.34	934.57
	(c) Deferred tax liabilities (Net)	0.00	603.07
	(d) Other non-current liabilities	636.01	378.54
	Sub-total - Non-current liabilities	1638.35	1916.18
3	Current liabilities		
	(a) Financial Liabilities		
	(i) Borrowings	0.00	0.00
	(ii) Trade payables	5034.72	4170.17
	(iii) Other financial liabilities (other than those specified)	0.00	0.00
	(b) Other current liabilities	19759.39	16625.20
	(c) Provisions	3146.94	4089.62
	(d) Current Tax Liabilities (Net)	0.00	0.00
	Sub-total - Current liabilities	27941.05	24884.99
	TOTAL - EQUITY AND LIABILITIES (1+2+3)	329463.33	307336.23



MOIL LIMITED**Select information for the quarter ended 31.12.2017**

Sr No	Particulars	As on	
		31-12-2017	31-03-2017
A	PARTICULARS OF SHAREHOLDING		
1	Public shareholding		
	(a) Number of shares	91690764	45845382
	(b) Percentage of shareholding	34.42%	34.42%
2	Promoters and promoter group shareholding		
	(a) Pledged/encumbered :		
	Number of shares	Nil	Nil
	Percentage of shares (as a % of total shareholding of promoter and promoter group)	N.A.	N.A.
	Percentage of shares (as a % of total share capital of the company)	N.A.	N.A.
	(b) Non-encumbered :		
	Number of shares	174684844	87342422
	Percentage of shares (as a % of total shareholding of promoter and promoter group)	100.00%	100.00%
	Percentage of shares (as a % of total share capital of the company)	65.58%	65.58%



MOIL LIMITED


CIN : L99999MH1962GOI012398

Statement of standalone unaudited financial results for the quarter and nine months ended 31st December, 2017

(Prepared in Compliance with Indian Accounting Standards (IND AS))

₹ in lakhs

Sr No	Particulars	For quarter ended on			For nine months ended on		For financial year ended on 31-03-2017 Audited
		31-12-2017 Unaudited	30-09-2017 Unaudited	31-12-2016 Unaudited	31-12-2017 Unaudited	31-12-2016 Unaudited	
1	(a) Revenue from operations	29980.22	28671.05	35530.35	92590.81	73712.57	98984.49
	(b) Other income	4743.09	4244.41	3985.76	13213.98	15508.63	22112.74
	Total income	34723.31	32915.46	39516.11	105804.79	89221.20	121097.23
2	Expenses						
	(a) Cost of materials consumed	732.77	712.18	323.73	2152.82	1660.79	2800.23
	(b) Purchase of stock-in-trade	0.00	0.00	0.00	0.00	0.00	0.00
	(c) Changes in inventories of finished goods, stock in trade and work-in-process	-1142.92	633.20	3937.60	2999.71	8806.45	4841.62
	(d) Employee benefits expense	10172.71	8726.99	7594.95	27184.35	22659.05	30766.21
	(e) Finance costs	0.00	0.00	0.00	0.00	0.00	0.00
	(f) Depreciation and amortisation expense	1569.07	1521.41	1333.51	4558.53	3819.54	5471.17
	(g) Other expenses	7932.86	6951.46	10585.47	24201.88	23214.42	31028.04
	Total expenses	19264.49	18545.24	23775.26	61097.29	60160.25	74907.27
3	Profit/ (loss) before exceptional items and tax [1 - 2]	15458.82	14370.22	15740.85	44707.50	29060.95	46189.96
4	Exceptional items	0.00	0.00	0.00	0.00	0.00	0.00
5	Profit/ (loss) before tax [3 - 4]	15458.82	14370.22	15740.85	44707.50	29060.95	46189.96
6	Tax expense						
	(a) Current tax	5758.42	5047.86	5598.97	16040.56	10057.41	16051.01
	(b) Deferred tax	-678.37	53.19	0.00	-754.30	0.00	-444.24
	Total tax expense	5080.05	5101.05	5598.97	15286.26	10057.41	15606.77
7	Net profit/ (loss) for the period from continuing operation [5 - 6]	10378.77	9269.17	10141.88	29421.24	19003.54	30583.19
8	Extraordinary items (Net of tax expense)	0.00	0.00	0.00	0.00	0.00	0.00
9	Net profit/ (loss) for the period [7 - 8]	10378.77	9269.17	10141.88	29421.24	19003.54	30583.19
10	Other comprehensive income						
	A (i) Items that will not be reclassified to profit or loss	-106.98	-172.64	0.00	-454.27	0.00	-655.61
	(ii) Income tax relating to items that will not be reclassified to profit or loss	0.00	0.00	0.00	0.00	0.00	0.00
	B (i) Items that will be reclassified to profit or loss	0.00	0.00	0.00	0.00	0.00	0.00
	(ii) Income tax relating to items that will be reclassified to profit or loss	0.00	0.00	0.00	0.00	0.00	0.00
11	Total Comprehensive Income for the period after taxes [9 - 10]	10271.79	9096.53	10141.88	28966.97	19003.54	29927.58
12	Paid-up equity share capital (Face value of share ₹ 10 each)	26637.56	26637.56	13318.78	26637.56	13318.78	13318.78
13	Other equity						267216.28
14	Earnings per share from continuing operation						
	(a) Basic (₹ 10 each)	3.90	6.88*	7.51*	18.31*	12.24*	20.21*
	(b) Diluted (₹ 10 each)	3.90	6.88*	7.51*	18.31*	12.24*	20.21*
	EPS for nine months ended on 31.12.2017 and for quarter ended on 30.09.2017 is calculated on weighted average paid-up capital (due to issue of bonus shares w.e.f. 29.09.2017). EPS for quarter and nine months ended on 31.12.2016 and EPS for the year ended on 31.03.2017 is calculated on weighted average paid-up capital (due to buy-back of shares w.e.f. 07.10.2016).						



MOIL LIMITED

Segment-wise revenue, results for the quarter and nine months ended 31st December, 2017 and assets and liabilities as on that date.

Sr No	Particulars	For quarter ended on			For nine months ended on		For financial year ended on
		31-12-2017 Unaudited	30-09-2017 Unaudited	31-12-2016 Unaudited	31-12-2017 Unaudited	31-12-2016 Unaudited	31-03-2017 Audited
1	Segment revenue						
	(a) Mining products	28626.75	27939.20	32691.70	86550.11	67378.26	92023.32
	(b) Manufactured products	1594.02	896.77	3095.10	6600.78	6806.72	7666.73
	(c) Power	199.20	405.01	160.68	1101.59	1191.48	1464.62
	Sub-total	30419.97	29240.98	35947.48	94252.48	75376.46	101154.67
	(-) Inter-segment revenue	439.75	569.93	417.13	1661.67	1663.89	2170.18
	Gross sales/income from operations	29980.22	28671.05	35530.35	92590.81	73712.57	98984.49
2	Segment results [Profit/(-)loss before tax and interest]						
	(a) Mining products	10299.92	9735.39	11219.95	28931.39	11998.09	22187.26
	(b) Manufactured products	308.55	64.45	460.79	1717.87	626.97	771.80
	(c) Power	107.26	325.97	74.35	844.26	927.26	1118.16
	Sub-total	10715.73	10125.81	11755.09	31493.52	13552.32	24077.22
	(+) Other unallocable income (net of unallocable expenditure)	4743.09	4244.41	3985.76	13213.98	15508.63	22112.74
	Profit from ordinary activities before exceptional items and tax	15458.82	14370.22	15740.85	44707.50	29060.95	46189.96
3	Segment assets						
	(a) Mining products	66011.34	62110.25	67779.55	66011.34	67779.55	74146.86
	(b) Manufactured products	3652.24	3274.08	2751.08	3652.24	2751.08	2603.66
	(c) Power	2907.82	2951.49	2829.34	2907.82	2829.34	2897.22
	(d) Unallocated	256891.93	256445.76	231438.35	256891.93	231438.35	227688.50
	Total	329463.33	324781.58	304798.32	329463.33	304798.32	307336.24
4	Segment liabilities						
	(a) Mining products	8225.25	11160.83	14970.58	8225.25	14970.58	12322.57
	(b) Manufactured products	434.98	520.19	168.60	434.98	168.60	852.78
	(c) Power	781.70	36.15	354.60	781.70	354.60	115.63
	(d) Unallocated	20137.47	23452.27	11678.46	20137.47	11678.46	13510.20
	Total	29579.40	35169.44	27172.24	29579.40	27172.24	26801.18

Notes :

- The above results, reviewed by the Audit Committee, have been approved by the Board of Directors in its meeting held on 9th February, 2018 and have been reviewed by statutory auditors of the company.
- This statement has been prepared in accordance with the Companies (Indian Accounting Standards) Rules, 2015 (Ind AS) prescribed under Section 133 of the Companies Act, 2013 and other recognised accounting practices and policies to the extent applicable.
- The company has opted to publish the financial results on standalone basis.
- Board of Directors of the company has approved buyback of 8766720 equity shares @ Rs. 240 for an aggregate consideration of Rs 210.40 Crores in its meeting held on 5th February
- The Board has approved an interim dividend of Rs.3/- per equity share for the financial year 2017-18.
- Information about investor complaints for the quarter : Opening - 1, received during the quarter -40, attended/resolved during the quarter 40 and pending as at 31.12. 2017 -1.
- Previous period's figures have been regrouped/reclassified, wherever necessary.

For MOIL Limited,

M. P. Chaudhari


M. P. Chaudhari
Chairman-cum-Managing Director
DIN : 05339308

Place : New Delhi
Date : 09th February, 2018



For M/s J.S. Uberoi & Co.,
Chartered Accountants
Firm's Registration Number : 111107 W

J. S. Uberoi
CA Shripad M. Tole
Partner
Membership Number: 033481



J.S. UBEROI & CO.

Chartered Accountants

2, "Sat-Pratap" Bezonbagh, Kamptee Road,

Nagpur-440 004

Tel : (0712) 2630560, Fax : 2652354

E-mail : msjsu@jsuberoi.com

Independent Auditor's Report on Audit of Interim Standalone Financial Results of MOIL Limited Pursuant to the Regulation 33 of the SEBI (Listing Obligations & Disclosure Requirements) Regulations'2015


To,
**The Board of Directors of MOIL Limited,
Nagpur.**

We have audited the accompanying Statement of Standalone Financial Results of **MOIL Limited** ('the Company') for the quarter and nine months period ended December 31, 2017 ('the statement'), being submitted by the Company pursuant to the requirement of Regulation 33 of the SEBI (Listing Obligations & Disclosure Requirements) Regulations, 2015, as modified by Circular No. CIR/CFD/FAC/62/2016 dated July 5, 2016.

This statement, which is the responsibility of the Company's Management and approved by the Board of Directors, has been compiled from the related interim condensed standalone financial statements which has been prepared in accordance with Indian Accounting Standard 34 "Interim Financial Reporting" ('Ind AS - 34'), prescribed under section 133 of the Companies Act, 2013 read with relevant rules issued thereunder ('Ind AS') and other accounting principles generally accepted in India. Our responsibility is to express an opinion on the Statement based on our audit of such interim condensed standalone financial statements.

We conducted our audit in accordance with the Standards of Auditing issued by the Institute of Chartered Accountants of India. Those standards require that we comply with ethical requirements and plan and perform the audit to obtain reasonable assurance about whether the Statement is free from material misstatement.

An audit involves performing procedures to obtain audit evidence about the amounts and the disclosures in the Statement. The procedures selected depend on the auditor's judgment, including the assessment of the risks of material misstatement of the Statement, whether due to fraud or error. In making those risk assessments, the auditor considers internal financial controls relevant to the Company's preparation and fair presentation of the Statement in order to design audit procedures that are appropriate in the circumstances, but not for the purpose of expressing an opinion on the effectiveness of the Company's internal financial control. An audit also includes evaluating the appropriateness of the accounting policies used and the reasonableness of the accounting estimates made by the Management, as well as evaluating the overall presentation of the Statement.



We believe that the audit evidence obtained by us, is sufficient and appropriate to provide a basis for our audit opinion.

In our opinion and to the best of our information and according to the explanations given to us, the Statement :-

- i. is presented in accordance with the requirements of Regulation 33 of the SEBI (Listing Obligations & Disclosure Requirements) Regulations, 2015, as modified by Circular No. CIR/CFD/FAC/62/2016 dated July 5, 2016; and
- ii. give a true and fair view in conformity with the aforesaid Indian Accounting Standards and other accounting principles generally accepted in India of the profit, total comprehensive income and other financial information of the Company for the quarter and nine months period ended December 31, 2017.

For M/s. J. S. Uberoi & Co.
Chartered Accountants
Firm's Registration Number :- 111107W


CA Shripad M. Tole
Partner
Membership Number :- 033481



Date :- 09 - 02 - 2018
Place :- New Delhi