



**Suprajit
Engineering
Limited**

Registered & Corporate Office : #100, Bommasandra Industrial Area,
Bengaluru - 560 099. Tel: +91-80-43421100, Fax: +91-80-27833279
E-mail: info@suprajit.com Web : http://www.suprajit.com
Corporate Identify Number (CIN) : L29199KA1985PLC006934



February 12, 2018

BSE Limited Phiroze Jeejebhoy Towers Dalal Street Mumbai – 400 001	National Stock Exchange of India Limited Exchange Plaza Bandra – Kurla Complex Bandra (East), Mumbai – 400 051
---	---

Dear Sir/Madam,

Sub : Press Release.

Please find enclosed Press Release.

This is for your Information and records.

Thanking you,

Yours faithfully,
For **SUPRAJIT ENGINEERING LIMITED**


**MEDAPPA GOWDA J
COMPANY SECRETARY**

Encl: as above

Press Release
February 12, 2018.
RESULTS UPDATE:
Rs. in Millions
Consolidated un-audited results (including Phoenix Lamps Division and its subsidiaries & Wescon Controls LLC) for the Nine Months ended:

PARTICULARS	DECEMBER 2017		DECEMBER 2016		Growth %
	Amount	%	Amount	%	
OPERATING REVENUE (NET OF TAXES)	10,246.63		8,423.67		21.64%
EBIDTA (Operational)	1,600.30	15.62%	1,367.93	16.24%	16.99%
PBT	1,285.57	12.55%	1,198.08	14.22%	7.30%
PAT	821.43	8.02%	795.59	9.44%	3.25%

Consolidated un-audited results (excluding Wescon Controls LLC) for the Nine Months ended:

PARTICULARS	DECEMBER 2017		DECEMBER 2016		Growth %
	Amount	%	Amount	%	
OPERATING REVENUE (NET OF TAXES)	8,495.23		7,741.14		9.74%
EBIDTA (Operational)	1,407.60	16.57%	1,285.24	16.60%	9.52%
PBT	1,272.41	14.98%	1,183.81	15.29%	7.49%
PAT	813.23	9.57%	787.90	10.18%	3.22%

Consolidated un-audited results (excluding Phoenix Lamps Division and its subsidiaries & Wescon Controls LLC) for the Nine months ended:

PARTICULARS	DECEMBER 2017		DECEMBER 2016		Growth %
	Amount	%	Amount	%	
OPERATING REVENUE (NET OF TAXES)	6,151.55		5,351.76		14.94%
EBIDTA (Operational)	1,113.82	18.11%	938.32	17.53%	18.70%
PBT	960.35	15.61%	844.39	15.78%	13.73%
PAT	638.82	10.38%	567.99	10.61%	12.47%

For Suprajit Engineering Limited


 Medappa Gowda, J
 CFO & Company Secretary

Suprajit Engineering Limited – Standalone results (With Phoenix Lamps Division on standalone basis) for the Nine months ended:

PARTICULARS	DECEMBER 2017		DECEMBER 2016		Growth %
	Amount	%	Amount	%	
OPERATING REVENUE (NET OF TAXES)	7,066.22		6,317.65		11.85%
EBIDTA (Operational)	1,231.13	17.42%	1,122.72	17.77%	9.66%
PBT	1,153.11	16.32%	1,012.02	16.02%	13.94%
PAT	748.50	10.59%	683.91	10.83%	9.44%

Suprajit Engineering Limited – Standalone results (Without Phoenix Lamps Division) for the Nine months ended:

PARTICULARS	DECEMBER 2017		DECEMBER 2016		Growth %
	Amount	%	Amount	%	
OPERATING REVENUE (NET OF TAXES)	5,269.99		4,578.61		15.10%
EBIDTA (Operational)	944.17	17.92%	809.76	17.69%	16.60%
PBT	834.07	15.83%	738.37	16.13%	12.96%
PAT	593.49	10.69%	506.38	11.06%	11.28%

Notes:

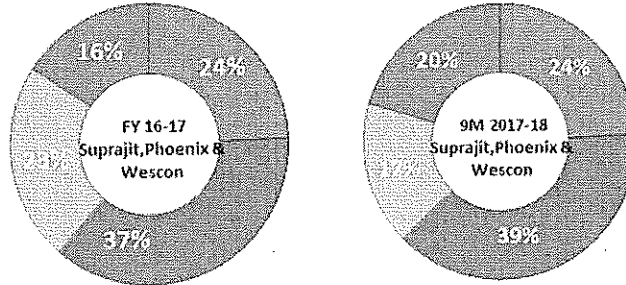
- 1) Above Operational EBITDA is without considering other income.
- 2) Consolidated Financial results for the period ended 31st December, 2017 and for the period ended 31st December, 2016 are not comparable since results for the period ended 31st December, 2016 includes results of Suprajit USA Inc on consolidated basis from 10th September, 2016 to 31st December, 2016.

For Suprajit Engineering Limited

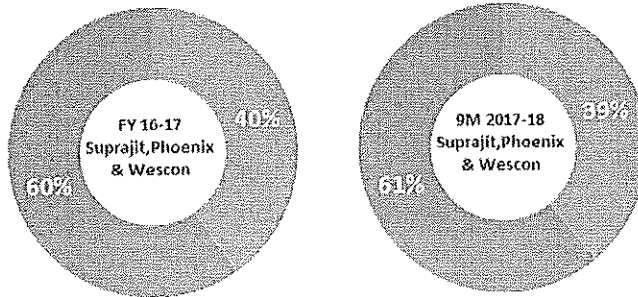

 Medappa Gowda
 CFO & Company Secretary

SECTOR AND GEOGRAPHIC SPLITS (FY 2016-17 VS 9M 2017-18):

Suprajit fully consolidated with Wescon:

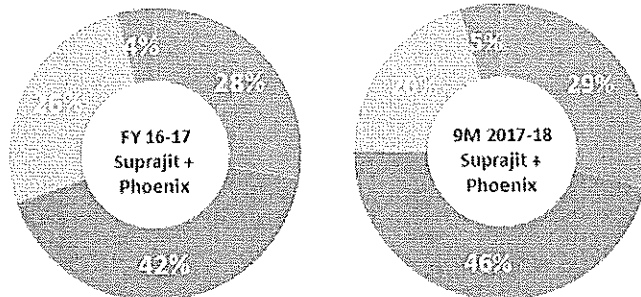


■ Automotive ■ 2-wheeler ■ Aftermarket ■ Non-automotive

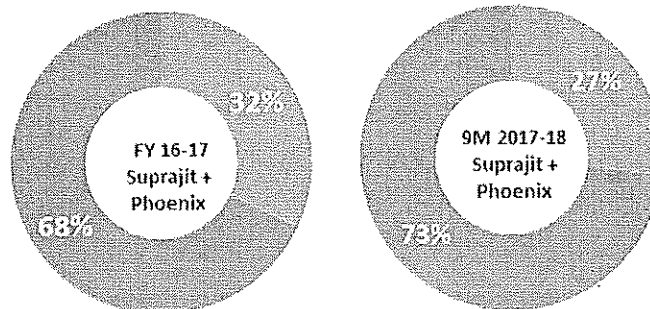


■ Global ■ Domestic

Suprajit and Phoenix Lamps Division with respective subsidiaries without Wescon:



■ Automotive ■ 2-wheeler ■ Aftermarket ■ Non-automotive



■ Global ■ Domestic

For Suprajit Engineering Limited

Medappa Gowda .J
CFO & Company Secretary

BUSINESS UPDATE FOR THE HALF YEAR 2017-18:

GENERAL:

- The Board of Directors have declared an increased interim dividend of Re. 0.60 per equity share of Re.1/- each (60%) for the year 2017-18, as against an Interim Dividend of Re. 0.50 per equity share of Re.1/- each (50%) for the year 2016-17.
- The credit ratings of the Company are under:

Rating Agency	Short Term	Long Term
ICRA	A1+	AA
CRISIL	A1+	AA-
India Ratings	A1+	AA-

- Post the significant business disruption in H1, particularly in the aftermarket due to GST introduction, business has come back to normal from September 2017 onwards. However, there are continued challenges relating to GST implementation.
- The outlook for the Q4 appear satisfactory.

PHOENIX LAMPS DIVISION:

- Domestic OEM business has grown better than the Industry.
- Domestic aftermarket business had a good Q3.
- Exports through subsidiaries (Luxlite and Trifa) continue to have headwinds particularly relating to H7 lamps during the period under consideration.

CABLE DIVISION:

- Domestic OEM business has grown better than the industry.
- Domestic aftermarket business had a good Q3.
- Both automotive and non-automotive exports clocked good growth.
- Wescon has performed satisfactorily. Q4 is expected to be typically strong in line with seasonality of the business.

About Suprajit Engineering Limited:

Suprajit is India's largest automotive cable and halogen lamp maker with an annual global capacity of 250 million cables and 87 million halogen lamps. Suprajit's customer list includes most Indian automotive majors. It also exports to many marquee global customers.

For further information, please contact:

Mr. Medappa Gowda J Chief Financial Officer & Company Secretary Suprajit Engineering Limited Email : medappagowdaj@suprajit.com	Ms. Bhargavi Aithal Sr. Manager – Corporate Communications Suprajit Engineering Limited Email : bhargavi@suprajit.com
--	--

For Suprajit Engineering Limited

Medappa Gowda .J
CFO & Company Secretary